013708
6C6
GWMP

historic structure report

march 1987

GLEN ECHO PARK



GEORGE WASHINGTON MEMORIAL PARKWAY, MARYLAND

HISTORIC STRUCTURE REPORT
GLEN ECHO PARK
GEORGE WASHINGTON MEMORIAL PARKWAY
MARYLAND

U.S. DEPARTMENT OF THE INTERIOR
NATIONAL PARK SERVICE
DENVER SERVICE CENTER
EASTERN TEAM

CONTENTS

I. Introduction / I-1

II. Administrative Data Section / II-1

III. Historical Data Section / III-i

Preface / III-i

Statement of Historical Significance / III-iii

A. Development of Subdivision and Summer Resort at Glen Echo by the Baltzley Brothers: 1888-1891 / III-1

B. Establishment and Development of National Chautauqua of Glen Echo: 1891-1893 / III-9

C. Ownership and Utilization of National Chautauqua of Glen Echo Grounds: 1893-1911 / III-40

D. Operation of Glen Echo Amusement Park Under the Washington Railway and Electric and Capital Traction (After December 1933 Capital Transit) Companies: 1911-1955 / III-55

1. Introduction / III-55

2. Purchase of Glen Echo Property by Washington Railway and Electric Company / III-56

3. Establishment of New Glen Echo Amusement Park / III-58

4. Biographical Sketch of Leonard B. Schloss / III-59

5. Amusement Park Operation by Season, 1911-1954 / III-63

E. Operation of Glen Echo Amusement Park Under Rekab, Inc.: 1955-1970 / III-134

1. Acquisition of Glen Echo Amusement Park by Rekab, Inc. / III-134

2. Amusement Park Operation by Season, 1955-1968 / III-135

F. Operation of Glen Echo Park Under the Federal Government: 1970-Present / III-159

1. Transfer of Title and Administration of Glen Echo Park / III-159

2. Efforts of the Save the Carousel Committee / III-161

3. National Park Service Assumes Operation of Glen Echo Park / III-162

G. Recommendations for Further Study / III-174

H. Appendixes / III-175

1. Short History of Chautauqua Movement / III-176

2. Sources for Materials, Labor, and Services for Construction of Chautauqua Buildings at Glen Echo / III-177

3. Declaration of Trust, May 20, 1891 / III-181

4. Washington Post, June 12, 1891, Concerning National Chautauqua at Glen Echo / III-183

5. National Chautauqua Structures and Facilities at Glen Echo / III-186

6. Trustees' Sale of Glen Echo Railroad, 1895 / III-191

7. Construction Details of Glen Echo Gravity Coaster: 1912 / III-193

8. Construction Details of Glen Echo Derby Racer: 1916 / III-194

9. Description of "Coaster Dips" Ride (1921) in Coaster World, January 1981 / III-196

10. Receipts, Glen Echo Amusement Park, 1920-1925 / III-199

11. Fire Inspection Report and Map of Glen Echo Park by Marsh & McLennan, Incorporated, July 1934 / III-200

12. Deed Transferring Glen Echo Park from the Capital Transit Company to Continental Enterprises, Inc.: 1954 / III-205

13. Deed Transferring Glen Echo Park from Continental Enterprises, Inc., to Rekab, Inc.: 1955 / III-209

14. Deed Conveying Glen Echo Park to United States Government: 1970 / III-212

15. Existing Conditions Report Summary: 1984 / III-215

16. Photographs / III-216

I. Repositories Visited During Research / III-220

J. Repositories Consulted During Research / III-221

K. Persons Consulted During Research / III-221

L. Annotated Bibliography / III-224

M. Architectural Drawings / III-240

IV. Architectural/Engineering Data Section / IV-1

A. Chautauqua Tower / IV-1

1. Architectural Data / IV-1
   a. Architectural Summary / IV-1
   b. Historical Use/Appearance / IV-1
   c. Existing Conditions/Use / IV-4
   d. Recommendations / IV-4

2. Structural Data / IV-5
   a. Structural Description / IV-5
   b. Existing Structural Conditions / IV-6
   c. Load Bearing Analysis / IV-7
   d. Recommendations / IV-9
   e. Cost Estimate / IV-11

B. Maintenance Shop (Yellow Barn) / IV-12

1. Architectural Data / IV-12
   a. Architectural Summary / IV-12
   b. Historical Use/Appearance / IV-12
   c. Existing Conditions/Use / IV-14
   d. Recommendations / IV-14

2. Structural Data / IV-15
   a. Structural Description / IV-15
   b. Existing Structural Conditions / IV-16
   c. Load Bearing Analysis / IV-18
   d. Recommendations / IV-19
   e. Cost Estimate / IV-21

C. Carousel / IV-22

1. Architectural Data / IV-22
   a. Architectural Summary / IV-22
   b. Historical Use/Appearance / IV-22
   c. Existing Conditions/Use / IV-24
   d. Recommendations / IV-25

2. Structural Data / IV-26
   a. Structural Description / IV-26
   b. Existing Structural Conditions / IV-26
   c. Load Bearing Analysis / IV-27
   d. Recommendations / IV-28

D. Bumper Car Pavilion / IV-29

1. Architectural Data / IV-29
   a. Architectural Summary / IV-29
   b. Historical Use/Appearance / IV-29
   c. Existing Conditions/Use / IV-32
   d. Recommendations / IV-32

2. Structural Data / IV-34
   a. Structural Description / IV-34
   b. Existing Structural Conditions / IV-34
   c. Load Bearing Analysis / IV-35
   d. Recommendations / IV-36
   e. Cost Estimate / IV-41

E. Crystal Pool Remnants / IV-43

1. Architectural Data / IV-43
   a. Architectural Summary / IV-43
   b. Historical Use/Appearance / IV-44
      1) Rest Rooms / IV-44
      2) First Aid Building / IV-44
      3) Pylon and Stone Walls / IV-46
      4) Retaining Wall / IV-47
   c. Existing Conditions/Use / IV-47
      1) Rest Rooms / IV-47
      2) First Aid Building / IV-47
      3) Pylon and Stone Walls / IV-48
      4) Retaining Wall / IV-49
      5) Other Remnants / IV-49
   d. Recommendations / IV-49

2. Structural Data / IV-50
   a. Structural Description / IV-50
      1) Rest Rooms / IV-50
      2) First Aid Building / IV-50
      3) Pylon and Stone Walls / IV-50
      4) Retaining Wall / IV-51
   b. Existing Structural Conditions / IV-51
      1) Rest Rooms / IV-51
      2) First Aid Building / IV-51
      3) Pylon and Stone Walls / IV-51
      4) Retaining Wall / IV-52
   c. Load Bearing Analysis / IV-52
   d. Recommendations / IV-52
   e. Cost Estimate / IV-54

F. Spanish Ballroom / IV-55

1. Architectural Data / IV-55
   a. Architectural Summary / IV-55
   b. Historical Use/Appearance / IV-55
   c. Existing Conditions/Use / IV-61
   d. Recommendations / IV-62

2. Structural Data / IV-64
a. Structural Description / IV-64
b. Existing Structural Conditions / IV-65
c. Load Bearing Analysis / IV-66
d. Recommendations / IV-68
e. Cost Estimate / IV-70

G. Administration Building/Arcade Complex / IV-71

1. Architectural Data / IV-71
a. Architectural Summary / IV-71
b. Historical Use/Appearance / IV-72
1) Administration Building / IV-72
2) Arcade / IV-75
c. Existing Conditions/Use / IV-77
1) Administration Building / IV-77
2) Arcade / IV-77
d. Recommendations / IV-78
1) Administration Building / IV-78
2) Arcade / IV-79

2. Structural Data / IV-82
a. Structural Description / IV-82
1) Administration Building / IV-82
2) Administration Building--Entrance Canopy / IV-82
3) Arcade / IV-83
b. Existing Structural Conditions / IV-84
1) Administration Building / IV-84
2) Administration Building--Entrance Canopy / IV-86
3) Arcade / IV-86
c. Load Bearing Analysis / IV-87
1) Administration Building / IV-87
2) Administration Building--Entrance Canopy / IV-88
3) Arcade / IV-89
d. Recommendations / IV-90
1) Administration Building / IV-90
2) Administration Building--Entrance Canopy / IV-91
3) Arcade / IV-91
e. Cost Estimates / IV-92

H. Cuddle Up / IV-94

1. Architectural Data / IV-94
a. Architectural Summary / IV-94
b. Historical Use/Appearance / IV-94
c. Existing Conditions/Use / IV-95
d. Recommendations / IV-96

2. Structural Data / IV-96
   a. Structural Description / IV-96
   b. Existing Structural Conditions / IV-96
   c. Load Bearing Analysis / IV-97
   d. Recommendations / IV-97
   e. Cost Estimate / IV-98

I. Impact Analysis / IV-99

J. Recommendations for Further Study / 101

K. Sources Consulted / IV-102

L. Appendixes / IV-103

   1. Photographs / IV-104
   2. List of Abbreviations / IV-170
   3. Drawings / IV-175

I. INTRODUCTION



I. INTRODUCTION

Glen Echo Park is part of the George Washington Memorial Parkway. It is located on MacArthur Boulevard in Montgomery County, Maryland. In 1984 Glen Echo Park was added to the National Register of Historic Places as a historic district:

> Glen Echo Park is significant as the site of the late nineteenth century Chautauqua movement at Glen Echo, Maryland; as a rare surviving regional example of an early twentieth century amusement park of architectural and historical significance and as a major commercial and recreational facility for area residents and visitors from its establishment in 1899 on the site of the short-lived chautauqua until its closing in 1968. Although the rides and amusements are gone, sufficient major buildings and structures of this fragile kind of resource remain to convey the visual environment of the amusement park as it existed in the 1920s, 1930s and 1940s.[1]

The park consists of nine elements that contribute to the district's architectural and historical significance and seven elements that do not contribute. The nine contributing elements are as follows:

(1) Chautauqua Tower
(2) Maintenance Shop (Yellow Barn)
(3) Carousel
(4) Bumper Car Pavilion
(5) Crystal Pool Remnants (includes First Aid Building, Rest Rooms, Swimming Pool Retaining Wall, Entrance Pylon and Stone Walls)
(6) Spanish Ballroom
(7) Administration/Arcade Complex (includes Entrance Canopy)
(8) Cuddle Up
(9) Picnic Grove

---

1. National Park Service, National Register of Historic Places Inventory--Nomination Form, Glen Echo Amusement Park, Prepared by Gary Scott and William H. Brabham, 1983-84, Item Number 8, p. 3.

The first eight elements, that is, those contributing elements which are buildings, are the main concerns of this historic structure report.

This report, which contains sections on administrative data, historical data, and architectural/engineering data, was prepared by a team composed of the following members:

Susan L. Shufelt, Team Captain, Architect
Steven C. Doulis, Architect
Thomas E. Fields, Architect
Susan D. Long, Architect
Richard Ohmstede, Engineer
Larry Reynolds, Engineer
Harlan D. Unrau, Historian
Terry L. Wong, Engineer

In October 1981, an "Existing Conditions Study" was prepared by Patrick Macdonald of the Denver Service Center. In that report, architectural materials, safety problems, and structural, mechanical, and electrical systems were discussed for all of the buildings at Glen Echo Park. This historic structure report will supplement information already provided in the existing conditions study on the eight buildings that are contributing elements of the historic district.

II. ADMINISTRATIVE DATA SECTION



II. ADMINISTRATIVE DATA SECTION

The "Management and Facilities Program" (George Washington Memorial Parkway, May 1984) is the planning document that proposes treatment and use for the buildings at Glen Echo Park including the eight buildings that are in the National Register of Historic Places and make up the historic district. Glen Echo Park has cooperative agreements with various artists, governmental agencies, and community groups who provide classes, dances, and performances which are open to the public. In return, some of the artists and community groups have studio space at the park. Much of the space in the buildings is used for classrooms, artists' studios, a theater, and a dance hall. This use of space at Glen Echo will continue at the park, according to the program (page 11).

The remainder of the space is used for storage, U.S. Park Police offices, park offices, an art gallery, and a refreshment stand. One building still houses an amusement park ride, and a few spaces have been condemned and are closed off because they are structurally unsound. The "Management and Facilities Program" (page 14) provides for movement of the park police offices out of the park. However, the gallery, refreshment area, storage space, park offices, and the operating carousel will remain.

Thus, with the exception of the U.S. Park Police offices, the buildings at Glen Echo will continue to provide space for functions similar to the present ones. The allocation and distribution of space for the various functions, however, may change and will be determined during the preliminary design phase of the rehabilitation work.

According to the "Management and Facilities Program," the proposed treatment for the buildings is "stabilization and rehabilitation" (pages 14-15). This treatment will halt further deterioration of the buildings, make them safe for public use, and provide suitable space for their intended functions. More specifically, the work will involve making structural repairs, making the buildings water resistant, repairing or

replacing utility and mechanical systems, ensuring that the buildings comply with various codes, repairing exterior facades, altering interior spaces as needed for adaptive uses, and providing security systems and fire detection and suppression systems. All of this work will be done in a manner which creates "a sense of place consistent with the architectural character of the park structures" (page 15).

The exteriors of the eight buildings exemplify the architecture typical of the chautauqua period at Glen Echo or of early 20th century amusement parks. The exteriors of these buildings will be partially restored to their amusement park era appearance. The evidence indicates that these buildings generally look as they did during the amusement park era. All of the buildings, however, have been modified and have deteriorated to various degrees. The stabilization and rehabilitation work will use the existing fabric, old photographs, and any other documentary evidence as a guide so that any repairs or alterations are consistent with amusement park era features of the buildings. Where there are missing details important to the character of the buildings and compatible with codes and proposed functions of the buildings, they will be reproduced. However, no attempt will be made to restore these buildings to their exact original appearance or to reconstruct parts of these buildings which have been torn down. Any modifications which have been made over the years which are not compatible with the original character of the buildings will be removed.

The interiors of only two buildings are historically significant: the carousel and the Spanish ballroom. The carousel building contains the original 1921 Dentzel carousel which will be restored to its original appearance. The Spanish ballroom interior will be adaptively restored, removing any remaining remnants of Jungleland (a fun house ride added in 1964) but keeping the Spanish/art deco character of the interior (see the "Management and Facilities Program," page 18).

The proposed treatment of the eight buildings is consistent with the National Park Service's "Cultural Resource Management Guideline, NPS

28" (August 1985), which identifies stabilization and rehabilitation as two treatments appropriate for historic structures. These treatments are defined as follows:

> Stabilization shall reestablish the structural stability of a structure through the reinforcement of load bearing members or by arresting deterioration leading to structural failure. Stabilization shall also reestablish weather-resistant conditions for the structure. . . . Stabilization shall be accomplished in such a manner that it detracts as little as possible from the structure's appearance and significance.
>
> Rehabilitation is a treatment that improves the utility or function of a structure and often involves life safety and other code improvements . . . its use should be limited to structures that are being adaptively used and that do not play a primary role in a park's interpretive program . . . (Chapter 3, pages 7-8).

For the most part, the recommendations included in the architectural/engineering data section of this report consider only structural problems and exterior architectural features. The recommendations show what structural repairs are necessary to make each building structurally safe and what changes need to be made to each building to restore its amusement park era appearance (or a compatible appearance). Neither specific uses for the buildings nor the types of spaces needed for the specific uses have been determined. Therefore, floor plans, mechanical systems, utilities, and code compliance (except for load bearing analyses) have not been considered in the recommendations, and Class "C" estimates for only the required structural work have been included.[1]

---

1. While this report does not consider mechanical systems, utilities, and code compliance, it should be noted that the "Existing Conditions Study" (Macdonald, 1981) identified many deficiencies in these areas. Also, while the 1981 study identified areas needing fire suppression systems, the arcade's Adventure Theatre is the only space in these buildings equipped with one.

Three buildings--the chautauqua tower, the carousel, and the Spanish ballroom--are on the List of Classified Structures (LCS). The management category listed for the tower and carousel is "B, should be preserved"; the category for the ballroom is "C, may be preserved." The National Capital Region's update of the LCS will include the remaining structures.

Since the eight buildings are listed in the National Register of Historic Places as part of the historic district, compliance with Section 106 of the National Historic Preservation Act is required. The planning document for Glen Echo Park has not been approved under the Programmatic Memorandum of Agreement. Therefore, implementation of proposed actions other than "preservation maintenance" will require consultation with the Maryland State Historic Preservation Officer and the Advisory Council on Historic Preservation.

A private collection of material--pictures, newspaper clippings, receipt books, etc. from the park--is owned by Richard Cook of Gaithersburg, Maryland. He has loaned this material to the park and has allowed the park to reproduce some of the material on microfilm. Whether Richard Cook retains ownership of this material or donates it to the park, the Park Service should make sure that the material is preserved and is stored in proper facilities.

III. HISTORICAL DATA SECTION



III. HISTORICAL DATA SECTION

Preface

This historic structure report (historical data) has been prepared to satisfy in part the research needs that were stated in the task directive "Remove/Rehabilitate Unsafe Utilities/Structures at Glen Echo." The directive under Package 183 was prepared by Susan L. Shufelt in July 1984. Data from this report will provide an information base with which to plan the preservation, stabilization, interpretation, and management of structures in Glen Echo Park. This report emphasizes the following features outlined in the task directive:

> The history of the park will be researched as it pertains to the construction life of the eight buildings [chautauqua tower, maintenance shop (yellow barn), carousel, bumper car pavilion, Crystal Pool remnants, Spanish ballroom, administration/arcade complex, and Cuddle Up] the utility systems, and setting changes as they affected the buildings. All sources will be researched including the Richard Cook Collection, Library of Congress, Montgomery County Building Permits Office, and architectural drawings storage area. The product of this research will be a narrative and will include copies of all material found that relates to the Chautauqua Era, Amusement Era, and Public Use Era.

A number of persons have assisted in the preparation of this report. My thanks go to Manus J. Fish, Jr., director, National Capital Region, and members of his staff Paul Goeldner, chief, Historic Resources Services, and Gary Scott, historian, for discussing the nature of the research required for the project and providing suggestions that were helpful in scoping the parameters of the study. My thanks also go to John F. Byrne, superintendent, George Washington Memorial Parkway (GWMP), under whose administrative jurisdiction Glen Echo is managed by the National Park Service, and William M. Brabham, historian (GWMP), for their help in gaining a better understanding of the history needs of the project. Special thanks are due to Audrey F. Calhoun, site

manager, Glen Echo Park, for conducting me on a guided tour of the park, making available park files for reference purposes, and arranging for my research in the Richard A. Cook Collection. Other personnel at the park, Sandy Weber, Carol Barton, and Diane Leatherman, also aided in the research phase of the study. Finally, my thanks go to Anthony S. Donald, supervisory historic architect, and Susan L. Shufelt, architect, Northeast Team (Falls Church, Virginia), Denver Service Center (DSC), for the direction and orientation they provided me during the preparation of the study. Ronald W. Johnson, chief, History Research Section, Northeast Team, DSC, my immediate supervisor, provided administrative oversight for my participation in the project.

I also wish to thank Richard A. Cook of Gaithersburg, Maryland, for making available his extensive collection of photographs, drawings, manuscripts, and business records dealing with the history of Glen Echo. During the course of my research the entire collection was microfilmed and is on file at Glen Echo Park. The Cook Collection is the largest documentary source of materials relating to Glen Echo history.

Harlan D. Unrau
June, 1985

STATEMENT OF HISTORICAL SIGNIFICANCE

Glen Echo Park is significant as the site of a short-lived chautauqua assembly during the early 1890s. It is also a surviving regional example of an early to mid-20th century amusement park ("trolley park") of architectural and historical significance. After a 12-year interlude as a fledgling amusement center from 1899 to 1911, it became a major recreational facility for Washington, D.C., area residents from 1911 until its closing in 1968.

For most of this period (1911-1955), Glen Echo Park was owned by the Washington Railway and Electric and Capital Transit companies, which ran trolley service to the site. The amusement park enjoyed its greatest growth and patronage from 1910 to 1950, and then declined in the 1950s as its facilities aged and popular tastes were increasingly attracted by the advent of widely publicized regional theme parks.

In 1970 the federal government acquired the defunct amusement park in a land exchange with Rekab, Inc., the last private owner of the facility (1955-1970), to protect the Potomac Palisades from encroaching adverse development. The National Park Service was given administrative responsibility for the park in 1971 and since that time has sponsored a range of recreational and educational activities, as well as structural rehabilitation and adaptive space utilization at the site. These uses present a modern-day evolution of the original chautauqua ideal that first led to extensive development of the site.

The Glen Echo Park Historic District was entered in the National Register of Historic Places in 1984. It includes eight structures of frame, masonry, stone, and stucco construction. The district consists of nine elements, including two previously-listed properties (chautaqua tower and carousel) and seven structures that are primarily related to park operations and hence do not contribute to the principal historical and architectural significance of the park. The nine contributing elements and their dates of construction are:

Chautauqua Tower -- 1891
Maintenance Shop (Yellow Barn) -- 1914
Carousel -- 1921
Bumper Car Pavilion -- 1923
Crystal Pool Remnants -- 1931
Spanish Ballroom -- 1933
Administration/Arcade Complex -- 1940
Cuddle Up -- 1946
Picnic Grove -- 1920s-1930s

These structures are arranged in an irregular plan facing toward the central park area. Although most of the small amusement structures and rides have been removed, the district represents an amusement park with elements dating from the chautauqua era and the amusement park era of the 1920s to the 1940s.

A. DEVELOPMENT OF SUBDIVISION AND SUMMER RESORT AT GLEN ECHO BY THE BALTZLEY BROTHERS: 1888-1891

During the late 1880s the natural beauty of the high ground along the Potomac River upstream from Washington, D.C., began attracting real estate promoters and developers.[1] The first large real estate promotion in Montgomery County, Maryland, was the establishment of the Glen Echo subdivision and summer resort by brothers Edward and Edwin Baltzley, the former a resident of Washington and the latter a Philadelphia businessman and entrepreneur. Their dream was to "create for Washington and the nation a suburban place of residence equal to the historic cities of the Rhine, or the interesting towns which crown the beautiful hills of the Hudson." The twin brothers who founded Glen Echo were a study in opposites -- Edward, a dynamic and flamboyant socialite, and Edwin, who had a formal, business-like personality and was the inventor of an economically producible mechanical eggbeater in 1885. The brothers derived the money to enter the real estate development field from this invention.[2]

Edward Baltzley purchased some 516 acres for their real estate development venture from William and Sarah M. Reading on July 7, 1888. That same day Edward and Laura A. Baltzley pledged a mortgage to William Reading for $18,000. As described in the deed, the property purchased by Baltzley was "part of a tract of land called 'The Resurvey

---

1. The best treatment of the local history of the Glen Echo area prior to the 1880s may be found in U.S. Department of the Interior, National Park Service, Glen Echo Park, George Washington Memorial Parkway, Archeological Overview, by Robin D. Ziek, April 1982, pp. 4-12.

2. Washington Post, May 21, 1891; Carol Barton, "History of Glen Echo," 1978 (typescript mss. in Glen Echo Park files); Roger S. Cohen, Jr., "The Glen Echo-Cabin John Area," The Montgomery County Story, 7 (August 1964): 4; and Portrait and Biographical Record of the 6th Congressional District, Maryland (New York, 1898), pp. 565-66.

on Magruder and Beall Honesty,' part of 'Fletchall's Garden,' and a part of 'Magruder and Beall's Honesty,' designated as Lots No. 1, 2, 3, 4, 5, 6, and 7 in the division of the farm of the said William Reading and containing in the aggregate 516 acres, 1 rood and 26 Perches of Land more or less." This property, which the Baltzleys named Glen Echo on the Potomac, generally extended from Cabin John Creek eastward to the present Walhonding Road area overlooking Sycamore Island.[3]

Early in 1890 Edwin Baltzley wrote an extensive illustrative brochure entitled Glen-Echo-on-the-Potomac: The Washington Rhine to both promote business for the cafe resort he and his brother Edward had built on their property and land sales for the realty company they operated out of the Sun Building in Washington, D.C. In the brochure which was printed in 1891, Baltzley acclaimed the scenic beauty and "romantic" character of the property as well as the advantages of its accessibility to the nation's capital. He noted that the Glen Echo subdivision combined "the beauties of mountain and river scenery, the charm of a mild climate, and the blessing of perfect health." He described the setting of Glen-Echo-on-the-Potomac in overly romanticized terms as being

> situated four and one-half miles from Washington, on the Conduit Road, high up on the foothills of the Blue Ridge Mountains, which here come down to form majestic bluffs overlooking the river.

---

3. Deed, William and Sarah H. Reading to Edward Baltzley, July 7, 1888, and Mortgage, Edward and Laura A. Baltzley to William Reading, July 7, 1888, Montgomery County Deed Books, JA 11, Folios 70-82, and JA 10, Folios 210-13. Montgomery County land records are on file at the Montgomery County Judicial Center in Rockville, Maryland. An abstract of title appended to the deed of conveyance indicates that there were 47 separate transactions involving this property between 1794 and 1888. Among the prominent persons and institutions who owned all or portions of the property during that period were Alexander Hamilton, first Secretary of the Treasury, and the Bank of the United States which acquired interest in the property in 1823 because the previous owner owed $8,120 to the bank. William Reading first purchased property in the area in 1852. The Reading house and nearby "slave quarters" are still located on Wellesley Circle in Glen Echo.

> The Conduit Road is the protecting, macadam roof over the Washington Aqueduct, through which the city receives its water supply from the Great Falls, a distance of sixteen miles. It follows the banks of the river and is a grand boulevard throughout its entire length. Owned by the Government, for the protection of the Conduit, it is always kept in scrupulous repair. Two and one-half miles of it passes through Glen-Echo, cut out of the mountain sides, and at a point where the tall hills, the river and the road come together in happy conjunction to make one of the most picturesque and inspiring drives in the country.
>
> The Glen-Echo Railroad reaches the city by the way of Tenallytown . . . .
>
> And high on the highlands, where munificent Nature has made one of her supreme efforts to be grand and lovely, Glen-Echo, the future Bingen and Bride of the Potomac, reclines on glen and promontory, overlooking the sun-kissed river, which, for the first time since washing the feet of the cities on the way, sweeps into view and comes smiling close up to the foot of the highlands of Glen-Echo, and sings along their entire length, peeping upward through the trees and saying such glad things as only those can hear who know the language of the water and the wood. Here the Conduit Road, which crests the heights, becomes a winding boulevard under a colonnade of native trees and untrained shrubbery . . . .[4]

Baltzley devoted a considerable portion of the brochure to a description of Pa-taw-o-meck, the elaborate and rustic five-story Glen Echo Cafe that the brothers built using lumber from some 30,000 cedar trees cut in the adjacent forest. Construction of the cafe commenced on February 1, 1890, and it opened for business on July 25, as the centerpiece attraction of the Baltzley resort and subdivision (see photographs 1-5). The cafe, covering nearly a half-acre of ground, was estimated to have cost between $85,000 and $130,000. It was reached by means of tally-ho coaches, horse-drawn conveyances that seated twelve people on top and six people inside, that ran from downtown Washington directly to the cafe. Baltzley described the scene that greeted visitors as they arrived at the cafe and the impressive pavilions, pathways, balconies, lofts, and dining areas of the cafe where the brothers could entertain their prospective clients:

---

4. Glen-Echo-on-the-Potomac: The Washington Rhine, [1891], introduction and pp. 3-5.

Activity is about us; the sounds of industry greet our ears; the hurry of busy men and boys is arrested by the reverberating bugle; we pass buildings and neighing horses half-hidden among trees; then suddenly the driver reins up his steeds, and we are approaching an imposing archway, made of massive cedar trees. Over it, and forming part of the arch, is the legend, woven in cedar: "GLEN-ECHO CAFE," above which is a belfry in which an electric light has usurped the place of the bell. To the right and left great arms of fence descend, and turn outward, while still to the right is a covered way to the Conduit Road, ending in a reception room open on all sides; then to the left again a rustic building with the inscription over it, "Office of E. & E. Baltzley." As we advance under the archway a grand, circular, macadamized plaza, guarded by heavy cedar rails, and hemmed in by overshadowing trees, spreads out before us. To the right center of the plaza, in stately welcome, is a semicircular porte-cochere, under which we are whirled and landed at the entrance of the winding "Wa-pe-nan Way." Wa-pe-nan, we learn, is the Indian for "The path of the Morning Sun". . . .

The vestibule, built of ponderous, gnarled, unbarked cedar trees, supports a "Band Balcony," over the arch and beneath the eaves of which, worked in cedar, the inscription, "Pa-taw-o-meck," announces the name of the building. As we pass the outer portals two broad winding stairways of cedar lead to the right and left, one to the "Ladies' Waiting Room," the other, on the left, to the Gentlemen's." Entering the wide doorway to the "Main Dining Hall," a magnificent expanse of room, cathedral-like, arched over by the trunks of bark-covered logs, woven in complex embrace, on which the steep roof is bound, greets our eyes . . . .

As we stand at the entrance of this long vista of room its grandeur unveils like a revelation to us. In its centre a many-streamed, cedar-wrought fountain sends its threads of shining silver high in the lofty spaces of the labyrinthian arch. On either side an oft-repeating rhyme of cedar lambrequins crowns the wide, generous windows, which extend to the floor. Beyond, at the far end, a commanding mantelpiece of cedar, in rustic mosaics, rises to the eave-plates; to the right centre, in different design, a cedar sideboard, above and in the rear of which is an alcove, railed from the main hall by a cedar balustrade, and bearing the title of "Music Loft." On the opposite side of the hall, over stairways and vestibule, is another alcove looking out, on three sides, upon rare river scenery. It is a large private dining-room, named after the Indian whippoorwill, the "Wish-ton-wish."

Cedar brackets surround the great dining hall to support the numerous electric fans which swirl the air in all directions when the day is hot. And when the Evening takes on the raven

wings of Night, her mistress, Darkness, surrenders to the brilliant day of a large company of electric lamps. . . .

Midway of the hall a Japanese reed curtain is suspended from the high roof, and gracefully looped back to the sides. This is to divide the room in two by an artistic semblance of a division, when large private parties desire to be alone. Ladies here, as also in "Canon Eyrie," may entertain their friends, in parties however large or small, instead of at their own homes, and lend the fragrance of the woods, the river, the park, and this unique building to their entertainment.

Through an exit on the south we pass upon the grand "Pow-wow Balcony," fronting upon the river, and overhanging a steep hillside, from which, at the risk of your life, you could step into the water below. A high cedar balustrade intercedes in your behalf not to do this, however.

At each end of the balcony is a high tower, with dining-rooms on the second story, and lookouts on the third, each of distinctive style, and made with such emulation that the eye never tires of their beauty.

The dining room in the tower on the west bears the name of "Crows' Nest," while the lookout above it is "Cloud Top." The ascent to them is by a "tower staircase," a short distance from the rooms, which are reached by bridges.

The dining-room in the tower on the east is christened "Pow-ha-tan," as the inscription, seared by a hot iron on a white pine board, tells you. The lookout above bears the engraving, "The Owl's Roost." All of the rooms are adorned by these heat-graven captions, some of which are enriched by highly interesting pictographs, over which you puzzle your wits to get the hidden message. You ascend to these rooms by a long, hither and thither, rambling stairway of new design. Indeed, there are no two patterns alike in this great building of cedar . . . .

Standing upon the stairway leading to the "Owl's Roost," and, looking northward, an elaborate architectural picture is before you. Below a circuitous stairway leads to the "Choral Balcony," from whence music is dispensed to open-air audiences. Across the interim from where you stand, the seven-gabled roof, which crowns the tower on the northeast of the building, reminds you of the belfry of some great cathedral. But it is the "Cruso" that commands your more interested attention; Cruso in name, perhaps, because of its resemblance to Robinson Crusoe's umbrella. It is a beautiful piece of workmanship in cedar, perched on the very pinnacle of the great roof. A handsome stairway descends from it straight to the "Choral Balcony," a long distance below. Sweeping your vision to all points of the compass from this eyrie, a grand

panoramic view passes before you of roofs, lookouts, towers, gables, balconies, ascending and descending stairways, buildings, and bridges, together with the inspiriting, outlying scenery of land, foliage and water.

On the northwest, the "Tower of Babel" rises above the background of tall trees. Two dining rooms, "The Minnehaha" and "Sleepy Hollow," compose its two first stories, while perched on the roof of the "Sleepy Hollow," is the "Minnewawa," a mid-air building approached by a curious stairway which lands you on a pretty, covered porch, with seats on either side, before admitting you into its sacred, aerial precincts.

Beyond, in the west, dreaming in its solitary distance, "Canon Eyrie," the highest story of the "Air Castle," ends the architectural view and lets your eyes escape into the beyond to drink in the rapture of the matchless river scene, where hill and foliage, and the blue and misty distance, wrapping its mantle over the shoulders of the Blue Ridge mountains, draw round the shining waters a calm and reverent sitting.

The "Po-ka-hun-tas" dining room is on the first floor of the northeast tower; but it is from the second story, "The Wigwam," a more charming sylvan scene awaits us. A babbling brook, "The Walhonding," comes down from the north, and seen through the intervening trees, in the hushed light of the foliage, tumbles in cataract and waterfall over its irregular, rocky bed, until in an abrupt turn where the gorge deepens, it hides itself from view more noisy than ever; and, if you would see it as it laughs and frolics down the precipitous rocks, you must, forsooth, go to the "Minnehaha," or "Sleepy Hollow," from whose restful porches you may hear many a story told in its liquid language.

The "Air Castle!" You do not know what day-dreams, crystallized into the real, lie in these airy words unless you go with me where eager feet lead, from the rear right of the great dining hall, over a bridge, the "Sagamore Way," which hears all the tumultuous laughter of the brook, and sees glimpses of the river sending up its shining gladness, and a rare luxuriance and variety of treehood beauty, to that daring building which has defied the fury of wild waters and reared itself over the deep gorge, worn by the now quiet brook through the hard granite; a building whose feet are planted in the rocks deep down in the ravine, where the waters get angry, and, by intricacy and bewildering maze of structure, risen to foundation on a level with the high banks, where the artist has given us the "Walhonding Bridge," to Monican Rock and the "Ramble," and the Observation Balcony, the "Kingfisher's Watch," from where to watch the antics of the stream, or to be lulled to musing by its music; a building grown into three stories above this: the "Council Fire," the "Jung Frau," and "Canon Eyrie,"

> all looking out upon scenery which we may not tell lest our tongues be condemned to utter confusion. . . .[5]

Baltzley noted some of the characteristics and advantages of the suburban subdivision that the brothers were trying to establish at Glen Echo. To provide accessibility to Washington, the Baltzleys had played a role in encouraging construction of the steam and electric Glen Echo Railroad, which was chartered on December 12, 1889. Its cars, built by the J.G. Brill Company of Philadelphia, were, according to Baltzley, "unsurpassed in the whole history of street-car building" for "comfort and luxuriance." A "granite and fire-proof" powerhouse was built near Glen Echo "to guard against the interruption of service."[6]

Five granite quarries were opened within the boundaries of the Glen Echo development. The Baltzleys desired that only granite structures, patterned after their own stone mansions built on a hill overlooking the Potomac, be constructed in the subdivision. Therefore, they provided stone to those building homes "at the bare cost of quarrying." The granite quarried varied "in grade and color from the blue-gray, similar to that in the State Department [now the Old Executive Office Building], at the intersection of Pennsylvania Avenue and 17th Street, N.W., in Washington, D.C., to the white and pink and ochre, like that of which the Church of the Covenant [in Philadelphia] is built."

The subdivision featured other conveniences and attractions. Provision was made for electric lighting and facilities were available to allow residents to engage in "river pleasuring." Glen Echo was "in the natural direction of the city's growth," according to Baltzley, and was part of

---

5. Ibid., pp. 8-15. Also see Morris Fradin, "Washington's 'Rhine'", American Forests, 73 (May 1967): 24-25, and Washington Post, May 21, 1891.

6. Further data on the history and development of the Glen Echo Railroad may be found in LeRoy O. King, 100 Years of Capital Traction: The Story of Streetcars In the Nation's Capital ([Washington], 1972), pp. 42 ff.

the "great suburban movement then underway, a fact signalized by the purchases of former President Grover Cleveland and former Secretary of the Navy William C. Whitney."[7]

After some five months of operation, the cafe, which had attracted widespread attention among Washingtonians, was destroyed by an early morning fire on November 29. The structure was demolished within one hour, with only the porte-cochere and stove chimney remaining. In its place the Baltzleys proposed to construct the Monican, a granite, fireproof, castle-like structure on a hill overlooking the Potomac that would serve as a hotel and resort for Washington's "polite society" and "national personages." Financial difficulties resulting from epidemic scares, falling land sales, and the nationwide financial panic of 1893, however, ultimately prohibited the Baltzleys from constructing the fortress-like hotel.[8]

---

7. Glen-Echo-on-the-Potomac, pp. 1-44.

8. Ibid., pp. 6, 36.

B. ESTABLISHMENT AND DEVELOPMENT OF NATIONAL CHAUTAUQUA OF GLEN ECHO: 1891-1893

The background of how the establishment of a chautauqua headquarters came to be merged with the Baltzley enterprise at Glen Echo is not known. Whether the Baltzleys had from the beginning a dream of an assembly at Glen Echo to serve as an added attraction to their subdivison and resort, or members of the recently formed Chautauqua Union in Washington, D.C., expressed their desires to the Baltzleys, is a moot question. The union was established by several local societies in late 1890.

Regardless of the source of the idea, the Baltzleys became committed to building a citadel of culture at Glen Echo to complement their real estate and resort enterprise. In 1891 Edwin Baltzley would write:

> To describe Chautauqua would require a volume, so extensive and complex has its work become. During the summer the work of the Assembly combines the attractions of a summer-resort with the intellectual delights of an old-time Academia and the scope and general view of a university. It is to lay more firmly the foundation on which college and university rest, and to make the people friendly to every wholesome educational movement.[1]

---

1. Glen-Echo-on-the-Potomac, pp. 41-42; "Local Circles," Chautauquan, 12 (December 1890): 410; and "Local Circles," Chautauquan, 12, (January 1891): 548. For a short historical summary of the establishment and development of the chautauqua movement in the United States, see appendix 1. For more information on the background of the national chautauqua movement, see Jeffrey Simpson, "Utopia by the Lake," American Heritage, 23 (August 1972): 76-88; Theodore Morrison, Chautauqua: A Center For Education, Religion, and the Arts in America (Chicago, 1974); Joseph E. Gould, The Chautauqua Movement: An Episode in the Continuing American Revolution (Albany, 1961); and Pauline Fancher, Chautauqua: Its Architecture and its People (Miami, 1978).

The National Chautauqua of Glen Echo, the fifty-third such assembly to be established, was incorporated under the laws of the state of West Virginia on February 24, 1891, for "the purpose of establishing and maintaining an Institution of Learning to be conducted upon the Chautauqua idea and plan." The object of the organization, as set forth in the charter, was to

> promote liberal and practical education, especially among the masses of people; to teach the sciences, arts, languages, and literature; to prepare its patrons for their several pursuits and professions in life, and to fit them for the duties which devolve upon them as members of society; such instruction to embrace all departments of culture which the board of trustees may deem useful and proper.

To form the organization 43 incorporators, representing some of the prominent families in Washington, "subscribed the sum of $350 to the Capital thereof" and paid the sum of $35 "on said subscription." The charter permitted the increase of "the said Capital by the sale of additional shares from time to time to one million dollars in all." The original capital was divided into shares of $10 each which were held by seven men--Adam S. Pratt, Edward and Edwin Baltzley, James B. Henderson, James C. Pratt, Linsen de F. Jennings, and Fred W. Pratt.[2]

---

2. Woman's Executive Committee, The National Chautauqua of Glen Echo (Washington, D.C., 1891), pp. 1-2, and National Chautauqua of Glen Echo, Journal, 1891-93, Richard A. Cook Collection, Gaithersburg, Maryland. The names of the incorporators were:

> B.H. Warner, Beriah Wilkins, John W. Thompson, S.W. Woodward, Maj. John W. Powell, Commissioner of Education Wm. T. Harris, Bishop Hurst, Dr. A. H. Gillet, Rev. Dr. Geo. Elliott, Rev. Dr. Hershey, Rev. Dr. Corey, Rev. Dr. Sunderland, Rev. Dr. Baldwin, Rev. Dr. Naylor, Rev. Dr. Newman, Rev. Dr. Hamlin, Rev. Dr. Bartlett, Rev. Dr. Butler, Rev. Dr. J. H. Elliott, Rev. Dr. McKim, Elijah W. Halford, Rev. Dr. Shippen, Rev. Dr. Power, Dr. Green, Dr. Wm. A. Hammond, Geo. Peter, James B. Henderson, Hattersly W. Talbott, James Anderson, Thomas Anderson, Wm. V. Bouic, Jr., Judge John Vinson, Adam S. Pratt, General Drum, Edward Baltzley, Robert Ball, Arthur B. Cropley, H. Bradley Davidson, L. De F. Jennings, Fletcher Johnston, Geo. A. Jordan, Edwin Baltzley.

On December 20, 1890, A.H. Gillett stated that the organization of the Glen Echo chautauqua had just been completed, thus indicating that the organization of the assembly was finished some two months before it was incorporated. The Gillett to Kimball correspondence of December 20, 1890, is found in the Historical Collection, Smith Memorial Library, of the Chautauqua Institution, Chautauqua, New York.

A board of five trustees was established to conduct the business of the National Chautauqua of Glen Echo. These were William T. Harris, U.S. commissioner of education; Dr. A.H. Gillett, a 16-year veteran of chautauqua work, field secretary of the Chautauqua Literary and Scientific Circle, and superintendent of instruction of the Florida, Piedmont, and several other chautauquas; A.S. Pratt, senior member of A.S. Pratt & Sons and president of the board of trustees of the Homeopathic Hospital; James B. Henderson, an attorney with the Rockville firm of Peter & Henderson; and Edwin Baltzley. Gillett was chosen to serve as chancellor, and headquarters were established in the Baltzley offices in the Sun Building in Washington, D.C.[3]

During the following months the board of trustees, under the direction of Gillett, developed an ambitious plan for the chautauqua curriculum that would commence at Glen Echo in June 1891. As devised, the curriculum plan would include:

> 1. Amphitheatre Lecture and Entertainments. A series of three first-class Lyceum lecture concerts or spectacular entertainments each day for the entire session, supplemented by the music of a splendid orchestra and reed band; vocal selections by a large chorus and eminent soloists, readings, etc.
> 2. School of the English Bible. For Bible teachers, Y.M.C.A. secretaries, and Bible readers.
> 3. Special Classes in New Testament, Greek and Hebrew. For ministers and Bible students who may either desire to review work done in earlier years or who may desire to begin the study of these languages.

---

3. Woman's Executive Committee, National Chautauqua, pp. 2-3.

4. Sunday-School Normal Class. For Sunday-school officers and teachers. The regular course of the Chautauqua Normal Union will be taught by the best teachers to be had.

5. Class work in music, vocal and instrumental, with lectures on the "History and Philosophy of Music," by Prof. C.C. Case, Prof. Constantin Sternberg, Mr. H.A. Moore, and others.

6. School of Physical Training. A department in which, by lectures, classes, and gymnasium work, students will receive instruction in the care and development of their physical powers. This department will also provide for wholesome diversion and sport for children and young people.

7. School of Methods. With the advice and, as far as possible consistent with his other duties, under the direction of the U.S. Commissioner of Education, Hon. William T. Harris, L.L.D., a school of methods for secular teachers will be organized and conducted.

8. University Extension. One of the notable educational movements of the last few years is what is known as "University Extension," originating in England at the seat of the great universities there, and now being extensively utilized in this country. The plan includes a full course of lectures on specific subjects, with registered classes of students, who are expected to take notes of each lecture, and at the conclusion of the course pass an examination upon the subjects presented. Three courses of lectures on this plan have been provided--one on "American History," by Jane Meade Welch, one on "The Modern Poets," by Prof. W.D. McClintock, and one on "English Authors," by Mr. Leon Vincent.

9. The Chautauqua Literary and Scientific Circle. To aid those who are already pursuing this reading course and to awaken an interest in the plan on the part of others, there will be a special series of lectures on English literature and history, astronomy and geology, and studies in pedagogy and social science. This course of lectures will be supplemented by round-table work, special local circles, vesper services, vigils, camp-fires, and a recognition service. To these schools and classes others may be added as the plans of the management mature.

10. A Woman's Department, which shall have charge of the advancement of a woman, improving and enlarging her scope of usefulness. A special woman's executive committee, of which Miss Clara Barton is President, has been appointed to have charge of this work.[4] They will also constitute a finance committee. . . .

The board of trustees engaged many of the finest platform performers and lecturers of the day. Contracts were signed with religious orators such

---

4. Ibid., pp. 4-6.

as Bishop J.H. Vincent, chancellor of the Chautauqua University, Dr. T. DeWitt Talmage, Rev. P.S. Henson, and Dr. Lyman Abbott; lecturers such as John DeWitt Miller; and scientists such as John B. DeMotte of DePauw University and Dr. Lysander Dickerman, a noted Egyptologist. Authors and poets such as Thomas Nelson Page and Maurice Thompson, a noted feature article writer for Century and Scribners, were also engaged.[5]

Property for the National Chautauqua of Glen Echo was formally conveyed to the new corporation by the Baltzleys in March and April 1891.[6] The first deed, dated March 24, conveyed 10 acres to the National Chautauqua of Glen Echo for $1. This parcel was described:

> All that certain piece or parcel of land and premises known and distinguished as being the lands conveyed to the said Edward Baltzley and Edwin Baltzley, by Rosa Bobinger, lying east or a little south of east of Cabin John Creek, and further described as being a portion of lot ten (10) of the John D. Grady survey, bounded on the east by lot nine (9) of the John D. Grady survey, on the west by Cabin John Stream, on the south by the Canal, and on the north by the Conduit Road, containing ten (10) acres more or less. Subject, however, to the right and privilege of the said Rosa Bobinger, her heirs and assigns, of building a dam across the said stream called Cabin John Branch, so as to raise the water in said stream at least twelve feet in height above its ordinary flow, for the purpose of using a water power on the west side of stream, for such purpose as she or they may wish. This right to extend the entire length of the east side of said branch as granted by this deed. Together, with all and singular the improvements

---

5. Ibid., pp. 6-7.

6. Planning and purchasing of materials for the chautauqua buildings at Glen Echo began several months before the formal conveyance of the property to the National Chautauqua of Glen Echo. The earliest reference to expenditures for the chautauqua development was November 22, 1890, when Henry B. Looker was paid $60 for a topographical survey of a 57-acre tract. Large quantities of lumber, hardware, cement, and tools were purchased and active stone quarrying operations were begun in January and February 1891 for use in the erection of the amphitheater, Hall of Philosophy, and other chautauqua structures. National Chautauqua of Glen Echo, Journal, 1891-93, and National Chautauqua of Glen Echo Ledger, 1890-98, Cook Collection.

thereon, and the rights, ways, easements, privileges, advantages and appurtenances thereto belonging or in anywise thereunto appertaining.

And This Deed Further Witnesseth, that these presents are made upon the express condition that the lands and premises heretofore described are conveyed to the said The National Chautauqua of Glen-Echo to be used by the said corporation for the purpose of education upon the Chautauqua idea and plan and for no other purpose whatever, and in the event that the same shall be used for any other purpose than for the purpose of education upon the Chautauqua plan, than these presents shall become null and void, and the said lands and premises shall revert to the said Edward Baltzley and Edwin Baltzley, their heirs and assigned as fully and completely as if these presents had never been executed . . . .[7]

By a second deed, dated April 17, the Baltzleys conveyed a 67.5-acre parcel to the National Chautauqua of Glen Echo for "the sum of one dollar and other valuable considerations." The deed described this tract:

Situated near and below the mouth of Cabin John Run, and between the Chesapeake and Ohio Canal bed and the Washington Aqueduct, in said Montgomery County to wit: All, saving those certain pieces or parcels of land and premises hereinafter excepted, that certain tract of land known as and called the "National Chautauqua of Glen Echo,' reference being hereby made to the map of the subdivision of the said 'National Chautauqua of Glen Echo,' prepared by Henry B. Looker in 1891, the same being attached hereto and made a part hereof, for a full and complete description of the lands and premises hereby conveyed. Saving and excepting out of the grant hereby made all that certain piece or parcel of land and premises fronting on the said Chesapeake and Ohio Canal bed, known and distinguished on the said map as "Reservation for Railroad," reference being hereby made to said map for a more full and complete description of the lands and premises hereby excepted. And Saving and Excepting out of the grant hereby made all that certain price or parcel of land and premises fronting on the said Washington Aqueduct known and distinguished on the said map as "Reservation for Railroad," reference being hereby made to said map for a more full and

---

7. Deed, Edward and Laura A. Baltzley and Edwin and Edith M. Baltzley to National Chautauqua of Glen Echo, March 24, 1891, Montgomery County Deed Book, JA 25, Folios 179-81.

> complete description of the lands and premises hereby excepted. . . .[8]

On February 1, 1891, active construction operations were commenced at Glen Echo to embellish the natural scenery of the property and construct buildings to house the chautauqua assembly program (see photograph 7). Some 40 acres of the property "were plotted and offered for sale to create a building and improvement fund." As to the location of the property, it was noted:

> The site chosen is on the high banks of the historic Potomac, south of the Conduit road, at the terminus of the Glen Echo R. R. It comprises about 80 acres, donated and dedicated for the purpose, and is that magnificent river front beginning a mile and a half this side of Cabin John Bridge and extending to the bridge. It is 125 feet above the river and throughout its entire length commands inspiring views of the Potomac, which is so beautiful at this point. Nature has done so much for the place in the way of shade, running streams, leaping cascades, picturesque rock forms and wonderful vistas of the river that it only requires a touch of the landscape gardener here and there to make it an ideal place for such an institution. There will be drives upon the commanding bluffs, walks, fountains, flowers, and great buildings.

Plans for the construction of the buildings at Glen Echo were based on "the experience of all Chautauqua work done in the past." By the early spring of 1891, three buildings were under construction. According to the Woman's Executive Committee, the structures were

> located in a deep, beautiful glen, hereafter to be known as Glen Vincent, whose rugged, rocky, wild grandeur adds a wonderful charm to the grand purpose to which it is to be devoted. A mountain stream wins melody and laughter, and

---

8. Deed, Edward and Laura A. Baltzley and Edwin and Edith M. Baltzley to National Chautauqua of Glen Echo, April 17, 1891, Montgomery County Deed Book, JA 25, Folios 252-54. The Looker map referred to in the deed, which is found in Montgomery County Plat Book B, Folios 16-17, may be seen on the following page. In addition to the donation of the 77.5-acre property, the Baltzleys added a cash subscription of $1,000 to spur development of the chautauqua program. Certain "valuable franchises by which the river front and adjacent islands were obtained for the uses of the public" were also negotiated by the Baltzleys. Washington Post, August 11, 1891.

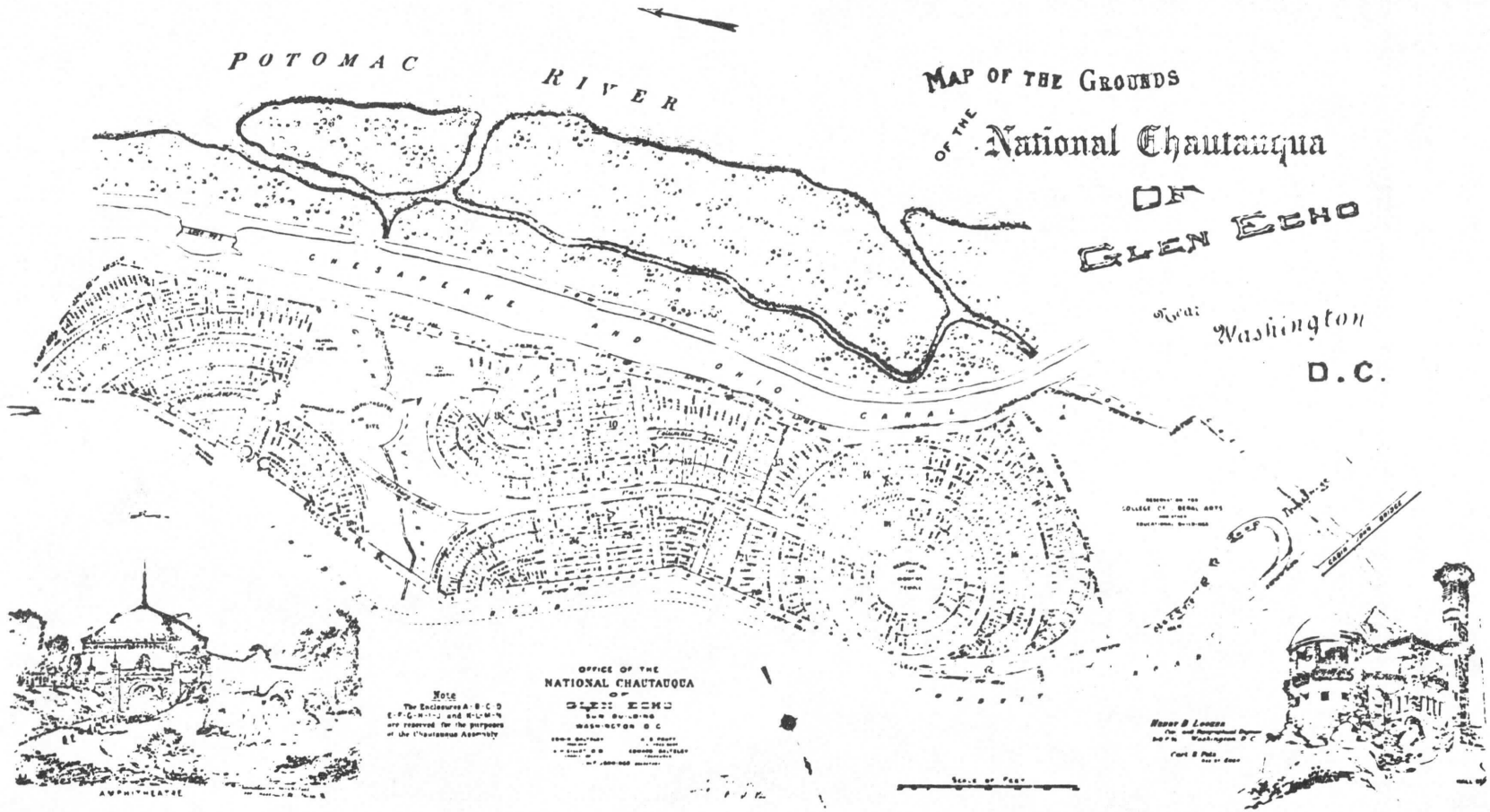

12. Plan of Glen Echo Chautauqua, 1891.

> tempestuous commingling of liquid sayings from its bouldered bed and winding precipitous descent. Midway of the conduit road and the river the Glen widens, amphitheatre like, as if intended by nature for the great auditorium to seat 8,000 people now being constructed there. The stream flows under the building, which, together with one acre of grotto work under the stone floor, and which is to be lighted by electricity, will constitute one of the pleasing features of the vast structure.
>
> From the amphitheatre the Glen narrows and deepens as it advances to the river, making at its junction with the deep gorge of the Potomac, two high, commanding promontories, overlooking the river on the south, east, and west, and the amphitheatre on the north. The Hall of Philosophy is being erected on the one on the west, while the Academy of Fine Arts is going up on the eastern one. Other lecture halls, a chapel, class and social rooms are designed for sites farther up the stream. All these buildings are to be in granite, and designed with especial reference to their sites and purpose. They will be imposing in their grouping as well as in their architecture, and by their art will emphasize the rugged grandeur of the glen, and by the learning to be disseminated from them, as time goes on, will make classic this beautiful vale.[9]

The amphitheater designed by Philadelphia architect Theophilus P. Chandler was to become an enormous structure (one of the largest auditoriums in the country at that time) with a seating capacity of 8,000 under a dome with an inside diameter of 250 feet (see photograph 6). The stage could seat 500 people and contained a stand for speakers featuring an early "sound distribution" system utilizing air trumpets powered by water flow from the stream below the auditorium. Behind and above the stage was a gallery while below the gallery were committee and dressing rooms.[10]

Insight into the grand scale of construction operations at Glen Echo can be gained by reading the memoirs of George Freeman Pollock, whose

---

9. Woman's Executive Committee, National Chautauqua, pp. 3-4. See appendix 2 for a list of the sources from which materials, labor, and services were procured during construction of the chautauqua buildings. This brochure was written before much of the construction was underway. Thus some portions of its contents were simply pre-construction promotion. The Academy of Fine Arts, for instance, was never built.

10. Woman's Executive Committee, National Chautauqua, back cover. A copy of the plan of the amphitheater may be seen on the following page.

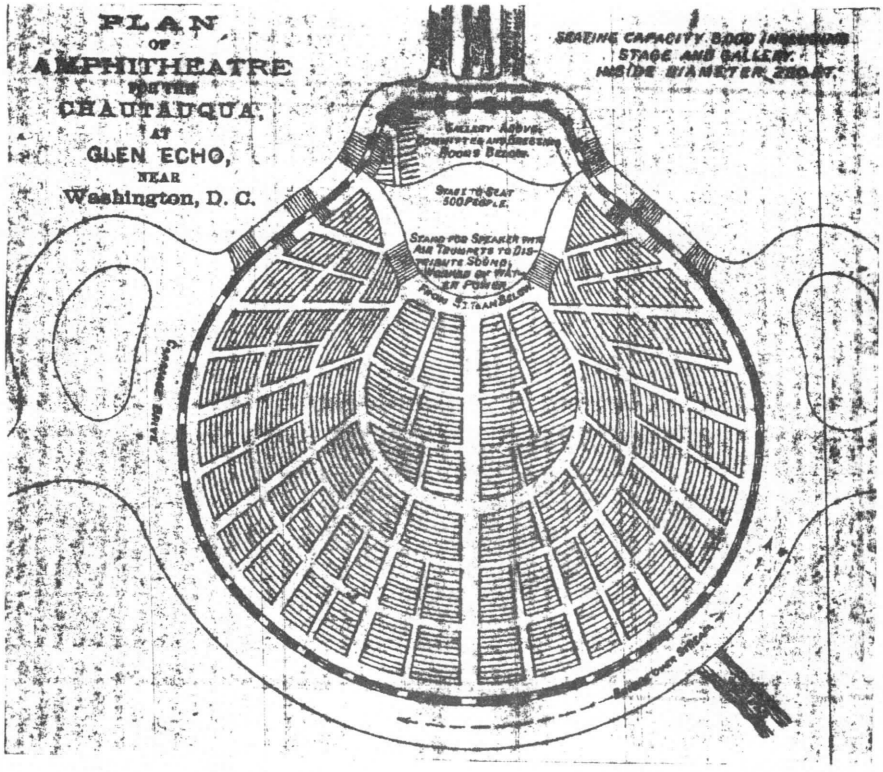

Woman's Executive Committee, National Chautauqua, back cover.

parents were friends of Edwin Baltzley and thus helped him find employment as a timekeeper on the project. In later years, Pollock would reminisce:

> The Baltzley Brothers progressed in a large way. Hundreds of thousands of dollars worth of lots were sold in Washington and I believe that the figure may have run up into the millions. Plans called not only for many beautiful homes but also for the Glen Echo Electric Railway, the Red Cross Center, the Hall of Philosophy and other major building operations, many of which had been planned by Victor E. Mindeleff who made a specialty of rustic stone buildings. Also, either being planned or already erected, were the entrance towers to the Chautauqua grounds and the Amphitheater, all being a part of the Chautauqua program, the prinicipal feature of the Glen Echo development.
>
> In six months the number of employees jumped from 50 to 300 and as cottages and homes began to go up like magic all through the Chautauqua grounds, an additional 300 masons were brought from New York. Soon there were 900 men on the payroll and my job as timekeeper became quite strenuous. Some of the operations were as far as five miles apart and, as it was impossible for me to make the rounds on foot in one day, I purchased a horse.
>
> Starting out at seven o'clock (I lived in Mr. Edwin Baltzley's lovely home on Cabin John Creek just across from the Cabin) John Hotel) in the mornings, I would reach Bethesda by nine. Then, after taking the time report from the foreman in charge of the railroad work, I would take cross-country roads to where building operations were going on at Glen Echo Heights and there make contact with other foremen. Thence to the huge stone quarries which faced the Chesapeake & Ohio Canal; then to the Chautauqua grounds; then to the foreman in charge of the Red Cross buildings; and, finally, to the numerous smaller operations.
>
> While riding these rounds I realized that I was wasting time waiting at each project to contact the respective foreman and soon hit upon the idea of blowing a bugle to announce that I was coming. It was great sport to ride cross-country, jumping fences and other obstacles and blowing my bugle as I approached each project, and it worked out well. . . .[11]

---

11. Stuart E. Brown, Jr., ed., Skyland: The Heart of the Shenandoah National Park by George Freeman Pollock, (N.P., 1960), pp. 41-42. Research by AREA (Architect Rurik Ekstrom Associates), Inc., Architects, Planners in 1974-75 determined that Mindeleff was probably the architect for the chautauqua tower and adjacent arcade at the

Construction of the chautauqua buildings at Glen Echo progressed rapidly during the spring of 1891 despite some unusually wet weather. On May 19 the Washington Post reported:

> . . . the Conduit road is a drive any city might be proud of. In addition to the beauty of the drive itself Washington will one day be proud of it because it leads to the site of the Glen Echo Chautauqua.
>
> What lines of loaded wagons going and empty ones returning! Timber, cement, iron, and other materials for the Chautauqua buildings; and what crowds of men, masons, carpenters, and common laborers, hundreds of them, making music with hammer, saw, and trowel, during the day, and in the evening, when work is done, passing the time on the way to their lodgings, with jest and song. There are the buildings themselves. The amphitheater wall is now well-nigh done and the scaffolding is being taken down. The roof timbers are nearly all in place, and in a few days the immense floor space will be in the shade as the roof is finished. While a gang of men are busy on the roof another crowd make quick work of placing the floor timbers in position. Four weeks more, and the finest amphitheater in the world will stand complete, a unique, permanent, and beautiful building.
>
> Over on the crest of the bluff the Hall of Philosophy begins to look like a castle of the oldentime. The lower story is quite complete and the second or main story is being pushed

---

11. (cont.) entrance to the chautauqua grounds as well as the Hall of Philosophy. The AREA, Inc., report concluded:

> We have also determined that the tower is very probably the work of either T.P. Chandler or Victor E. Mindeleff -- both respected architects of their day. There are records of both men having worked at Glen Echo and presently the stronger suggestion is that Mindeleff is the author of the work on the tower. Philosopher, naturalist and artist who has very well considered at the time -- however, we have not yet been able to unearth any great amount of information about the man.

U.S. Department of Interior, National Park Service, The Chautauqua Tower--Glen Echo Park, Glen Echo, Maryland, Phase One of An Historic Survey and Architectural Documentation, by Rurik F. Ekstrom, AIA, AREA, Inc., Architects, Planners [1974-75]. Also see Craig Bennett, "Glen Echo Park," Design Action: The Mid-Atlantic Architecture & Design Review, 2 (July-August, 1983): 8, and U.S. Department of the Interior, National Park Service, National Register of Historic Places Inventory -- Nomination Form, "Chautauqua Tower," prepared by Barry Mackintosh, March 28, 1980, for more historical and architectural data on the chautauqua tower.

rapidly forward. Work has been commenced on Dr. Gillett's pretty cottage, and other building is being done. . . .

The demand for Chautauqua lots continues to increase, and many applications are coming in from a distance, and when Washington appreciates what is going on, there will be a suburban village up there among the Potomac hills, and the post-office will be Glen Echo.[12]

One week later, on May 19, the Washington Post published an editorial on the progress of the construction and the plans for the summer assembly at Glen Echo. The editorial stated:

> The great buildings of the National Chautauqua Association at Glen Echo are rapidly approaching completion, while all the minor appointments and details necessary to the perfection of its plans are in an advanced stage of progress. Nine hundred men or more--masons, carpenters, machinists, artisans, and laborers--are at work upon the grounds. It is one of the busiest places in America, developing as if by magic into architectural symmetry and beauty.
>
> The Hall of Philosophy already presents an inspiring and impressive appearance. The Amphitheatre fairly overpowers the beholder with its immense proportions, and an event of memorable interest in the history of its construction will be the laying of the cornerstone tomorrow afternoon of the arch which is to surmount its grand portal. In every direction are evidences that the founders and builders of this noble institution have not only conceived a grand thought, but are sparing neither endeavor nor outlay to achieve its successful evolution.
>
> It is now assured that everything will be in readiness for the opening on the 16th of June; and that with the opening will be inaugurated a programme of lectures, literary exercises, philosophical and scientific instruction, musical and other entertainments, even more elaborate than already announced.
>
> Much of the best talent of the country is already enlisted in the various departments, and the most sanguine estimates of attendance, from present indications, are likely to be more than realized.
>
> By that time also ample facilities of communication with the grounds will be completed, and every accommodation for the

---

12. Washington Post, May 12, 1891.

comfort of transient visitors and permanent sojourners be provided.[13]

The cornerstone "of the arch in the main entrance of the stone amphitheater" at Glen Echo was laid with appropriate ceremonies on May 20, 1891.[14] The board of trustees used the occasion to issue a "declaration of trust" relative to the purposes and methods of the National Chautauqua of Glen Echo (a copy of this document may be seen in appendix 3).

The Washington Post reported on the progress of construction activities at Glen Echo on May 21. Among other things the article noted:

> On the 1st day of February last, just one year from the beginning of the cafe, they [the Baltzley brothers] began work on the amphiteater and Hall of Philosophy, now approaching completion. In the educational work they called to their assistance Dr. A. H. Gillett . . . and L. de F. Jennings, and wife . . . and announced an assembly session for June 16, 1891, just four and one-half months in which to complete all the buildings and necessary work to house 2000 people and entertain 10,000 a day. It was a stupendous undertaking. In addition to this the Glen Echo railroad, then being built by the Messrs Baltzley, had to be changed from a single to a double track, and its equipment proportionately increased to accommodate the increased traffic that was sure to come. This has all been done. The weather during February, March and the first part of April was exceptionally bad and retarded work to an alarming degree, but as the season advanced the force of workmen was increased until today 649 men are daily employed.
>
> The massive granite power-house is a beautiful building, and is said to be the best one in the United States. It was commenced last year, and work has been going forward on it almost constantly ever since.
>
> The work accomplished in Glen Echo by E. & E. Baltzley within one year, when summed up, strikes one as something stupendous. Beginning with the cafe, the list includes the grading of roads, opening of nine fine stone quarries, the building of the Glen Echo Railroad, the power-house, and the magnificent steam and electrical equipment, the building of

---

13. Ibid., May 19, 1891.

14. William W. Webb, et al., Centennial History of the City of Washington, D.C. (Dayton, 1892), pp. 515-16.

> Edward Baltzley's large stone mansion, the subdivision, clearing, plotting, and sale of over 300 acres of land in lots averaging 12,000 feet each to about 300 purchasers; the acquisition of hundreds of acres of land, and now the establishment of a National Chautauqua, which will be a national benefit, and which involves the building of an amphitheater in massive stone sixty feet tall roofing over an acre of ground, with forty grotto rooms beneath the floor, with seats above rising from the forum on all sides nearly to the roof, and resting on solid masonry; the beautiful stone structure called the Hall of Philosophy, the erected [sic] of a number of cottages for the chancellor and others, the construction of the final home and headquarters of the Red Cross Society of the United States, the establishment of a water supply and sewerage system, the provision of an electric light system and fire department, the fencing in of Chautauqua grounds with an eight-foot wire fence, the placing of 500 tents with floors upon the grounds, the construction of the gate-houses and a block of seventeen store buildings, boathouses, and the provision of a grand pipe organ for the amphitheater, together with a multitude of minor things, which necessarily accompany such an enterprise.[15]

An article appeared in one of the Washington newspapers on May 27, 1891, indicating that work was largely completed on the amphitheater. The article stated:

> Since the laying of the corner stone at Glen Echo work has gone steadily forward on the great buildings. The last arch on the stone work of the amphitheater is now completed and the tinners and roofers are making the hills echo the noise of their hammers as they push the work through.
>
> The pipe organ was said to be ready for shipment and the foreman in charge of the various lines of work assured the management that everything would be in readiness for the opening day . . . .
>
> A picnic party of Epworth Leaguers drove out night before last, reaching the grounds at about 10:30 o'clock. The rain was falling, but it did not dampen their spirits, as they repaired to the amphitheater and enjoyed themselves as only young people can until nearly midnight, when they started homeward. The first hymn to be sung under the great roof was the old favorite one, 'Nearer, My God, to Thee.'[16]

---

15. Washington Post, May 21, 1891.

16. Quoted in Washington Evening Star, June 20, 1937, in John Claggett Proctor Collection, Columbia Historical Society, Washington, D.C. By May

Some time after the cornerstone-laying ceremony a circular entitled The Glen Echoan was issued, describing the progress of construction to date and the building operations then underway. The brochure stated:

> Glen Echo, an enterprise of marvelous growth, from its inception till its present accomplishment, is one of the most notable results of untiring energy and resourceful ingenuity, and now stands before the people with all its honors thick upon it. One year ago its office force consisted of one clerk and one salesman. At that time the now celebrated architectural poem, the Glen Echo Cafe, or "The Pa-tow-o-meck," was in course of construction at a cost of over $75,000; then $500 a week were expended in pay rolls. Now the office force consists of 24 persons, and the labor roll at Glen Echo numbers 1,000 employees, while the weekly expenditures exceed $15,000. Buildings whose substantiality and Egyptian solidity and immensity excite the admiration of the architect and the wonder of the layman are completed.
>
> Four miles from the National Capital, by a delightful drive of thirty minutes over the undulating Conduit Road, which winds along the heights of the picturesque Potomac, or more quickly by the electric cars or the newly projected Baltimore and Ohio Branch Railroad, one finds a classic retreat where every charm of nature invites the body to healthful rest and the mind to earnest contemplation. . . .
>
> A pleasanter ride it would be hard to find than that which can now be taken in the splendid cars of the Glen Echo Railroad. The beautiful views on both sides of the track contribute to make the ride a pleasure not soon to be forgotten.
>
> No assembly buildings or grounds in the land are lighted like Glen Echo. The Amphitheatre is made as bright as day by twenty-eight arc lights, and many more are scattered over the grounds, while through the woods the incandescent lights gleam like stars which have for the time wandered out of their place in the blue. . . .[17]

---

16. (Cont.) 1891 the Glen Echo chautauqua had adopted a graphic letterhead showing the amphitheater and Hall of Philosophy, a copy of which may be seen on the following page. Gillett to Kimball, May 28, 1891, Historical Collection, Smith Memorial Library, Chautauqua Institution.

17. Quoted in The Glen Echoan, Devoted to Glen Echo and the Glen Echo Chautauqua, Located at Glen-Echo-On-the-Potomac, Five Miles From Washington, The Washington Rhine ([Washington, ca. 1892]), p. 28.



DEPARTMENT OF INSTRUCTION
ROOM 9 SUN BUILDING
WASHINGTON, D. C.

As the construction continued, preparations were finalized for the assembly that would be held at Glen Echo from June 16 to July 4 and the summer school that would continue through August. The Chautauquan noted:

> The general program arranged for the opening season, June 16-July 4, comprises lectures, concerts, readings, spectacular entertainments, and other features. The speakers will be Dr. T. DeWitt Talmage, Hon. John J. Ingalls, Chancellor John H. Vincent, Dr. W.R. Harper, the Rev. Russell Conwell, the Rev. Thos. Dixon, Prof. John B. DeMotte, Dr. Lysander Dickerman, Dr. Lyman Abbott, Dr. W.L. Davidson, Mr. James A. Green, Dr. Samuel G. Smith, Jahu DeWitt Miller, Thomas Nelson Page, Maurice Thompson, Dr. George L. Spinning, Mr. H.A. Moore, P. von F. Mamreov, Mrs. J. Ellen Foster, Miss Annie Shaw, Prof. W.A. Scott, Leon H. Vincent, Miss Jane Meade Welch, and others. In the way of music there will be concerts, in which the Washington Marine Band, the Rogers Orchestra, and the grand chorus of 500 voices will be heard. The New York Stars, the Swedish Male Quartet, and other first-class musical organizations will appear. A large chorus pipe-organ is to be ready for the Opening Day.
>
> The summer school is to continue through July and August. Departments of instruction provided for embrace special classes, including Music, French, Physical Culture, Oratory, Delsarte, and Kindergarten; the Institute of Biblical Literature; Sunday-school Normal Classes, and Christian Work. There will be several special courses of lectures.
>
> The President, Mr. Edwin Baltzley, the Superintendent, Dr. A. H. Gillett, and all the other officers of the association are making the best of preparations for all of the C.L.S.C. interests. The Assembly will start off with daily meetings of the Round Table, and there will be the customary observances on Recognition Day, June 25.[18]

The variety of instruction and entertainment would be had easily and inexpensively, according to the sponsors. A notice in the Washington Evening Star on June 15 informed the public that travel to Glen Echo was simple by the Tennallytown electric cars, which charged only 35 cents for

---

18. "The Summer Assemblies for 1891," Chautauquan, 13 (July 1891): 537.

a round-trip. Forty cents would purchase a daily ticket and four dollars a season pass.[19]

Although none of the three principal chautauqua buildings at Glen Echo were completed, construction was far enough along to permit convening of the summer assembly between June 16 and July 4, 1891. Opening day ceremonies were held in the amphitheater, the visitors arriving for the occasion being greeted by the bustle and noise of construction activity.[20]

Some one thousand spectators braved the heat, dust, and frustration of the still partially incomplete line of the Glen Echo Railroad to witness the opening ceremonies on June 16. Rev. T. DeWitt Talmage delivered the major address in which he saw the assembly as an ecumenical device for harmonizing conflicting Protestant factions. Dr. Gillett gave a brief dedicatory address, followed by renditions by the chautauqua chorus and band.[21]

The chautauqua assembly attracted a considerable number of seasonal residents who came with tents and household goods piled high on wagons. Mrs. Lockwood's tent hotel, although not fully completed, provided housing for 100 persons during the first week of meetings. Despite the rain and mud of the first few days, some three to four hundred people settled down in tents on the Glen Echo grounds during the first week of the assembly. By July 1 it was anticipated that some 800 persons would be living in tents on the grounds.[22]

---

19. Washington Evening Star, June 15, 1891. Also see appendix 4 for an article in the Washington Post on June 12, 1891, describing the facilities, accommodations, and educational opportunities at Glen Echo.

20. Washington Evening Star, June 16, 17, 1891.

21. Ibid., June 18, 1891. For more data on the events of the June 16-July 4th chautauqua assembly at Glen Echo, see U.S. Department of the Interior, National Park Service, Glen Echo Chautauqua on the Potomac, by Benjamin Levy, June 15, 1967, pp. 11-17, and newspaper articles files at Glen Echo Park.

22. Washington Evening Star, June 17, 18, 1891, and Washington Post, June 20, 1891.

The chautauqua assembly atmosphere was enlivened with recreational pursuits. Beneath the amphitheater, two stories of stone grottoes and passageways, rustic bridges, and retreats were constructed. These galleries were lit with electricity and provided a cool diversion from the sweltering heat. These passes paralleled Minnehaha Creek, which was channeled beneath the building to power the speaker system. Plans called for installation of rambling walks and seating along the river and streams nearby. Work was already progressing on boating, canoeing, and swimming facilities around Sycamore Island. Picnicking was popular, and lunches were purchased in the "great hotel tent or cafe." A baseball team, bicycling, tennis, and other sports rounded out the physical education program, and children enjoyed an enormous swing on Faculty Hill.[23]

The programs ran throughout the week from mid-morning until about 8:30 p.m. The weekday programs were secular in nature except that certain presentations, especially in anthropology and archeology, involved religious problems raised by theories of evolution and views on the role of science. Typical of the weekday schedule of events was that of Monday, June 22, 1891:

10:00 a.m.	Maj. J.W. Powell---"From the Hunter to the Inventor Stage"
11:00 a.m.	Dr. John J. Lafferty--"Lack of Luck with Lee"
2:00 p.m.	Musical Prelude: Violin Solo, Giuseppe Vitale
2:30 p.m.	Thomas Nelson Page: Reading from his own writings, "Edinburg's Droundin"
4:00 p.m.	Leonard H. Vincent: "George Eliot"
8:00 p.m.	Constantin Steinberg: "What is Music?" Illustrated by selections on the piano.[24]

23. Washington Evening Star, June 6, July 11, 16, 18, 22, 23, 25, 1891.

24. Ibid., June 20, 1891.

Initially, the Sunday schedule called exclusively for devotional gatherings such as Sunday school, Bible study classes, sermons, and vesper services. As the season progressed, however, the Sunday programs grew more secular with popular music and topics being interspersed with religious renditions and subjects.[25]

The first year for the chautauqua of Glen Echo was highly successful, attendance being so good that the assembly, originally scheduled to end on July 4, was extended to August 1. The assembly commenced plans to publish a weekly newspaper, The Glen Echo Chautauqua. The crowds were large, and many people planned to spend the entire summer season. The Baltzley brothers did a brisk business as there was great demand for the property in the area. In September 1891 The Chautauquan noted the optimism of the assembly:

> The magic growth and beauty of Glen Echo and the success attending the session June 16-July 4, were it not for the vivid substantiality of every detail, would have given the Assembly the character of a meeting in Wonderland . . . . An electric railway has been built which soon will reach the grounds, and another is already projected. The buildings are beautiful, and many of them constructed of massive granite quarried on the spot.
>
> Opening Day relieved the promoters of the enterprise from any anxiety concerning the welfare of the Assembly. Large and enthusiastic crowds continued to take possession of the grounds and in various ways showed their enjoyment of the proceedings. The great new organ, the orchestra, the celebrated Marine Band, and solos and choruses added their music to the harmony of the occasion. Washington ministers vied with each other in their addresses, and Chancellor A.H. Gillett, the Rev. T. DeWitt Talmage, and other popular speakers entertained and instructed appreciative audiences.
>
> Competent teachers in the several branches of physical, social, economic, musical, spiritual, and general science won high approval in their respective departments. To the skill and experience of Dr. A.H. Gillett, who was chosen Chancellor, a

---

25. Ibid., June 27, 1891.

> large degree of the rapid and perfect organization of the Assembly is due. No expense has been spared to further the cause, the welfare of the enterprise seems assured.[26]

On August 11, after the assembly had ended, Chancellor Gillett released information on the financial status of the Glen Echo chautauqua and steps being taken to make the grounds more accessible. An estimated total of some $324,000 had been expended in improving the grounds and constructing the buildings. The total indebtedness on the property, which had an assessed valuation of some $500,000, was "less than $40,000, which is being rapidly reduced by payment of maturing obligations." Stock at $10 per share "to the amount of $200,000" was being "offered for sale, redeemable for its face value in the lots of the Chautauqua Association at any time within two years from the date of issue, subscriptions being payable in five monthly installments at the office of the treasurer Room 9 Sun Building." All money derived from the sale of stock was to "be used in completing the buildings, erecting a hotel and art buildings, planting trees in the portion of the grounds and [making the] buildings of National Chautauqua of Glen Echo the best equipped in the land."

Gillett went on to note the area transportation difficulties during the assembly and the steps being taken to correct them. He noted:

> One of the most serious difficulties the management has had to contend with through the first session was the lack of adequate transportation facilities. During the first three days thousands of people made the effort to reach the grounds, but were compelled to turn back, disappointed; other thousands, more successful, suffered such delay and inconvenience as to discourage them from making a second attempt. That this difficulty will be overcome before another session is certain; the Glen Echo electric line, will be completed to the grounds and the Baltimore and Ohio Railroad, now building from Linden, on

---

26. "The Summer Assemblies for 1891," Chautauquan, 13 (September, 1891): 796-97. After the assembly ended, daily afternoon and evening concerts and organ recitals were held in the amphitheater during the remainder of the summer. Washington Post, August 11, 1891.

> the Metropolitan Branch, to intersect the Richmond and Danville system, will pass near the ground and will give the association a direct western and southern branch line connection, without going through the city. The latter line will also furnish direct communication with Washington, Baltimore, and the East. The Management have the assurance that the road from Georgetown to Great Falls, along the canal bank, will be completed as far as Glen Echo within a year. Light drought steam pockets will be put on the canal, by which a large number of people can be moved to and fro by one of the most delightful routes.[27]

Despite the transportation problems the success of the Glen Echo assembly during the summer of 1891 began to attract nationwide attention in various periodicals. For example, Frank Leslie's Illustrated Newspaper published an article with illustrations on June 27, 1891, under the title "Glen Echo, The National Chautauqua--One of the Most Beautiful Spots On the Upper Potomac--A Noble Enterprise in Which Scholars, Students and Investors Will All be Interested." The article stated:

> The Glen Echo Chautauqua is one of the noblest enterprises of its character ever originated. . . . Located within four and a half miles of Washington, high up on the foothills of the Blue Ridge Mountains, and upon the majestic bluffs that overlook the most picturesque and entrancing part of the Potomac River, Glen Echo offers superb attractions for all the purposes of a summer resort and a place of delightful residence. In the soft, summer, Southern air, and amid the wild picturesqueness of Glen Echo one finds all the inspiration, the healthfulness, and enjoyment that the Adirondacks and the Catskills offer in their deep seclusion. This charming spot especially appeals to those of refined and artistic tastes, and for this reason we present to the public some of its most delightful features. The pictures presented by our artist include several beautiful and substantial residences which already adorn the place, including those of Edward Baltzley and others, some of them costing as much as $40,000. We also present a view from the handsome lot owned by Mrs. Harrison, the wife of the President.[28]

Consideration was given to holding a chautauqua convention at Glen Echo in October 1891. Planning for the meeting, however, did not begin early

---

27. Washington Post, August 11, 1891.

28. Frank Leslie's Illustrated Newspaper, June 27, 1891.

enough, in part because of Gillett's illness, while a Methodist-sponsored ecumenical conference in Washington in mid-October made it seem "as if people were hardly ready" for another convention. Thus, the meeting was postponed.[29]

The successful summer assembly at Glen Echo apparently had an effect on the continuing growth and influence of local chautauqua circles in Washington, D.C. By late summer Gillett estimated that there were some 200 chautauquan members in the city and observed that there was "no reason" why the membership could not be multiplied five-fold if the "proper effort" was made. During the fall and winter of 1891-92, at least four new local circles were established in Washington, three of the largest and most active being at Fremont Circle, Georgetown, and the New York Avenue Presbyterian Church. In addition, an older circle at Wesley Chapel expanded greatly in membership.[30]

Construction and improvement of the chautauqua buildings and grounds continued throughout the summer and fall of 1891 and into the spring of 1892. That spring the Baltzley brothers issued another sales publicity brochure, entitled The Glen Echoan, Devoted to Glen Echo and the Glen Echo Chautauqua. The brochure, among other things, described the chautauqua grounds and buildings:

> The foot-hills of the Blue Ridge Mountains hurry down to Potomac at Glen Echo and there pause in high plateau overlooking the long descent of the majestic river. Bold and precipitous they drop 125 feet to the murmuring edge of the waters under the eloquent shade of giant trees and luxuriant foliage. On it is located the Glen Echo Chautauqua. . . .

---

29. Gillett to Kimball, October 12, 1891, and Clark to Kimball, May 2, 1892, Historical Collection, Smith Memorial Library, Chautauqua Institution.

30. Gillett to Kimball, September 7, 1891, Historical Collection, Smith Memorial Library, Chautauqua Institution; "Local Circles," Chautauquan, 14 (December, 1891): 372; "Local Circles," Chautauquan, (January, 1892): 498, 501; "Local Circles," Chautauquan, 14 (April, 1892): 109; and "Local Circles," Chautauquan, 14 (May, 1892): 247.

A ravine comes down from those northern hills, deep, wild, craggy, circuitous, and from subterranean chambers, deep-delved and cooling, steal voiceful rivulets to the windings of the gorge; thence a mountain brook, in music and wild laughter, tumbles over its rocky bed to the serious waters of the Potomac.

As the glen nears the river it widens, amphitheatre like, deepens and becomes more wild, picturesque, and formidable of crag, jutting rock, and lofty trees. Here the great Amphitheatre rises up out of the gorge, a mountain of stone roofed over by an acre of iron. It spans the resounding glen, and presents to amazed, admiring eyes its stupendous granite walls, circular in form, ribbed with tall pillars and pierced with two stories of arched vomitories in oft-repeating rhyme around the immense circle. Our story admits to the vast auditorium, and the other to a labyrinth of subterranean chambers--thirty grotto rooms, through which the mountain stream rushes, falling over a succession of cascades and sending its multitudinous voices through innumerable arches and weird enclosures, high walls and vaulting roofs, making deep glooms, and somber mysteries palpitate with its liquid merriment.

The building completely fills the glen from side to side, its granite walls and great pillars rising on the north and south to a height of sixty feet, and as you enter a vomitory on the east or west on a level near the crest of the cliff, you land on a circular promenade which leads to the opposite side; but from this promenade, what a sight! What a grand perspective of walled enclosure, adorned by oft-repeating arches where the sunlight comes in to soften and swoon away to the hushed reverence! What a visual melody of circular lines of seats and majestic aisles rising from the far depths of a grand parquet tier on tier till last they meet the opposite side of the promenade on which you stand; and in the deep distance to the south, a mighty organ looms grandly up to the great roof vaulting over this stupendous auditorium; and there the immense stage, large enough for a thousand singers, spreads out before you. High walls, gracefully curving to the front, separate it from the tiers of circling seats rising and looking over it on either side. Circling! All is circle and curve and bending bows. Not an angle in the vast structure. The building itself a perfect circle: the thirty massive columns, the innumerable arches, the parquet, the tiers of seats, the promenade, the dome and bending roof, the deep descent to the stage--all curving, soften to your eye and render to your feelings such grace and symmetry and voluptuous vastness as sends you away in a sensuous intoxication. . . .

On the south you step out from the great stage on to a stone bridge with a parapet wall, which leads you from the cliff on the east to the cliff on the west. Looking over the parapet you see the brook again, this time plunging from under the building

and racing from you down its bowldered bed under the arching trees, its babble held by the high banks into repeating echoes, and, if the time is night, a multitude of incandescent lights, gleaming among the leaves and over the reflecting waters, making the place a fabled fairy land. Then, lifting your eyes, that most unique and happy of all modern buildings, the Hall of Philosophy, greets you from its eyrie, only two hundred feet distant on the western bluff looking out upon the river.

Still deepens the glen--on from the Amphitheatre to the gleaming river beyond, the merry waters of the brook ever awaking the drowsy echoes from their sylvan slumber. Winding walks trace the perilous sides, daring rocks jut out and hang over the stream, while over all the long sheltering arms of the centenarian oak, the beech, the hickory, and the elm, hold sheltering shade. . . .

Fortress-like stand the two tall and daring bluffs that guard the entrance to the glen from the river. Out of the eternal masonry of the one on the west grows the Hall of Philosophy; grows naturally, stately, as if by nature's art, a very crown of architectural beauty on the tall cliff, and from its balcony and tower views outspread to caress your memory as long as life shall last. The vast roof and dome of the Amphitheatre sleeps over the glen in the depth beneath. . . .

Beyond the Amphitheatre, on a rising lawn to the northeast, the hotel looms up, and its roof of pavilion dining halls and overhanging balconies picturesque against the blue of the sky. To the left of it rise the gate towers, tall and stately; the deep tones of the bells from the belfry detonate musical upon the still air; the long sheltering range of store buildings, with intricacy of gothic roof and cooling shadow of porch and portico, reposes restful and inviting. And still beyond, the great hills bank to the sky, while to the east and west, nestling on the radiant plateau, the numerous cottages gleam in the happy sunlight. On the south the silver shining river sleeps at the foot of the tall Virginia hills, and slips away into the long distance until at last, but a thin and narrow band, it plays at hide and seek with the Blue Ridge Mountains. . . .[31]

The Baltzley brochure also indicated that the transportation facilities between Glen Echo and Washington and surrounding towns were being improved:

---

31. The Glen Echoan, Devoted to Glen Echo and the Glen Echo Chautauqua, pp. 15-18. The brochure also described the "many other advantages" of the Glen Echo chautauqua, a copy of which may be seen in appendix 5.

The Glen Echo Railroad is a double track electric railroad from the District line at Tennallytown to the Conduit Road at Glen Echo, a distance of three miles, and is now being extended along the Conduit Road to Cabin John Bridge, a further distance of one and three-fourths miles. At the Tennallytown end it forms a junction with the Georgetown & Tennallytown, and Tennallytown & Rockville Electric Railroads. Here the three roads own a union depot. The Connecticut Avenue Electric Road by a half mile extension will also soon connect here with the Glen Echo Road. The Georgetown & Tennallytown is a double track road through Georgetown, or West Washington, and taps the Washington & Georgetown Street Railroad, now being converted into a cable road, and the Metropolitan Road. The Washington & Georgetown Road traverses Pennsylvania Avenue from the Navy Yard to Georgetown, the business artery of Washington. The Metropolitan Road is over the main thoroughfares from Capital Hill to Northwest Washington, commencing with East Capitol Street, then F Street and Connecticut Avenue. . . .

The Glen Echo Railroad enters Glen Echo near its eastern boundary, at the beginning of the Glen Echo Park, and opposite Sycamore Island, now being converted into a pleasure resort. From thence traversing the park along and fifty feet from the Conduit Road to the Chautauqua grounds and Cabin John Bridge, a distance of one and three-fourths miles. The Chautauqua is midway between Sycamore Island and Cabin John. . . .

With the Glen Echo Park at one end, Cabin John at the other, and the Chautauqua grounds in the middle, this short stretch of a mile and three-fourths of road will, in a comparatively short time, be in the nature of a Coney Island or Atlantic City road.

The Glen Echo Railroad has been improved and extended to the Chautauqua grounds, thus giving through route to Washington. The Connecticut Avenue Road, which taps every street railroad will soon be completed and connect with it. Ten pleasure barges, capable of carrying 500 people each, have been built, and will ply between Washington and Glen Echo, landing passengers at the entrance of Glen Vincent, 300 feet from the Amphitheatre. The route is along the Potomac River, commanding the most beautiful and romantic scenery. The trip in itself is an event long to be remembered.

The Washington and Great Falls Railroad also expect to have their road finished to the Chautauqua by 1893.

> When the two latter roads are completed the combined facilities will be capable of carrying twenty thousand people to and from the grounds every thirty minutes.[32]

The Baltzley real estate enterprise was flourishing by the spring of 1892 as the brochure indicated that "forty-one cottages are in process of erection on the Chautauqua grounds, to be sold to desirable purchasers on the installment plan." The cottages were "especially provided for those who desire to avail themselves of the Chautauqua advantages and the benefits of a life in Glen Echo." The prices of the cottages ranged between $2,347 and $2,914, the terms requiring a down payment of $500 in cash and monthly payments of $20 to $30. The cottages were connected with city sewer and water systems and featured electric light, hot and cold water, and bath facilities. It was anticipated that electric cars would soon "be finished to the houses."[33]

In the late spring 1892, just as the summer chautauqua assembly at Glen Echo was to open for its second season, disaster struck in the form of a malarial fever scare. Professor Henry C. Spencer, president of the Spencerian Business College in Washington, died suddenly of pneumonia on August 30, 1891, but rumors began spreading that his death was the result of malaria contracted at Glen Echo. Years later, George Freeman Pollock, an employee of the Baltzleys, described the ensuing debacle:

> The second year at Glen Echo, the Amphitheater, Hall of Philosophy and the Electric Railway being completed, the Chautauqua opened with an excellent program. Then, while everything was on the boom, Mr. Baltzley built "Cedarcroft Cafe," a beautiful, rustic structure at the terminal of the Glen Echo line on the Conduit Road, and in addition to my other duties, assigned me to operate this enterprise as sole manager.
>
> The Cafe was furnished in good taste, our patronage was high class and my French waiters came from New York, while Ed

---

32. Ibid., pp. 9-10, 35. A "Map Showing Relations of Railroads to the Glen Echo" that appears in the brochure may be seen on the following page.

33. Ibid., back inside cover. Also see Washington Post, May 7, 1944, for further data on the development of the chautauqua grounds.

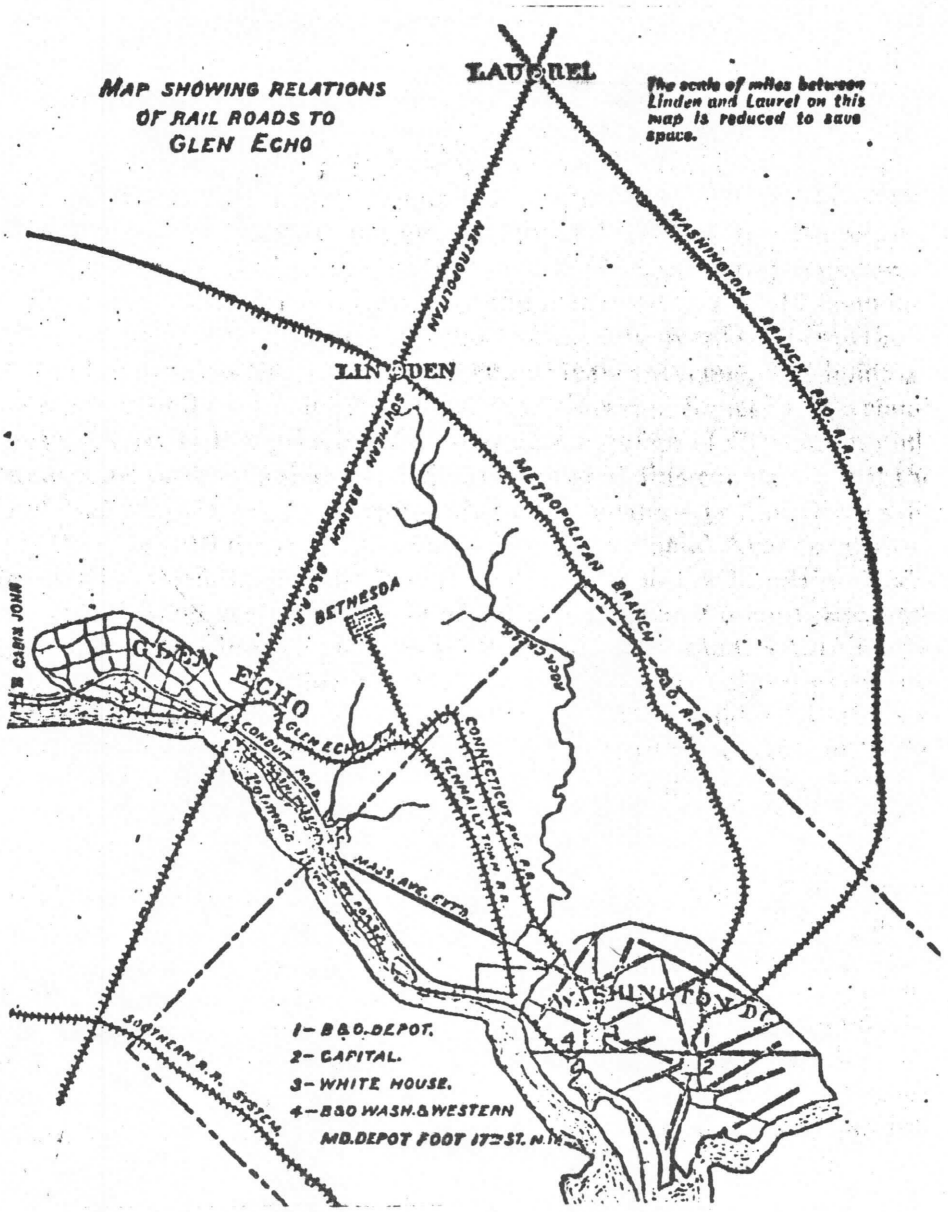
MAP SHOWING RELATIONS
OF RAIL ROADS TO
GLEN ECHO
The scale of miles between Linden and Laurel on this map is reduced to save space.
LAUREL
LINDEN
METROPOLITAN
WASHINGTON BRANCH B&O R.R.
SOUTHERN BRANCH B&O R.R.
METROPOLITAN BRANCH B.O. R.R.
BETHESDA
GLEN ECHO
GLEN ECHO R.R.
CONDUIT ROAD
CONNECTICUT AVE. R.R.
TENNALLY TOWN R.R.
MASS. AVE. R.R.
SOUTHERN R.R.
1- B&O. DEPOT.
2- CAPITAL.
3- WHITE HOUSE.
4- B&O WASH. & WESTERN
MD. DEPOT FOOT 17TH ST. N.W.

> Donch's National Theater Orchestra of fifteen pieces and other concert artists of considerable ability furnished music on Sundays, playing a huge shell which faced the establishment. Meals were a la carte and we were licensed to sell champagne, wines, etc.
>
> In the midst of the Baltzley Brothers' success, there occurred at Glen Echo an epidemic of malarial fever of the old-fashioned kind with very severe chills. Employees were taken sick, some died and, finally, Professor Henry Spencer, President of the Spencerian Business College in Washington and well known to everyone, caught the fever at Glen Echo and passed on. This incident stopped the sale of lots, freezing the stream of money and, although the Baltzley Brothers struggled nobly, the Glen Echo Chautauqua of 1892 ended in disaster.[34]

As a result of the malarial fever scare, the Glen Echo amphitheater was used for a July 4 celebration in 1892, but apparently nothing else that year. According to the Washington Evening Star of June 30, the event was to be a "highly artistic and appropriate entertainment." The program would

> occupy the time from 2:30 to 7:30; so that during the entire afternoon and evening there will be attractions in the great amphitheater as well as the sylvan pleasures which the place affords in such abundance. The eminent actor and elecutionist, Charles B. Hanford, will recite "The Star Spangled Banner," and Marie Antionette Nathalie Pollard will recite the Declaration of Independence in costume. A grand musical program made up of performances by soloists who are favorites in Washington has also been prepared. It will include selections by Signor Vitale, violinist; Mark C. Baker, tenor; Eva Augusta Vescillius, soprano, and Loise V. Shelden, Contralto. The grounds will be reached either by the excursion barge which runs hourly from Potomac Street canal or by electric railway. Coaches will run for the benefit of those who do not care to walk the short distance from the railway to the amphitheater.[35]

---

34. Brown, ed., Skyland, pp. 42-43, and Washington Post, August 31, 1891.

35. Washington Evening Star, June 30, 1892. Charles B. Hanford and D. B. MacLeod played the organ for the occasion. John Brown was paid $95 to overhaul and tune the organ in June 1892. National Chautauqua of Glen Echo, Journal, 1891-93, and Cash Book [1890-98], Cook Collection.

Several days later an advertisement appeared in the Washington Evening Star, describing the beauties of Glen Echo and describing railway schedules between Glen Echo and Washington but making no mention of the chautauqua. The advertisement stated:

> The trip over the Glen Echo railway is one of remarkable beauty.
>
> See the magnificent amphitheatre, the coliseum of America. Enjoy the wonderful scenery, the beautiful rambles, the cool scenery, the beautiful rambles, the cool grottos and the innumerable other charms that the place presents.
>
> The Glen Echo railway cars on weekdays leave Glen Echo on the hour and return on the half hour till 2 p.m. when cars leave Glen Echo and Tennallytown every half hour. On Sunday cars run every twelve minutes.[36]

The malarial fever scare left the Glen Echo area with a tainted reputation. The chautauqua program was cancelled for the summer and the buildings deserted. The sale of lots stopped, due in part both to the malarial fever scare and the affects of the nationwide financial panic of 1893, and without a cash flow the sizable undertaking was doomed. A chautauqua assembly was tentatively set to begin on June 22, 1893, but apparently efforts to resurrect the moribund program were unsuccessful.[37]

---

36. Ibid., July 5, 1892.

37. The Assembly Calendar: Season of 1893," Chautauquan, 17 (June, 1893): 377.

C. OWNERSHIP AND UTILIZATION OF NATIONAL CHAUTAUQUA OF GLEN ECHO GROUNDS: 1893-1911

The malarial fever scare and the nationwide panic of 1893 led to financial difficulties for both the Baltzley real estate and resort enterprise and the National Chautauqua of Glen Echo. On April 7, 1892, the Glen Echo Sand and Building Company, a Baltzley enterprise, borrowed "a large sum of money" from the Baltimore Building and Loan Association for which it gave "a mortgage to secure the payment of the same." By March 1894 the mortgage was in default and the building association was about to foreclose. Thus, new terms to extend the time for payment of the loan by the Baltzley firm were negotiated on March 10, 1894, as stated in a mortgage recorded in the Montgomery County land records.

The Glen Echo Railroad also experienced financial difficulties as a result of the demise of the Baltzley enterprise and the chautauqua program at Glen Echo. On August 8, 1895, James B. Henderson, George F. Hamilton, and Leonard H. Poole, who had been named as trustees in a deed of trust from the Glen Echo Railroad Company, offered

> at public sale, to the highest bidder, at the junction of the Georgetown and Tennallytown railroad and said Glen Echo railroad . . . all that property known as the Glen Echo railroad property, including power house and equipment, rolling stock, right-of-way and electric lighting plant, etc.[1]

Although the story of the railroad lies outside the purview of this study, one should examine the newspaper advertisement for this sale that appeared in the Montgomery County Sentinel on June 21, 1895, for references to the Glen Echo chautauqua property. A copy of this advertisement may be seen in appendix 6.

---

1. Washington Evening Star, July 25, 1895.

Newspaper accounts indicate that the Glen Echo chautauqua site was used for a variety of amusement and entertainment events during the mid-1890s. An article in the Washington Evening Star on July 25, 1895, implies that 22 employees of the Wells' steam laundry in Georgetown enjoyed a "big afternoon and evening" at Glen Echo.[2]

In late July 1895 a "fete champetre" of the Potomac Commandery, No. 3, K.T., was held at Glen Echo, attended by some 2,500 persons. It was noted that the "beautiful place resounded all day long with the shouts of the merry-makers and the sounds of horses' hoofs as the tournament was being carried out and company A, Sixth United States Cavalry, were giving their drill." The events of the day were ably described in the Montgomery County Sentinel on August 2, 1895:

> The principal feature of the afternoon's entertainment was the Cossack drill by the cavalry troop, consisting of twenty-three picked men under command of Lieutenant Short. Their drill was a splendid exhibition of horsemanship embracing rough riding, Roman races, troop evolutions and trick horsemanship. A number of the boys were thrown, but no one was hurt, and the horses seemed to enjoy the fun as much as their riders.
>
> Another attraction was the tournament, in which about a dozen expert riders tried their hand. The most of them were above the average, in such exercises, and the ties which had to be ridden off made the affair very long. It was finally announced, however, that Mr. James Harris, the "Knight of the Little Daisy," was entitled to the honor of first prize and the supplementary privilege of crowning the queen. He chose Miss Laura Hauser for that honor. The others who came close to the winner was James Shugrue, Richard Ricketts and John Lynch. All received prizes, consisting of saddles, bridles and spurs. The award of the prizes was made by Judge Lacy of Georgetown, and the same gentleman also made the speech when presenting the winner at the coronation ceremony. A storm came up during the cavalry drill, but it did not last very long, and the visitors weathered it out in the amphitheater and in the cottages scattered around the place.
>
> A concern was the feature of the evening. This took place in the amphitheatre at 8 o'clock and a number of well known local performers took part in the program.

---

2. Ibid.

> The last event in the evening's entertainment was a broadsword contest between Private Nelson H. High and Corp. Stadt, the two expert broadswordsmen of Fort Myer. Prof. Howard A. Rhine gave an exhibition of fancy bicycle riding.[3]

The "Chautauqua Association" was preparing "arrangements to hold a number of concerts and entertainments" in the Glen Echo amphitheater during the summer of 1896 according to an article in the Montgomery County Sentinel of April 17, 1896. In the same article it was noted:

> Residents of Glen Echo and the vicinity are much pleased over the granting of a right-of-way for the Glen Echo Railway from the present junction with the Tenleytown [sic] Railway over the Chevy Chase Company's land to the Rock Creek branch of the Capital Traction Company. It is expected that the Glen Echo road is to be rebuilt and equipped this Spring by Philadelphia capitalists, and new cars will be put on. It is expected that work will be begun immediately on this extension . . . .
>
> Superintendent Stier of the Great Falls Road states that he will probably have cars running to Chautauqua in about a week.[4]

By the summer of 1897 vaudeville shows had become the primary form of entertainment offered in the Glen Echo amphitheater. On July 24, 1897, the Washington Evening Star stated:

> The list of new attractions for the amphitheater at Glen Echo includes the following high class vaudeville artists direct from Keith's New York and Philadelphia theaters: Van Leer and Barton, the kings of black face comedy; the Brownings in a refined sketch . . . . Caswell and Arnold, the electric acrobatic duo . . . .[5]

The vaudeville shows, however, were still interspersed with light opera performances. On August 31, 1897, for instance, the Washington Evening

---

3. Montgomery County Sentinel, August 2, 1895.

4. Ibid., April 17, 1896. William Jennings Bryan is said to have given a speech at Glen Echo during his presidential campaign in 1896. Washington Post, June 22, 1947, Vertical Files, Glen Echo, Washingtoniana Collection, MLK Library.

5. Washington Evening Star, July 24, 1897.

Star reported that E. Middleton, Jr., manager of Glen-Echo-on-the-Potomac, was presenting "in the immense amphitheater" the Fadettes, "Boston's famous woman's orchestra" under the direction of Caroline B. Nichols in "grand concert." Other features at Glen Echo were Hart and Irving, "transformation artists and mystifiers," Koppe, "the sensational club juggler," and Miss Gertrude Ferguson, "Washington's favorite fancy dancer." Admission to the grounds was free, and patrons were advised to "take Georgetown and Tennallytown road, connecting at Thirty-second and M streets with the Capital Transit cars and Thirty-second and P streets with the Metropolitan line; also Washington and Glen Echo road via Seventh, Fourteenth and U Streets, to Chevy Chase Circle."[6]

In 1897 Clara Barton had the Red Cross headquarters at Glen Echo (which had been built with materials from a Red Cross warehouse used by the American Red Cross after the flood at Johnstown, Pennsylvania, in 1889) converted into her home and had the massive stone facade replaced by a more domestic, wood Victorian front. Between 1897 and 1900 she bought several additional lots from the National Chautauqua of Glen Echo and the Baltimore Building and Loan Association. She used the ten-acre parcel in front of her home as a pasture, an arrangement that led to continuing bickering with those who would operate Glen Echo as an amusement park after 1899.[7]

---

6. Ibid., August 31, 1897, quoted in Washington Evening Star, September 17, 1947, Vertical Files, Glen Echo, Washingtoniana Collection, MLK Library.

7. For more data on the Clara Barton House see, U.S. Department of the Interior, National Park Service, National Capital Region, Clara Barton House, Glen Echo, Maryland, by Steven H. Lewis, August, 1964, pp. 11-12. Also see U.S. Department of the Interior, National Park Service, Denver Service Center, "Historic Structure Report, Clara Barton House, Clara Barton National Site, Maryland," by Charles W. Snell, October, 1977 (draft typescript copy on file at Clara Barton National Historic Site.) The bickering resulted in the park's proprietors installing a roller coaster near the Clara Barton House during the late 1900s. The coaster was boarded near the present front lawn of the house and one of the curves of the ride passed near the side of the structure.

Light opera was featured at Glen Echo during the summer of 1898. John Clagett Proctor, a feature writer for the Washington Evening Star, reminisced some years later about an evening performance that he attended at Glen Echo:

> The writer's personal recollection of Glen Echo carries him back to the Spanish-American War, in 1898, where he attended a Summer light opera performance at this place shortly after the call for volunteers for this war. A New Jersey regiment had just arrived in Washington, and as it was probably a warm night, the officers, in seeking a cool spot, took the trolley to this amusement place and listened to the opera, after which they entertained the chorus girls with champagne. Naturally, the folks back home thought their beloved ones were having a very lonesome time in Washington, while waiting to be sent to the front, but not so with these brave soldier boys, for they were having the time of their lives.[8]

Glen Echo was the scene of the annual encampment of the United Daughters of the Confederacy of Maryland and Virginia on June 6-7, 1899. The first day, known as "Virginia day," featured addresses by President William McKinley, General Joseph Wheeler, Rear Admiral Winfield S. Schley, and Governor Tyler. A luncheon, consisting of beef, bacon, hardtack, and coffee, was served near the amphitheater. During the afternoon a series of tableaux representing the several chapters of the organization were presented, and General Wheeler introduced an autograph copy of "The Battle Hymn of the South." June 8, known as "Maryland day," featured speeches by Governors Loundes and Tyler, Senators John W. Daniel and Thomas S. Martin, Representatives John F. Rixey, Richard A. Wise and Julian M. Quarles, Rev. Dr. Dane, John U.L. Findlay, and Carlton Shaffer of Baltimore, Revs. R.H. McKim, Byron Sunderland, E.B. Leavitt, Father Stafford, and Dr. Hyde of Washington, Judges Minor and Rich, Andrew C. Trippe, Gen. A.W. Gordon, and Marshall McCormick.[9]

---

8. Washington Evening Star, June 20, 1937, Proctor Collection, Columbia Historical Society.

9. Montgomery County Sentinel, June 2, 1899.

The year 1899 witnessed significant changes at Glen Echo that foreshadowed its future use as an amusement park. On June 5, the Washington Traction and Electric Company, a forerunner of the Washington Railway and Electric Company, was incorporated. This concern set about to acquire through stock ownership a number of Washington area railroad properties, including the Georgetown and Tenallytown Railway, Washington and Glen Echo Railroad, and Washington and Great Falls Electric Railway companies that were serving the Glen Echo area. That same year the rail lines to Glen Echo were double-tracked and seven wooden trestles were replaced with steel structures. About the same time the Billboard, in its listing of parks, pleasure resorts, and summer gardens, noted for the first time an entity known as Glen Echo Park with E. M. Brawner as manager. Available materials do not indicate whether the park was leased by the railroad interests or whether the National Chautauqua of Glen Echo, still the owner of the mortgaged property at Glen Echo, commenced operation of a resort or amusement center in cooperation with the railroad interests that had improved the rail lines to Glen Echo.[10]

There are no available documentary materials indicating the facilities or types of recreation offered at Glen Echo Park during its early years. The atmosphere of the park area, however, appears to have been one of low moral character as described by a long-time resident in 1914:

> About nineteen years ago [1895] I moved to Glen Echo. The car service was not good, so I rode to and from my businesses on a bicycle. I have consequently often counted the clubs and so-called speakeasies on the Conduit road from the District line to our village. Fifteen years ago [1899] there were some

---

10. King, 100 Years of Capital Traction, pp. 48-50; Montgomery County Sentinel, May 5, 1899; and "Parks, Pleasure Resorts, Summer Gardens," Billboard, II (May 1, 1899): 21. Two years earlier in 1897 the National Chautauqua, et al., had conveyed to the Washington and Great Falls Electric Railway Company the lands included in the "Reservation for Railroad." Deed, National Chautauqua, et al., to Washington and Great Falls Electric Railway Company, 1897, Montgomery County Deed Book, JA 58, Folio 184.

> fourteen to sixteen of these joints, including gambling on horse racing or any other kind of a game. Glen Echo Park was run by gamblers. Cabin John Bridge Park was ruined by gamblers. Beer, whisky and all kinds of drinks were sold openly for years in a prohibition county, where no liquor of any kind could be sold under the law. In those days there was no respect paid to the law. But finally, by fines and arrests, this was nearly stopped and today the Conduit road is almost free from the condition which makes one of the finest drives in the country.[11]

The atmosphere of the area at the turn of the century may have been the result in part of a "gold strike" at Glen Echo. During the summer and fall of 1893 Edward Baltzley had formed the Glen Echo Gold Mining Company presumably in the hope of recovering his losses at Glen Echo. When a few nuggets of gold were discovered in subsequent years, the area became a "gold rush" camp for "a feverish interlude," but it was later noted that the "gold turned out to be literally a 'flash in the pan.'" Another version of the "gold mine" story has it that stock was sold in the project, but that shareholders soon learned that the mine had been "salted" for promotional purposes.[12]

Despite the paucity of documentary materials relative to the facilities and types of recreation offered at Glen Echo park during its early years it is

---

11. Washington Evening Star, June 27, 1914.

12. Washington Herald, August 9, 1936, and Washington Post,, April 23, 1945, Vertical Files, Glen Echo, Washingtoniana Collection, MLK Library. In her aforementioned "History of Glen Echo" Carol Barton states:

> The Baltzley's continued to build through the year 1892 with hopes that the chautauqua would be revived, but nothing ever came of it. Edward left the real estate company soon after 1892 and went to continue work on his life long fantasies -- the search for gold. He was possessed with what one might call gold fever. (In fact, he'd dug a gold mine at Glen Echo on the hillside by the Clara Barton House, but he never found any gold. He stopped digging short of what has later been proven a gold-bearing vein). Edward died of mercury poisoning from attempting to amalgamate gold from ore. Edwin continued to have dreams of reviving the Glen Echo chautauqua even after 1892, but he finally gave this idea up, too. He lived out his days writing and working on his inventions.

likely that the new park was similar in concept to "trolley" or "electric" parks that were springing up near metropolitan areas throughout the nation. Such parks catered to the increasing pleasure-seeking demands of the American public, while at the same time providing more revenue for the emerging railroad companies that were expanding their lines to outlying areas of metropolitan centers. In his "The Trolley in Rural Parts," Sylvester Baxter described the characteristics of "trolley" or "electric" parks in 1898:

> A decade has worked wonders in the evolution of the electric railway, as in many other modern things. It has grown from an experiment to a universal institution. It is to be found in all parts of the world. It has cheapened very materially the cost of transportation. Its general utility in ordinary traffic is rivalled in importance by its recreative uses. On perhaps a large majority of trolley lines the summer-excursion business is depended upon to make the undertakings profitable. The ordinary traffic may possibly pay operating expenses, but the dividends come from the summer travel. There are some highly profitable lines that run only in the summer. In the great cities, even, the summer traffic shows an enormous increase over that of winter. The open car is the phaeton, the landau, of the multitude. The business of transporting the public to and from the parks, the baseball and racing grounds, etc., together with suburban trips and fresh air outings, assumes enormous proportions.
>
> In the country the same lines of traffic have developed on a relatively greater scale. Thousands of women and children, for instance, who hitherto have rarely found the opportunity to get outside of their own door yards, now are enabled, at a slight outlay, to enjoy regular weekly outings; long trips through pleasant scenery, shopping and sight-seeing expeditions to neighboring large towns and cities, with the prospect of a theatre matinee or perhaps a popular concert; or a visit to one of the great recreation-grounds run by the street-railway company, with all sorts of attractions--band concerts, variety performances, a menagerie, swings, teeter-boards, roller-coaster, fireworks, etc.
>
> These street railway recreation-grounds are now very numerous throughout the country. Routes are laid out to beautiful lakes that had been visited only by occasional fishermen or hunters, or to picturesque spots on river or seashore. Here delightful electric-launch trips are to be had, with power obtained from the trolley wire; and there are also sailboats, rowboats, canoes, and perhaps Venetian gondolas. Church societies, Sunday-schools, and other organizations charter open cars for picnic trips to these places, and the going and coming are as

> enjoyable features of the day's pleasure as the picnic itself. In these recreation-grounds we have a peculiarly American variation of the German beer-garden--without the beer. The reproach that we take our pleasures sadly can no longer be made. The American people--or at least a very large part of the American people--has become a pleasure-loving folk. Is there a more festive-looking vehicle than the open electric car, with its happy-faced occupants? A sort of semi-holiday aspect is imparted even to the loads of operatives on their way, morning and evening, between their work in the factory towns and the country homes that so many of them have the good fortune to live in.[13]

Several years later in 1902 Day Allen Willey expanded on the concept of the "trolley" park in an article in Cosmopolitan:

> The expression, "trolley-park" may not as yet have come into common use, but no explanation of its meaning is necessary. The oldest of the trolley-parks has been in existence but a few years, yet today these resorts are to be found in the outskirts of nearly every city in the land. The fact is that the street and suburban railway companies, realizing the profit arising by catering to the pleasure of the masses, have entered into the amusement field on an extensive scale. These breathing-spots are not confined to the cities, but are becoming popular as centers of recreation for clusters of small communities which may be linked by the electric current.
>
> Originally, few, perhaps none, of the promoters of the trolley-route thought of it as a means of carrying the pleasure-seeker except to public parks. The main incentive was the business to be secured by transferring the throngs of toilers to and from store, office and factory, and forming a means of communication between the different parts of the city. With the advent of the electric car came the opportunity to build homes amid more natural surroundings. Townfolk became more appreciative of the charms of the country, but trolley-riding for enjoyment, which has become a summer habit in the larger centers of population, was not thought of a decade ago. The companies were quick to note the increase in their revenues from this unexpected source, and naturally encouraged it by giving transfer-tickets from one route to another and allowing children to ride free or at half-price. As a result, people of all classes availed themselves of the opportunity to get a breath of fresh air and pass the long

---

13. Sylvester Baxter, "The Trolley in Rural Parts," Harper's Monthly, 97 (June, 1898): 61-62.

> evenings enjoying the "trolley-breeze," for a rapidly whizzing trolley-car can stir a breeze in the stillest night of midsummer. The need of some place where one could alight and thus vary the monotony of the ride, led to the inception of the park scheme. From the few acres of grove, or possibly the open field with a tree here and there, some rough benches, and a shed or so for protection from the weather, these pleasure-grounds have been developed into resorts some of which are far more attractive than the public parks of the cities where they are located. On a holiday one may see more than fifty thousand people gathered in some of the more extensive trolley-parks owned by companies in Philadelphia, Detroit, Minneapolis, Baltimore, and other centers of population, listening to the band-concerts, watching or taking part in the ball games, boating on the lake or river, strolling along the shady walks, having a family picnic under the trees or enjoying the summer opera. Except for the nickel, dime or quarter which admits to the concert, rents the boat, or provides some other special amusement, the park is free to all, the company obtaining its reward in the fares which it collects. These parks, combining natural and artificial diversions, have become the Mecca on holidays and Sundays not only of what we are pleased to term the working classes but of the "middle millions" -- especially those parks where no intoxicating beverages are sold and where other conditions are designed to encourage the patronage of the family.[14]

Meanwhile the unsettled finances of the National Chautauqua of Glen Echo and the related Baltzley enterprise led to the foreclosure and sale of the former chautauqua grounds to Bird M. Robinson and Randolph Barton, receivers of the Baltimore Building and Loan Association by order of the U.S. Circuit Court for the District of Maryland for $15,000 on April 1, 1903. According to the deed of conveyance the legal maneuvering involving the sale was complex. It stated:

> Whereas under and by virtue of the powers contained in a mortgage from the National Chautauqua of Glen Echo to the Baltimore Building and Loan Association of Baltimore City bearing date the 10th day of March, 1894 and recorded among the proper records of Montgomery County, State of Maryland in Liber J. A. No. 43 folio 325 &c. the said Fielder C. Slingluff as the Attorney named in said mortgage did, after having complied with all the requirements of the law in such cases made and

---

14. Day Allen Willey, "The Trolley-Park," Cosmopolitan, 33 (July, 1902): 265-67.

provided, proceeded to sell the property so described in said Mortgage, on the day named in the advertisement of sale, to wit: the 2nd day of November, 1902, And Whereas at said sale said property was sold to Bird M. Robinson and Randolph Barton, Receivers of the Baltimore Building and Loan Association of Baltimore City at and for the sum of $15,000.00, which said sale was duly reported to the Circuit Court for Montgomery County by said Fielder C. Slingluff, Attorney, under the title "Baltimore Building & Loan Association of Baltimore City vs National Chatauqua of Glen Echo (No. 1999 Equity)."

And whereas afterwards on or about the 16th day of January, 1903, said cause was revolved by said National Chatauqua of Glen Echo to the Circuit Court of the United States for the District of Maryland.

And Whereas by an order passed by said Circuit Court of the United States for the District of Maryland on the 9th day of April, 1903 in the cause which was thus removed and which is entitled in said Court "Baltimore Building and Loan Association of Baltimore City, vs. National Chatauqua of Glen Echo," certain exceptions to said sale were by said Court overruled and said sale so made and reported by said Fielder C. Slingluff was finally ratified and confirmed.

And Whereas by an order passed on the 13th day of April 1903, by said Circuit Court for Montgomery County, Maryland in said cause entitled the "Baltimore Building and Loan Association of Baltimore City vs. National Chatauqua of Glen Echo" said sale so reported by said Fielder C. Slingluff, Attorney, was also ratified and confirmed.

And Whereas said Bird M. Robinson and Randolph Barton, Receivers of said Baltimore Building & Loan Association of Baltimore City have fully paid said sum of $15,000.00). In Consideration of the premises, and of the sum of the payment of said sum of Money said Fielder C. Slingluff, Attorney as aforesaid in pursuance of the power so given in said mortgage, and in compliance said sale, does hereby give, grant, assign and convey unto said Bird M. Robinson and Randolph Barton, Receivers of Baltimore Building and Loan Association of Baltimore City, their successors, and assigns, all the property so described in said mortgage from said National Chautauqua of Glen Echo to said Association, and which property is more particularly described as follows:

All those pieces or parcels of ground lying in Montgomery County in the State of Maryland, and described as follows:

Being a part of the same pieces or parcels of land, which are fully described, First, in a deed from Edward Baltzley and Laura A. Baltzley, his wife, and Edwin Baltzley and Edith M. Baltzley, his wife, to the said "The National Chautauqua of Glen Echo," dated the 24th day of March A.D. 1891, and recorded March 28th, A.D. 1891 in Liber J.A. No. 25, folios 179&c, one of the Land Records of said County and,

Second, in a deed from the same grantors to the same grantees dated April 17th, A.D. 1891, and recorded on the same day in Liber J.A. No. 25, folios 252 &c, of the Land Records of said County, and which is more particularly described as follows:

Beginning at a point "D" which is shown on the map of The National Chautauqua of Glen Echo filed for record in Liber J.A. No. 25, folio 252, one of the Land Records of Montgomery County, Maryland, and running thence Westerly on the North line of a reservation for a railroad to the Southwest corner of Lot No. 22, set forth in said plat, thence North East with the dividing line between lots Nos. 20 & 21 to Oxford Road, thence with the West line of Oxford Road to the reservation for a railroad on the south side of the Washington Aqueduct, thence with the South line of said reservation for said railroad Eastwardly to a point marked "L" being the North East Corner of Ann Arbor Avenue and said railroad reservation, thence with the southwest line of said reservation for said railroad "M" on said Plat, which said point is on a circle in said plat, thence with the southwest line of said circle to a point "C" on said plat, which said point "C" is at the southwest corner of said circle and Academic Avenue, thence with the west line of Academic Avenue to the point "D" the place of beginning, excepting therefrom the portion of said land belonging to the Red Cross Society and Clara Barton, its President, containing, however the amphitheatre and Hall of Philosophy, excepting however that portion of the above described land containing the Administration Building or gate house tower and the buildings thereto attached on the west side of the entrance to the Chautauqua ground now owned by the Baltimore Building & Loan Association by a purchase under a mortgage from the National Chautauqua of Glen Echo to the Carl Barckhoff Church Organ Company.

Together with all the rights, ways, improvements, and appurtenances thereto belonging or in any wise appertaining.[15]

Details of the sale were printed in the Washington newspapers. One account dated May 20, 1903, which contained several misleading and erroneous statements, stated:

> The Glen Echo resort, with its handsome buildings and improvements and about 20 acres of grounds, has been purchased for $13,000 from the trustees representing the

---

15. Deed, Fielder C. Slingluff to Bird M. Robinson and Randolph Barton, April 1, 1903, Montgomery County Deed Book, TD 26, Folios 107-09.

> building association, which held the first trust on the property. The building association is in the hands of receivers and the trustees were compelled to sell the property to close up its affairs. The land and improvements cost the Baltzley brothers of Philadelphia originally many hundred thousand dollars. It is understood that it was sold to the Chautauqua Association for about $300,000.
>
> The Chautauqua Association failed in its efforts to make the place pay expenses. A trust of $20,000 was placed on the property. Later a second trust of $17,000 was placed on it. The Chautauqua Association was obliged to give up the property, and it passed into the hands of the building association which had made the first loan.
>
> The sale of the property has not been confirmed yet and it is thought possible that the Chautauqua Association may be able to recover it. It is understood that if the association is able to offer a better price than $13,000 within 10 days it will be given the preference as a purchaser.[16]

The few available documentary materials on Glen Echo Park appear to indicate that it was a small haphazard operation until about 1907. Various secondary sources state that the park was leased by Alonzo P. Shaw during the early 1900s. Billboard did not list the park in 1900, but in 1901-03 it listed the park as a functioning entity with W. Francis Thomas as manager. In 1904-05 the park was listed in Billboard but with no manager, and in 1906 L.D. Shaw, who had earlier built a large ferris wheel at Coney Island, was listed as manager. Washington area newspapers during the 1900-06 period contain periodic articles describing the recreational amusement centers at Marshall Hall near Mt. Vernon and Cabin John Bridge Park but make no mention of Glen Echo Park.[17]

---

16. Quoted in Washington Evening Star, May 20, 1903, Proctor Collection, Columbia Historical Society.

17. "Parks," Billboard, 13 (May 4, 1901), 23: "Parks," Billboard, 14 (May 31, 1902): 16; "Parks," Billboard, 15 (March 28, 1903): 20; "Parks," Billboard, 16 (April 23, 1904): 15; "Park List," Billboard, 18 (May 28, 1905): 26; "Park List," Billboard, 18 (April 28, 1906): 54; Montgomery County Sentinel, June 19, 1903; and Washington Evening Star, May 30, 1904, May 25, 1906. Also see Edwin E. Slosson, "The Amusement Business," Independent, 57 (July 21, 1904): 134-39, and Rollin Lynde Hartt, "The Amusement Park," Atlantic Monthly, 99 (May, 1907): 667-77, for data concerning the general state of amusement park

The first substantive documentation concerning Glen Echo Park appeared in Billboard in May 1907. It noted that the park would open on May 27 under the management of William Shaw. Extensive alterations were going on at the resort, and it was "being improved wonderfully." A new attraction would be the Hippodrome, and the park featured a scenic railway. Buffalo Bill shows were scheduled for the park on May 31-June 1.[18]

Moving pictures were apparently shown at Glen Echo for the first time during the summer of 1907. The films were shown in the amphitheater on a screen stretched across the stage. The entrance fee was five cents for viewing. One of the first films shown was "Mary, Queen of Scots."[19]

Glen Echo Park opened its 1908 season "on Decoration Day." Preparations and plans for the summer were noted in an article in the Washington Evening Star on May 27, 1908:

> Proprietor L.D. Shaw is preparing to entertain one of the largest gatherings in the history of the resort. He has had his old and some new hands working for the past two weeks familiarizing themselves with the mechanism of the various devices in order to overcome all danger of a hitch on the opening day. The railway company has arranged to inaugurate a quick service from the center of the city, and prospective patrons of the park may board cars marked "Glen Echo" on the F street line and ride directly to the gates of the park.

---

17. (cont.) operations in the United States during these years. In 1906 Dr. Julian Hubbell had purchased "all the water works and river system" of the National Chautauqua of Glen Echo. Young to Weiseman, March 5, 1976, memorandum on file at Glen Echo Park.

18. T.T. Lane, "San Francisco Lane," Billboard, 19 (May 25, 1907): 14.

19. R. Woodland, "Vanishing Memories of Cabin John's and Glen Echo," American Motorist (March, 1930): 102, 112, Vertical Files, Columbia Historical Society. Several reminiscences by long-time area residents date the commencement of motion picture viewing in the amphitheater to 1905-06. See, for instance, a two-page statement by H.H. Swain dated October 1, 1946, in Vertical Files, Glen Echo, Washingtoniana Collection, MLK Library.

> All the attractions will be in operation. There will be baseball, bowling, boating and rides and drives and foolish houses without end. On the opening day Proprietor Shaw will introduce a singularly fine railway ride through a waterfall, which is of interest both to see and to participate in. The illuminations after nightfall are said to be of a particularly effective character. Music and a commodious and cool dancing pavilion will also be provided.
>
> A large and shady portion of the park has been set aside for picnic parties. New and clean tables have been set up and family parties will be afforded every facility for a complete enjoyment of the day. A dining room and dairy lunch will be in operation, under the management of a competent chef, and popular prices will prevail.[20]

Little documentation concerning Glen Echo Park during 1909-10 could be found. In June 1909 Billboard listed the park with the Glen Echo Park Company being named as "proprietors and managers." The park featured live bands, but did not have vaudeville programs.[21]

---

20. Washington Evening Star, May 27, 1908.

21. "Park List," Billboard, 21 (June 12, 1909): 25, 33, 41. Also see Day Allen Willey, "The Open Air Amusement Park," Theatre, 10 (July, 1909): 18-19, for more data on the state of amusement park operations in the United States during these years.

D. OPERATION OF GLEN ECHO AMUSEMENT PARK UNDER THE WASHINGTON RAILWAY AND ELECTRIC AND CAPITAL TRANSIT COMPANIES: 1911-1955

1. Introduction

After its purchase by the Washington Railway and Electric Company in 1911 Glen Echo Amusement Park was renovated, enlarged, and developed as one of the principal amusement centers in the Washington, D.C., area. Hence it became one of a growing number of mechanical amusement parks throughout the nation where patrons with increasing amounts of leisure time on their hands could escape their urban routines into a world of mechanically induced thrills and fantasies. The craze continued on through the Roaring 20s and the depression decade of the 1930s when Americans sought to escape from the reality of the times into a world of thrills and lights. During World War II, Glen Echo continued to be a favorite entertainment spot for Washingtonians kept close to home by wartime travel and gasoline restrictions as well as American servicemen near the city. Glen Echo, like other amusement parks throughout the nation, continued to enjoy widespread popularity in the postwar era as the "baby boom" furnished new "park goers." By the mid-1950s, however, public taste was turning fickle as modern theme parks originated by Walt Disney's Disneyland began capturing the imagination of Americans. Regional theme parks began to attract the crowds that had once patronized the older local amusement parks.

The history of the amusement park industry is outside the purview of this study. However, anyone desiring to study this topic for the purpose of understanding the development of Glen Echo Amusement Park within the context of the evolution of the amusement park industry should consult the following works:

Frank L. Albert, "The Future of Amusement Parks in America and the Publicity of Them," Billboard, 22 (March 10, 1910): 20-21, 86.

Caroline E. Boyce, "A Guide to the Historic Preservation of Pre-World War II Amusement Parks (unpublished M.A. thesis, Cornell University, 1981).

"Evolution of Our Industry," Billboard, 43 (January 24, 1931), 54, and (January 31, 1931): 64-65.

Al Griffin, "Step Right Up, Folks!" (Chicago, 1974).

James S. Hutton, "The Amusement Park: An American Institution, The Demand, The Supply, and Why It Thrives," Billboard, 22 (March 10, 1910): 25, 84.

Gary Kyriazi, The Great American Amusement Parks: A Pictorial History (Secaucus, New Jersey, 1976).

William F. Mangels, The Outdoor Amusement Industry From Earliest Times to the Present (New York, 1952).

John B. Manbeck, comp., "Coney Island: Attractions, Amusements, & Entertainments," n.d. (copy on file in Glen Echo Park files).

Myron Matlaw, ed., American Popular Entertainment: Papers and Proceedings of the Conference on the History of American Popular Entertainment (Westport, Connecticut, 1977).

Tim Onosko, Fun Land U.S.A.: The Complete Guidebook to 100 Major Amusement and Theme Parks (New York, 1978).

Frederick Thompson, "Amusing the Millions," Everybody's Magazine 19 (September, 1908): 378-87.

Don B. Wilmeth, Variety Entertainment and Outdoor Amusements-- A Reference Guide (Westport, Connecticut, 1982).

2. Purchase of Glen Echo Property by Washington Railway and Electric Company

On March 14, 1911, the National Chautauqua of Glen Echo property was conveyed to the Washington Railway and Electric Company, the successor to the Washington Traction and Electric Company, for the sum of ten dollars. The conveyance involved clarification of a land transaction between Edwin and Edith M. Baltzley, then living in Newark, New Jersey, and Jennie Miles Hepburn of Jersey City, New Jersey, on October 18, 1909, and two conveyances from the National Chautauqua of Glen Echo to Mary E. Kammerer on April 27, 1893, and April 19, 1895. The deed

conveying the Glen Echo property to the Washington Railway and Electric Company read:

> THIS DEED, made this fourteenth day of March, in the year nineteen hundred and eleven, by Jennie Miles Hepburn and Frederick Hepburn, her husband, of Jersey City in the State of New Jersey; the National Chautauqua of Glen Echo, a corporation of the State of West Virginia, and Edith M. Baltzley and Edwin Baltzley, her husband, now temporarily residing in the City of Newark, in the State of New Jersey; the said National Chautauqua of Glen Echo join in herein for the purpose of curing certain defects in two certain deeds to Mary E. Kammerer dated, respectively, the twenty seventh day of April in the year eighteen hundred and ninety three, and the nineteenth day of April in the year eighteen hundred and ninety five, and recorded respectively, in Libers J.A. No. 38, folio 140, and J. A. No. 49, folio 111, two of the Land Records of Montgomery County, in the State of Maryland, and of conveying all of its interest in the hereinafter described land and premises unto the grantee herein; and the said Edith M. Baltzley and Edwin Baltzley joining herein for the purpose of curing certain defects in a deed to the said Jennie Miles Hepburn dated the eighteenth day of October, in the year nineteen hundred and nine and of record in Liber No. 210, folio 65, one of the Land Records of said Montgomery County, in the State of Maryland, and of conveying all of their interest in the hereinafter described land and premises unto the grantee herein; and the said Edith M. Baltzley and Edwin Baltzley joining herein for the purpose of curing certain defects in a deed to the said Jennie Miles Hepburn dated the eighteenth day of October, in the year nineteen hundred and nine and of record in Liber No. 210, folio 65, one of the Land Records of said Montgomery county, in the State of Maryland, and of conveying all of their interest in the hereinafter described land and premises unto the grantee herein;
>
> WITNESSETH, that for and in consideration of the premises and of the further consideration of the sum of ten dollars, cash in hand paid, we, the said Jennie Miles Hepburn, Frederick Hepburn, her husband, the National Chautauqua of Glen Echo, and Edith M. Baltzley and Edwin Baltzley, her husband, do grant, bargain, sell and convey unto the Washington Railway and Electric Company, a corporation duly incorporated, its successors and assigns, all of those several lots, pieces or parcels of land situate, lying and being in said Montgomery County, in the State of Maryland, known and distinguished as and being all of lots numbered one (1), two (2), three (3), four (4), five (5), six (6), seven (7), eight (8), nine (9), ten (10), eleven (11), and twelve (12), in Block Numbered two (2); all of lots numbered thirteen (13), fourteen (14), fifteen (15), sixteen (16), seventeen (17), eighteen (18), nineteen (19), twenty (20), twenty-one (21), twenty-two (22), twenty-three (23), twenty-four (24), twenty-five (25), and twenty-six (26)

in Block numbered Five (5), all in the subdivision of land in said Montgomery County known as and called the National Chautauqua of Glen Echo, as laid down and described upon a plat of said subdivision duly recorded among the land records of said Montgomery County in Liber J. A. Liber No. 25, Folio 253, to which said Plat reference is hereby made for a full and complete description of the lands and premises hereby conveyed;
Together with all and singular the buildings and improvements thereon, and all the rights, roads, ways, waters, privileges and appurtenances thereto belonging or in any wise appertaining.[1]

3. Establishment of New Glen Echo Amusement Park

Upon acquisition of the property the Washington Railway and Electric Company immediately established a new Glen Echo Park Company to refurbish and operate the moribund Glen Echo Amusement Park. The latter company would manage the park, while leasing the property from the parent company. Leonard B. Schloss, who had managed Luna Park in Scranton, Pennsylvania, from 1906-10 except for a brief interlude in 1906 as manager of Luna Park in Alexandria, Virginia, and Luna Park in Pittsburgh (both parks were built and operated by the Ingersoll Construction Company owned by Frederick Ingersoll), was hired to refurnish the park and serve as general manager of the new operation at Glen Echo. Under the headline, "Washington's New Summer Park," Billboard published an article describing the new operation:

> For the creation of an up-to-date summertime playground to afford the residents of the nation's capital a fun and merriment rendevous during the "dog days," Glen Echo Park has been acquired by a newly-formed company which includes in its directorate Gen. George H. Harries, H.W. Fuller, Dr. L.W. Glazebrook, Robert W. Wells, H.M. Keeling and others equally prominent in Washington financial and social circles. L.B. Schloss, an experienced outdoor amusement promoter, who for several seasons past operated Luna Park, Scranton, Pa., has

---

1. Deed, Frederick and Jennie Miles Hepburn, National Chautauqua of Glen Echo, and Edwin and Edith M. Baltzley to Washington Railway and Electric Company, March 14, 1911, Montgomery County Deed Book 218, Folios 272-74.

been engaged as general manager of the new Glen Echo Park Company and his large staff of assistants is headed by Frank Finlon as chief of construction. The publicity department is in charge of John MacMahon of the Henry W. Savage forces.[2]

4. Biographical Sketch of Leonard B. Schloss

Before getting further into the development of Glen Echo Amusement Park, it is important to examine the background of Leonard B. Schloss. As the vice president and general manager of the Glen Echo Park Company from 1911 until his retirement in 1950, Schloss took a largely moribund amusement park operation and developed it into the principal amusement center of the national capital metropolitan area.

Leonard Benjamin Schloss was born in San Francisco, California, in 1873. His father, Benjamin Schloss, had been a "forty-niner," and both his parents had been active in social and civic circles in San Francisco during its early years.

As a young man, Schloss, who later acquired the title of "colonel," and nickname of "Lennie," considered getting a law degree. However, he gave up the idea and began a career in "show business" as an usher in the Bush Street Theater in San Francisco at the age of 18. Within six months he worked himself up to a responsible position in the box office and later became treasurer of the house. In the early 1890s he served as treasurer of the Hess Opera Company bound for Hawaii, but when the tour failed to materialize he went to work for Charles E. Davies, lining up the World's Fair Exposition in Chicago. Following this job he became treasurer of M.B. Leavitt's "Spider and Fly," where he received his

---

2. "Washington's New Summer Park," Billboard, 23 (June 3, 1911): 20. To renovate and convert the former chautauqua amphitheater into a "midway of fun" Schloss brought with him Thomas Mulligan, a showman with experience in burlesque, circus, and vaudeville road shows who had worked at Luna Park since 1906. Washington Daily News, July 9, 1936, Glen Echo Park Company Press Book, 1936 (Property of Nancy B. Long, Glen Echo town archivist, on file at Glen Echo Park).

"first real taste of the road," and later became business manager of various Frohman, Hoyt and Thomas attractions. He also toured the United States with Irish actor Eugene O'Rourke.

Schloss then became an advance agent for the first farewell tour of John L. Sullivan, who had won the American heavyweight boxing championship from "Paddy" Ryan, also a member of the tour. The tour was successful under the sponsorship of Davies, and Sullivan who had begun the tour penniless wound up with $10,000. Sullivan nicknamed Schloss "Little Casino," because reportedly he never missed a trick. Schloss also served as advance agent for personal appearances on the stage of other boxing greats -- Jim Corbett, Bob Armstrong, and Tom Sharkey. He helped promote the Choynski-Maher fight in New York in 1897.

Eager to run his own shows, Schloss put two of them on the road. Both productions--an English comedy, "Our Flat," and a Drury Lane, London, melodrama, "Braving the World"--were unsuccessful ventures. He also was advance man for a production of "Uncle Tom's Cabin" with Peter Jackson, a black heavyweight, as Uncle Tom. Between acts Jackson and Joe Choynski boxed in exhibitions.

Schloss then landed a job as advance agent for the "American Globe Trotters," a large vaudeville show formed to tour Australia, India, and South Africa. The show played to enthusiastic crowds in South Africa until the Boer War forced the act to fold. He managed to travel to London where he stayed for five years helping promote three world championship fights as part of coronation ceremonies for King Edward VII and booking American vaudeville acts throughout Great Britian and the major cities of Europe.

In 1902 Schloss returned to the United States and soon became director of concessions during the construction of Coney Island's Dreamland Amusement Park. After some highly-spirited competition with Sam Gumpertz, later vice president and general manager of the Ringling-Barnum Circus, Schloss lost the managership of Dreamland to his rival.

Schloss then undertook the management of an amusement resort in San Francisco known as the Chutes and Athletic Park in New Orleans before booking the first world tour of Howard Thurston, a well-known magician. The two partners purchased a circuit of moderate-priced vaudeville theaters in New England. After the disastrous Iroquois Theater fire in Chicago, however, city authorities throughout the nation demanded extensive building remodeling in the interests of safety. Unable to remodel their new string of theaters, the Schloss-Thurston partnership dissolved.[3]

After briefly serving as general manager of White City Amusement Park in Syracuse, Schloss became manager of newly-established Luna Park in Scranton, Pennsylvania, in 1906, staying there until 1911 when he undertook the job of general manager of Glen Echo Amusement Park. For a brief period in the summer of 1906 Schloss, as has already been mentioned, took over management of Luna Park in Alexandria, Virginia, and Luna Park in Pittsburgh. The success of Schloss at Scranton was a harbinger of his activities at Glen Echo. In May 1908 Billboard printed an article describing the Luna Park attractions:

> Luna Park, Scranton, Pennsylvania, opens its third season on Monday, May 25. During the winter the park has been practically rebuilt and opens up with a brand new array of shows, nothing remains, but the rides. Among the new attractions will be Thurston's Hindu Theatre, Thurston's new illusion show, the maid of mystery, Camp's new show, storage hands of Barbadu, Hale's tours, Molly Coddle, Social Whirl, Home Sweet Home, etc. The park this season will be under the management of Len B. Schloss, who was the first manager of the park and who was called to rescue the direction of its affairs the latter part of last season [1906]. Arthur J. Keller, press agent at the Orpheum in Boston during the "vaudeville" war and later identified with the Poli Circuit in New England,

---

3. Washington Herald, August 9, 1936, Glen Echo Park Company Press Book, 1936, and Washington Times, August 24, 1936, and unidentified newspaper clipping, February 9, 1954, in Simon and Evelyn Eichberg Collection, Washington, D.C. The Eichberg Collection includes several interesting photographs of Schloss at Glen Echo Park.

has resumed the position of general publicity director, a post he has filled for two seasons.[4]

Schloss married Miss Gertrude Moses during his first year as manager at Glen Echo and the couple had two children. He was elected to the first board of directors of the National Amusement Park Association in 1907, and later became active in various amusement park business associations, serving as president, vice president, and a director of the National Association of Amusement Parks, Pools, and Beaches (NAAPPB). In 1940 he became vice chairman of the public liability insurance committee of the NAAPPB, in which post he sponsored a plan by the association in cooperation with the Associated Indemnity Corporation of California to get 90 percent of the amusement park industry to obtain liability coverage. He was also active in many Washington area civic and club activities, having membership in the Woodmont Country Club, Variety Club of Washington, Board of Trade, and Masons. Schloss retired from his duties at Glen Echo in May 1950 after forty years of service and died at his Washington residence in February 1954 at the age of 81.[5]

---

4. "Park Notes," Billboard, 19 (May 16, 1908): 22. Also see "Manager Gill Resigns," Billboard, 18 (June 30, 1906): 27; The Luna Park Breeze, June 16, 24, 1906, and Luna Park Sourvenir and Guide Book, 1907, in Leonard B. Schloss Collection, Theatre Collection, Performing Arts Research Center, New York Public Library, New York, New York.

5. Washington Herald, August 9, 1956, Glen Echo Park Company Press Book, 1936; Washington Times, August 24, 1936, unidentified newspaper clipping, February 9, 1954, and Koontz to Schloss, May 3, 1950, Eichberg Collection; "Alexander Asks All Ops to Join," Billboard, 52 (March 30, 1940): 36, 38; and "All Problems Affecting Biz Up for Airing," Billboard, 55 (April 3, 1943): 38-39, 41. Included in the Eichberg collection is a copy of an article written by Gertrude M. Schloss, entitled "The Amusement Park Through The Eyes of a Mother Patron." The article was published in the National Association of Amusement Parks Bulletin in June 1930. Also see Scranton Republican, September 2, 1907, and Scranton Times, September 21, 1907, Schloss Collection.

5. Amusement Park Operation by Season, 1911-1954

The 1911 Season

Under the leadership of General Manager Schloss, the moribund Glen Echo Amusement Park was refurbished and revitalized during March and April 1911. On May 17, ten days before the park opened for the season, the Washington Evening Star reported:

> When the finishing touches to the extensive improvements now under way have been made Glen Echo Park will present an attractive appearance to local amusement seekers at its normal opening for the season the afternoon of Saturday, May 27. By the addition of several new amusement devices, none of which has ever been exhibited in this vicinity before, the number of features at Glen Echo Park this season will total fifty. An ornate new dancing pavilion with over 10,000 square feet of polished maple floor area has been supplied, as well as a new marine toboggan, restaurant and cafe, and a new midway, in which ten funmaking devices have been installed.
>
> For the first time in its history admission to Glen Echo Park will be free this season.[6]

In the Washington area Sunday newspapers on May 21 more details were provided about the new attractions at Glen Echo Amusement Park. The park was advertised as the "ideal family resort of Washington" which had been rebuilt at a cost of $30,000. The Washington Herald, for instance, printed the following article:

> With the opening next Saturday afternoon of Glen Echo Park, which, under its new management of local business men, has been practically rebuilt in the past few months, Washington's summer outdoor amusement season will be in full swing. So thorough are the improvements completed at Glen Echo Park that this resort, brilliant in a new attire of many hues, will be hardly recognizable to its former patrons who will find there

---

6. Washington Evening Star, May 17, 1911. The former chautauqua amphitheater was converted to house the new midway and the pipes from the organ were removed to Keith's theater on 15th Street in Washington, D.C. The dancing pavilion was located on the bluffs overlooking the Potomac, thus making it a scenic as well as a recreational attraction.

ATTRACTIONS AT GLEN ECHO PARK: 1911

Dive
Carousel
Miniature Railway
Dip
Dance Pavilion
Check Room -- Byron S. Adams
Bands
Features
Cigars-- Lauria Garrett
Caddy Wheel
Palmistry--Madam C. Caretta
Boats--George O'Neal
Japanese Ball Game
Soda, Cones, Ice Cream--Charles A. Winslow
Peanuts, Popcorn, Crisp, Taffy--Irwin Buckingham
Photos, Cards, Souvenirs--Charles C. Barber
Photo Studio
Knives and Canes--Harry T. Nichols
CT Wheel--Harry T. Nichols
Fish Pond--Harry T. Nichols

Glen Echo Park Company Voucher Check Book, 1911-1912, Cook Collection.

this season a real summertime rendevous [sic] on the modern and ambitious lines that have attracted millions of people to the famous warm weather amusement enterprises at Atlantic City and Coney Island.

No department has been overlooked in the general renovation of Glen Echo Park, which will offer fifty attractions to the local amusement seekers when the gates are opened next Saturday. Included among these is a new outdoor dancing pavilion ample enough in area to accommodate over 600 persons at one time, and this is but one of a dozen structures recently erected to house the newest devices to provide sport and fun. The spacious interior of the Amphitheater has been entirely remodeled into a "New Midway," fashioned after Coney Island's Steeplechase Park, and here have been installed ten of the latest contraptions with which to defy the trials of the "dog days," including a "human roulette wheel," and a giant slide-ride," said to be the largest in the United States. Other attractions include a novel marine toboggan, the "social dip," a fascinating topsy-turvy ride, miniature railway, Ferris wheel, and a new boating pavilion on the banks of the canal.

In addition to the rearrangement and repaving of the grounds at Glen Echo Park, a new electric lighting system has been installed and Tungsten electroler, intersecting tubular iron railings at every fifteen feet, will make the resort a magic fairyland after dark.

Besides the many amusement devices, the most popular features of other years will again be in operation, including the restaurant, picnic groves, playgrounds, gypsy camp, candy wheel and kitchen, photograph house, shooting gallery, and the usual quota of standard attractions provided in resorts that cater to ladies and children.

For the first time admission this season to Glen Echo Park will be free, and there will be improved traction service to the resort--more cars and faster running headway. Novel special features, including an elaborate weekly fireworks display, will be introduced and plans are now completed for a unique Memorial Day observance.

A number of fraternal organizations have arranged with Manager Schloss to hold outings at Glen Echo Park during the season and the indications are this summer will be the most prosperous in the history of the resort.[7]

---

7. Washington Herald, May 21, 1911, Glen Echo Park Company Press Book, 1911-1912, Cook Collection. A copy of an advertisement for Glen Echo Park that appeared in the same newspaper may be seen on the next page.

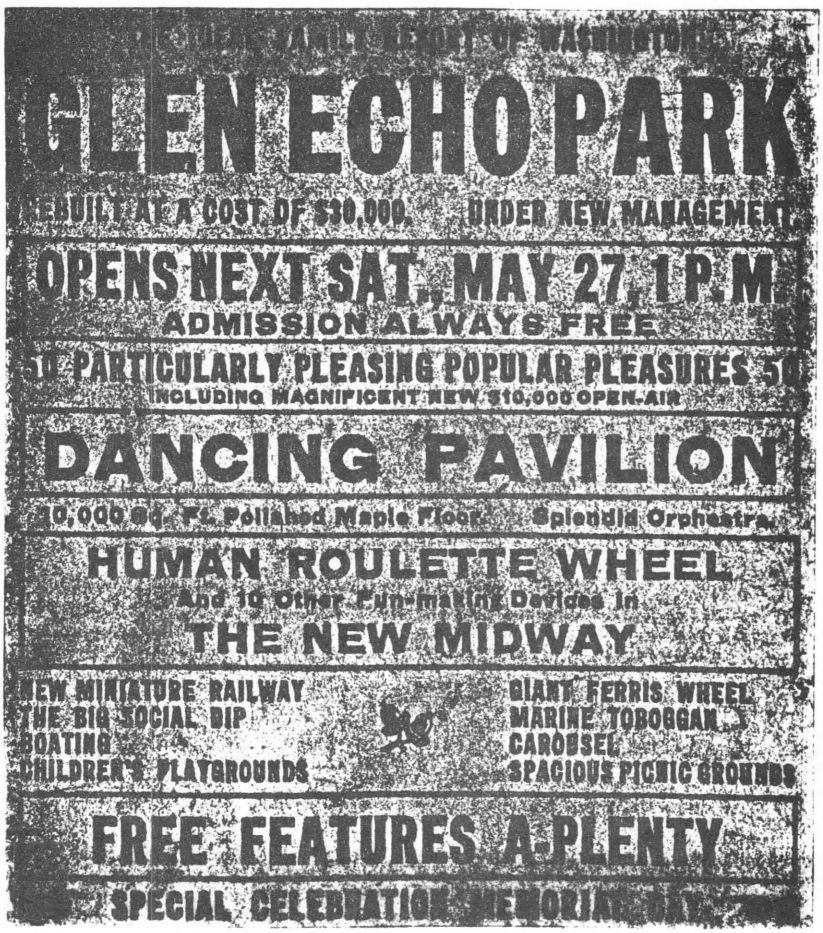

Washington Herald, May 21, 1911, Glen Echo Park Company Press Book, 1911-1912, Cook Collection.

The renovated park opened for the season on May 27 with some 15,000 patrons in attendance. The evening festivities were highlighted by the personal appearance of the Washington Senators and Boston Red Sox major league baseball teams. Summing up the day's events, the Washington Herald observed on May 28, 1911:

> Bigger, brighter, and better in every way than ever, Glen Echo Park is now well started on what promises to be the most successful season recorded at an outdoor amusement resort in the vicinity of Washington. Completely altered in general appearance from other years by extensive improvements, Glen Echo now is in the same rank of resorts as the famous amusement enterprises at Coney Island and Atlantic City where millions annually find relief and enjoyment during the heated term. In the rehabilitation of Glen Echo Park the new management has been successful in the project to create a real al fresco amusement rendezvous that differs from the ordinary summer playground and city park, but which combines the most attractive features of each in happy combination--a center of rest, relaxation, and rational enjoyment, where young and old alike may repair for coolness, comfort and diversion amidst the inviting natural attractions and the varied amusement devices.
>
> Starting today a special series of Sunday concerts of instrumental music will be inaugurated in the main music shell, when the First Regiment Band, Joseph B. Caldwell, conductor, will render a varied programme of standard and popular compositions at 2:30 and 7 o'clock this evening. Several other features are announced for today. Principal among the half hundred attractions now in operation at Glen Echo Park is the handsome new dancing pavilion, on the polished maple floor at which 500 couples can comfortably dance at one time. The "human roulette wheel" and the "giant slide ride" are among the most popular of the attractions in the "New Midway," where a dozen other recent fun and sport devices are finding great favor. The old favorites, retained because of their popularity in the past, have all been transferred to new and more advantageous locations, and their value as amusement providers increased by improvements. These include the Ferris wheel, model miniature railway, marine toboggan, Japanese exhibit, gypsy camp, cafe and restaurant, photo studio, candy wheel, and the numerous other staple amusements usually found in parks catering to ladies and children.
>
> By the introduction of many novelties, Memorial Day will be celebrated in an elaborate manner at Glen Echo Park, and

announcement is also made of a weekly display of several fireworks, starting next Thursday evening.[8]

The first week of operation of Glen Echo Amusement Park was a tremendous success, thus inducing the Glen Echo Park Company to introduce more attractions. Summarizing the events of the first week of operation, the Washington Herald observed on June 4:

> Glen Echo Park will auspiciously usher in the second week of its season today with another of the special series of Sunday concerts of standard and modern instrumental music rendered by the full military band of the United States Soldiers' Home, under the leadership of John S.M. Zimmermann. The first of these Sabbath musical events was so largely attended that the management has already arranged to have a dozen different local bands appear in the new music shell on successive Sundays.
>
> Encouraged by the remarkable patronage of the opening week, the management of Glen Echo Park is already at work on further improvements, which, when completed, will add greatly to the attractiveness of this popular playground. From Coney Island there have been received six brand new amusement devices, which will be found in the "new midway," and these features, together with the thrilling "human roulette wheel" and the laughable "giant slide," will make that spacious structure the fun center of the resort. That riding devices are more popular this season than ever before with outdoor amusement seekers is shown by the fact that the receipts for the past week from the "social dip," marine toboggan, and model railway were the largest in the history of Glen Echo. The passenger capacity of this trio of rides is being increased by the addition of new cars.
>
> Of the fifty attractions now in operation at Glen Echo, none has enjoyed greater favor than the handsome new open-air dancing pavilion, which has been declared to have the finest floor surface of its kind in or near Washington. Automatic entrance and exit gates to the dancing floor, which were completed yesterday, will make access to the pavilion easier and more comfortable.

---

8. Washington Herald, May 28, 1911, Glen Echo Park Company Press Book, 1911-1912, Cook Collection. Also see Washington Times, May 27, 1911; Washington Post, May 28, 1911, in Ibid.; and "Washington's New Summer Park," Billboard, 18 (June 3, 1911): 20.

> The elaborate display of aerial fireworks last week will be repeated next Thursday evening on a more lavish scale. Cars for Glen Echo Park, where the admission will continue free during the season, now depart from downtown on a three-minute schedule every evening and on Saturday and Sunday afternoons.[9]

The weekly Thursday evening fireworks shows at Glen Echo became more elaborate during the season. On June 1, for instance, an "elaborate exhibition of aerial pyrotechnics" was put on, featuring a representation of Niagara Falls in multi-colored fire. In addition, there were

> sixteen other numbers on the program and the various set pieces and surprising effects will show the latest novelties the manufacturers of fireworks have devised for use in the observance of Independence Day this year.[10]

More new attractions were added at Glen Echo during June and July. In early June "open air card parties" were begun, and in early July nightly free moving picture shows were commenced in a "section of the grounds" that had been "converted into an open-air amphitheater." The latest films were shown, and a "complete change of program" was promised for each evening. "Spotlight dancing" was inaugurated at the dancing pavilion in mid-July, almost doubling attendance at that attraction.[11]

Although Sunday was the most heavily attended day of the week Schloss attempted to encourage attendance during weekdays and holidays by scheduling special events. In cooperation with the Automobile Club of Washington, Glen Echo Park sponsored "orphans day" on June 15, giving some 500 youngsters "carte blanche at the park, including free rides on the merry-go-round and free admission to other attractions." The

---

9. Washington Herald, June 4, 1911, Glen Echo Park Company Press Book, 1911-1912, Cook Collection.

10. Washington Times, June 1, 1911, Glen Echo Park Company Press Book, 1911-1912, Cook Collection.

11. Ibid., June 13, July 6, 23, 1911, Glen Echo Park Company Press Book, 1911-1912, Cook Collection.

orphans day event became an annual outing at the park for more than twenty-five years.[12]

The Independence Day festivities featured an elaborate fireworks show. The Washington Times of July 3 described the preparations for this event:

> Glen Echo Park which this season is proving to be one of the most popular outdoor amusement resorts in Washington, will, according to present indications, tomorrow be the holiday rendezvous of a record-breaking crowd. The park's first Fourth of July celebration will consist of a fine program of such great variety as to insure pleasure for young and old alike.
>
> In the evening an exhibition of up-to-day pyrotechnics, representing an outlay of $1,000, takes place, starting at 8:30 o'clock. For a week the experts from this factory that plans the famous fireworks displays for the steel pier in Atlantic City, have been busily engaged transforming the spacious lawns fronting the Ferris wheel into a pyrotechnic amphitheater. The lengthy program embraces twenty-five numbers and includes several novelties that are certain to prove delightful surprises.[13]

The first annual celebration of "Montgomery County day" was held at Glen Echo Park on Wednesday, July 26. The park was open from 9 o'clock a.m. to 11 o'clock p.m. and special transportation was provided from Rockville. The program for the day was described in the Montgomery Press on July 21:

> At 1 o'clock the grand tournament will start and the entries for this event will be confined solely to bonafide residents of Montgomery county. The charge to the Knights will be delivered by Attorney W. Outerbridge Spates, while Mr. Andrew J. Cummings will make the presentation of the prizes. These prizes, consisting of a handsome English leather saddle, bridle, spurs and whip are now on exhibition in the windows of

---

12. Ibid., June 13, 14, 1911, and Washington Post, June 15, 1911, Glen Echo Park Company Press Book, 1911-1912, Cook Collection.

13. Washington Times, July 3, 1911, Glen Echo Park Company Press Book, 1911-1912, Cook Collection.

Poss and Ricketts in Rockville. Upon the conclusion of this event the baseball game for the championship of Montgomery County will start at 3 o'clock with the teams of Germantown and Gaithersburg as contenders. The individual players of the winning nine will be presented with handsome watch fobs. Both baseball teams, together with the King's Valley Silver Coronet Band, eighteen strong and attired in full regimentals, will leave Rockville on a special car at 10:30 for Glen Echo Park. Arrangements have been made for the King's Valley organization to give a continuous band concert and this should prove one of the real features of the celebration.

Aside from the tournament and carnival there will be a score of other contests.

These include a foot race in which the prizes are a watch, fountain pen and knife, a quoit pitching match and various other tests of skill. Only residents of the County will be eligible to compete for their prizes and a large number of entries have already been received. During the afternoon many of the half hundred attractive amusements that have made Glen Echo so popular with pleasure-seekers this summer will be operated mainly for the schoolchildren of the county. Through the courtesy of the park management free tickets have been provided on to the school trustees and teachers and the children will be entertained on the merry-go-round, the miniature railway and the huge Ferris wheel. They will also be welcomed at the "new midway" the spacious structure that houses the "human roulette wheel," the giant slides and some of the most laughable devices ever introduced for outdoor fun.

The festivities in connection with the crowning of the queens of the tournament will start in the handsome new open air dancing pavilion at 7:30 o'clock and the coronation address will be made by State Senator Blair Lee, Democratic candidate for governor. The dancing of the royal set will follow immediately afterward. In honor of the occasion the dancing pavilion, which is illuminated by 2800 incandescent lights, will be prettily decorated and a large crowd from Washington is expected to witness this feature of the celebration. Moving pictures in the open air amphitheatre, one of Glen Echo's features this season, are certain to claim the attention of many people during the evening, this exhibition starting at 8:30 and admission being free.[14]

---

14. Montgomery Press, July 21, 1911, Glen Echo Park Company Press Book, 1911-1912, Cook Collection, and Montgomery County Sentinel, July 21, 1911.

Problems arose between the Glen Echo town government and the Glen Echo Park Company in mid-July, and the controversy attracted widespread publicity. The common water supply of the park and town had run dry, being only a small spring-fed pond. Since the park should have been closed on Sundays according to the state blue laws Mayor Louis C. Witkowski requested that Schloss close the park on Sundays beginning July 31 to help conserve water. Strained relations ensued when Schloss resisted the mayor's request, and when Witkowski appeared at the park toting a revolver an altercation of fisticuffs with park personnel resulted. The mayor then retaliated by closing the park on the last Sunday in July, citing a strict enforcement of the Maryland blue laws. He also swore out warrants that resulted in the arrest of the park's 111 employees, 96 of whom were Glen Echo town residents. Schloss, in turn, made plans to reopen the park on Sunday, August 7, by holding religious services. Rev. Francis J. Lukens, superintendent of the Central Union Mission in Washington, gave an afternoon sermon in the dancing pavilion on the topic "Who Is My Neighbor?," and the Soldiers' Home Band presented three sacred concerts. During the evening a free moving picture representation of the Passion Play was narrated by Lukens. Despite the fact that all rides, attractions, and food concessions were closed, some 3,000 persons attended the religious services. The heated atmosphere surrounding the Sunday closure of the park, however, soon abated as officials worked out a compromise solution to the Witkowski edict, and by mid-August normal Sunday operations were resumed.[15]

During August Glen Echo Park staged a number of promotional events. These included a "prize waltzing contest" and "red-head night," the latter permitting "young ladies" whose hair was "red, auburn, titian, copper-tinted, or their corollary shades" to use all park attractions free of charge. Similar celebrations of "blonde" and "brunette" nights were

---

15. Washington Herald, August 7, 8, 1911; Washington Times, August 7, 1911; New York World, August 7, 1911; Baltimore Sun, August 7, 1911; and Washington Star, November 28, 1911; Glen Echo Park Company Press Book, 1911-1912, Cook Collection.

also scheduled. The nightly films attracted such crowds that the seating capacity in the outdoor amphitheater was increased.[16]

In late August Glen Echo Park featured diving exhibitions by the Hellkvists during the afternoon and evening. The diving events were described:

> Record-breaking crowds are nightly seen at Glen Echo Park, drawn there by the wealth of attractions and amusement devices that are provided in conjunction with the sensational free feature that is being offered every afternoon at 4 o'clock and at night at 8:45. At these hours the Hellkvists present their high-diving exhibitions, holding thousands of interested spectators at the big open-air theater, in the center of which is erected a seventy-five-foot specially constructed tower, from which these performers risk life and limb in their effort to thrill.
>
> The evening performances conclude with the suicidal-seeking and spectacular fire dive from the top of the structure into a tank of water five feet in depth, the tank and costumes worn by the intrepid artists being saturated with gasolene prior to their making the perilous leap for life.[17]

A Labor Day celebration was held at Glen Echo Park, kicking off a 10-day carnival and mardi gras festival. The festivities were described in the Washington Herald on September 10:

> Today will be a gala day in the Glen Echo Mardi Gras festival.
>
> All of the amusements will be going, and there will be four concerts by Mills' orchestra. This feature of the festival is free, as are also the moving pictures in the amphitheater and the shadow dancing sketch.
>
> Attendance at the park has been bigger the past three days, during which the carnival has been running, than it has all season. More than 4,000 young poeple attended the opening Thursday evening, and since then the attendance figures have increased with each succeeding day.

---

16. Washington Post, August 8, 1911, and Washington Times, August 8, 1911, Glen Echo Park Company Press Book, 1911-1912, Cook Collection.

17. Washington Times, August 24, 1911, Glen Echo Park Company Press Book, 1911-1912, Cook Collection.

> The festival will run all week, coming to a close Saturday with an evening of wholesome fun and frivility. Washingtonians have taken to the fun of confetti and paper ribbons with a wholeheartedness that has more than justified the park management in keeping the resort open.
>
> Monday evening the elimination prize waltz will be held on the pavilion. The judges will select the six best couples, who will be eligible to compete in the finals for a solid gold diamond-studded medal.
>
> Tuesday evening will be left more or less open, so that those attending can enjoy the evening as their individual tastes dictate.
>
> Wednesday evening the dancing pavilion will be cleared for sufficient time to determine the winning couple in the finals of the prize waltz for the diamond medal.
>
> An elaborate fireworks display has been prepared for Thursday evening. The set pieces will be fired in the lower end of the park, giving the advantage of a natural amphitheater for the benefit of the spectators.
>
> The final confetti carnival will be given Friday night and Saturday. There will be music practically all day by Mills' orchestra. The first concert will be given at 2:30 a.m. in the afternoon. There will be a second at 4:30, and two others in the evening at 7:30 and 9:30.[18]

The festival drew such crowds that park management determined to keep Glen Echo open one week beyond the scheduled season closure date of September 16. On September 23 the park finally closed after a seventeen-week season. The Washington Herald noted that after the gates were closed "a force of men will at once start in tearing down various popular features, clearing space for the erection of more modern devices for the amusement of Washingtonians during the summer of 1912." The newspaper observed:

> The financial success obtained this summer through operating the park under a liberal managerial policy under the direction

---

18. Washington Herald, September 10, 1911, Glen Echo Park Company Press Book, 1911-1912, Cook Collection. During the mardi gras showers of confetti greeted all entrants at the park gates, where each person was given a numbered tab that might be the key to a $25 prize. The couple finding identical numerals on their tabs were given $25 each.

of L.B. Schloss, proves that Washington will support a metropolitan outdoor amusement resort if conducted along lines of respectability.[19]

The 1912 Season

Glen Echo Park opened its second season on May 25, 1912, advertising itself as "The New Glen Echo Park." Throughout the winter a force of men, under Superintendent Frank Finlon, had been at work making improvements to the park. A new organ was provided for the merry-go-round. New crushed rock paths and roadways were laid, a new 2,000-foot, seven-dip scenic gravity railway or roller coaster (built by the Philadelphia Toboggan Company) having eight six-passenger cars was erected in the space formerly occupied by the hydraulic dive, and the ferris wheel was relocated near the park entrance and refurbished open-air motion picture "stadium." Further remodeling was carried out in the midway, the dancing pavilion was enlarged, and the Dip and miniature electric railway were improved. New steel boats with landing stages were installed, and a maze of distorting mirrors was added to the midway. A ladies' parlor was built near the entrance gate where a maid would be in attendance at all times. Sand piles, swings, and other playground equipment were installed near the parlor. Some 22,000 multi-color electric lights were installed to illuminate the park at night. Many of the old attractions were given a "new dress," and numerous small amusements were added.[20]

The opening of the park in 1912 was given due attention in Billboard. That periodical stated:

---

19. Washington Post, September 14, 1911, and Washington Herald, September 23, 1911, Glen Echo Park Company Press Book, 1911-1912, Cook Collection.

20. Washington Times, May 17, 22, 1912; Washington Post, May 26, 1912; and Washington Herald, May 26, 1912; Glen Echo Park Company Press Book, 1911-1912, Cook Collection. See appendix 7 for a detailed description of the new gravity coaster.

> Proving successful last season as a free gate resort, this policy will again be in effect, and with regulation park amusements and devices, a new scenic railway, with practically no opposition and excellent transportation facilities, this grove should maintain its lead as the recognized outdoor resort of the national capital. Improvements, entailing an expenditure of $30,000, have practically been completed, and with anything like favorable weather conditions through the summer, Glen Echo should fulfil the expectations of the management in paying a substantial dividend on its investment.[21]

Washington-area newspapers also publicized the new features and improvements at Glen Echo Park. Two articles are illustrative of the favorable publicity received by the park. The Washington Times of May 19, 1912, noted:

> Visitors who ride out to Glen Echo park on the opening day, which the management announce will take place on May 26, will find much to interest them in the improvements that have been made since last season. New roadways and paths of crushed stone lead to the various amusements, some of which are entirely new; others having been repaired, strengthened and otherwise improved. The new scenic railway, which has been built at a cost of $15,000, is one of the more astonishing of the new features. It takes visitors on a mile a minute ride through and above the trees, over seven thrilling dips, some of which are fifty-nine feet high. This is declared by the management to be the strongest and safest scenic railway in the country, all of the supporting posts having been set into solid concrete, and the curves having been thoroughly protected. The dip has been repaired and strengthened and the old auditorium is now transformed into a midway, where hair raising and ludicrous features await visitors. There is a human roulette wheel, a giant slide, twenty distorting mirrors, a treadmill and other attractions. The dancing pavilion with its smooth floor and capacious space, accommodating at a time over 1,000 dancers, will continue operation, under the plan inaugurated last season. Music for dancing will be furnished by the Mills Orchestra, and another musical attraction will be the sacred concert which is to be given on Sunday, May 26, by the Soldiers' Home Band, under the leadership of J. S. M. Zimmermann, which will give a continuous program from 2:30 o'clock until the park closes for the night. Among the many pleasing free features offered by the park management are to be found sand piles and swings for the children, together with the free moving picture theater,

---

21. "Amusement Park News," Billboard, 24 (May 25, 1912): 20.

> which will interest the children and the older people as well. This theater is situated not far from the dancing pavilion, and commencing at 8:30 there will be presented each evening three reels of the latest moving picture plays.[22]

Not to be outdone in its praise for the park the Washington Herald of May 18, 1912, observed:

> Because of its natural beauty, Glen Echo has long been the most attractive of all the summer resorts about Washington. . . . patrons will find improvements and additions that will enable the park to keep its position as the cleanest, best and most enjoyable place of amusement in or about Washington.
>
> Crushed rock roadways, blossoming flower beds and well kept lawns, and brilliant illuminations by night are only a few of the many efforts the management has made to make the park agreeable and convenient for visitors. The removal of the 80-foot Ferris wheel from an obscure position at the rear of the grounds to a point nearer the dancing pavilion, and within a few yards of the entrance gate, serves to brilliantly illuminate that section of the grounds which was formerly badly lighted.
>
> The dancing pavilion will continue operations under the same plan inaugurated several seasons ago, and which proved successful in drawing a desirable class of people to this popular resort. Manager Schloss will rigidly enforce the rule that no improper or questionable conduct will be tolerated in the dancing pavilion, or any other section of the park. As the admission to Glen Echo is free, the management reserves the right to eject any person whose conduct is at all annoying to the women and children to whom this amusement enterprise caters.[23]

The opening week brought record crowds to the park. Transportation to the park was improved over that provided in 1911 with the Washington

---

22. Washington Times, May 19, 1912, Glen Echo Park Company Press Book, 1911-1912, Cook Collection.

23. Washington Herald, May 18, 1912, Glen Echo Park Company Press Book, 1911-1912, Cook Collection.

Railway and Electric Company trolleys running on a two and three-minute schedule during the rush hours.[24]

Throughout the summer special attractions continued to bring crowds to Glen Echo. In June Mme. Caretta, who had just returned from the Orient accompanied by Zueva Casseen, a psychic, set up a "crystal gazing" attraction in the gypsy camp.[25] In late June the "flickering dance" was introduced in the dancing pavilion, superceding the "spotlight" in popularity.[26] A large fireworks show, costing $1,000, was displayed on July 4, under the direction of A. Cimarosi, proprietor of the Newfield, New Jersey, Pyrotechnic Company and former supervisor of the Atlantic City fireworks displays.[27] In mid-August a goat circus, featuring Alvaredo's trained goats, was brought to the park.[28] The park ended its season on September 8 after a special Labor Day celebration and a week-long carnival and mardi gras.[29]

In August 1912 Glen Echo Park authorities again ran afoul of local officials who began a drive to strictly enforce the Sunday blue laws. On the 4th, Montgomery County Sheriff Clifford L. Howard arrested 20 park employees, and the following Sunday arrested four employees when he found the carousel and photograph gallery still operating at the express command of Schloss who wished to test the constitutionality of the blue

---

24. Washington Times, May 28, 1912, Glen Echo Park Company Press Book, 1911-1912, Cook Collection.

25. Washington Herald, June 16, 1912, Glen Echo Park Company Press Book, 1911-1912, Cook Collection.

26. Ibid., July 2, 1912, Glen Echo Park Company Press Book, 1911-1912, Cook Collection.

27. Washington Times, June 30, 1912, Glen Echo Park Company Press Book, 1911-1912, Cook Collection.

28. Ibid., August 20, 1912, Glen Echo Park Company Press Book, 1911-1912, Cook Collection.

29. Ibid., September 5, 1912, Glen Echo Park Company Press Book, 1911-1912, Cook Collection.

laws in court. Thereafter, the park was closed on Sundays for the remainder of the season except for band concerts.[30]

The 1913 Season

The 1913 season at Glen Echo Park saw the introduction of one new major ride--the gyroplane. In an interview, portions of which were published in Billboard on March 22, 1913, the treasurer of the Washington Railway and Electric Company provided insight into the operations and financial success of the park. He stated:

> . . . . We have decided after investigating very carefully into the subject of operating an amusement park, that the only system to follow is a free gate and a few good, up-to-date rides, a good dance hall and everything owned by the park company. Following this policy, Mr. Ham's company are making a big success of Glen Echo Park. Last year they built a roller coaster, which earned exactly 100 per cent on its cost. They also built a dance hall, in which they charged five cents per dance, and on which they earned a trifle over 100 per cent on the cost.
>
> They are taking out one ride this year and putting in a gyroplane, with the idea that a good many of the parks which were most successful at one time are today being spoiled from having too many riding devices and other attractions, which cut up the business in such a manner that the receipts of each attraction are materially decreased, although the operating expense of each ride remains the same as it would be if there were only half as many attractions. The policy of Glen Echo Park is to take out one ride every time they put in a new one, and they expect to put in something new every year if there is material available for the purpose.[31]

---

30. Baltimore American, August 12, 1912; Baltimore Sun, August 12, 1912; Washington Times, August 12, 1912; Washington Post, August 12, 1912; Washington Star, August 19, 1912; and Washington Herald, September 4, 1912; Glen Echo Park Company Press Book, 1911-1912, Cook Collection.

31. H.G. Travers, "Novel Park Rides and Devices," Billboard, 24 (March 22, 1913): 30, 142. The gyroplane was installed and operated as a concession by the Washington Gyroplane Company, a firm managed by Walter P. Shaw. Glen Echo Park Company Voucher Checks, 1913-1915, Cook Collection.

The 1914 Season

The 1914 season at Glen Echo opened on May 23 with a crowd of 9,000 persons passing through the turnstiles. The Washington Herald of May 24 noted:

> Never in its history has the resort had a more auspicious opening. The dancing pavilion was the most popular place on the grounds. Since last season, the floor space has been enlarged and last night all of the extra room was needed.
>
> During the winter many improvements have been made, the most noticeable being the new exit. In the past cars were loaded and unloaded in the parking space just in front of the entrance. This year a new exit has been constructed and a gate system that keeps the crowds separated does much to prevent a crush and suffers insurance against accidents.
>
> Last night's crowd took in the resort from one end to another and the long lines in front of the various attractions waited patiently for a chance at the coaster, gyroplane and other amusements.
>
> With its entrance, flowers blooming all around, buildings glistening under their fresh paint and newly laid walks, Glen Echo is more picturesque and attractive than ever, and the first night of the 1914 season found everything in readiness for the opening.[32]

Earlier the newspaper had reported:

> All of the old attractions have been remodeled and in some instances rebuilt, and patrons of the carrousel, roller coaster, with its ride among the tree tops; Ferris wheel, gyroplane and other fun-giving devices will find them in the same old places. In addition the management has arranged for many new attractions, many of them to be included in the free admission.
>
> As the real big feature for the first week of the season the services of Howard Leslie Holt and Lillian Taylor, two of the best known exhibition dancers of the country, have been secured. Fresh from their triumphs on the Keith circuit this clever pair of dancers will be seen twice daily in the dancing pavilion in the exhibition of the tango, hesitation, maxixe, one-step and all of the modern dances.[33]

---

32. Washington Herald, May 24, 1914, Glen Echo Park Company Press Book, 1914-1916, Cook Collection.

33. Ibid., May 17, 1914, Glen Echo Park Company Press Book, 1914-1916, Cook Collection. In addition, newly-laid walks had been

The increasing popularity of Glen Echo Park received increasing publicity by the summer of 1914. Attendance at the park had averaged some 400,000 per summer during its first three seasons, more than twice the total white population of Washington (blacks were excluded from the park).

On July 25, the Washington Herald noted:

> The crowds which throng Glen Echo these weeks are convincing testimony of the popularity of this beautiful resort up the Potomac, where the air is clear and cool and the breezes are constantly on the job.
>
> The name Glen Echo has a refreshing lilt. It suggests shady dells and wooded hills, an oasis within easy reach of all purses and within but a short distance of all sections of the city.
>
> Glen Echo is an ideal all-day amusement and picnic park as well as the most popular place to spend the evening amidst delightful surroundings.
>
> Perhaps the most unique feature of the park is the playground for children. Everything that can possibly amuse them has been put in the section set aside as a playground.
>
> The picnic grounds is another important feature. This section of the big park has been called the "National Capital's Picnic Grounds," because 70 percent of the Sunday schools in the city hold their annual picnics there. The best of water, the most roomy of tables and benches, and the pleasantest nooks where little parties or big ones can seclude themselves and enjoy a lunch in the open in semi-privacy, if they like. . . .
>
> For those to whom the water has a strong appeal, a boat house has been provided, where canoes and rowboats can be had at small cost and the placid water of the canal with overhanging trees making it delightfully cool are a veritable watery "Lovers' Lane."[34]

---

33. (cont.) constructed and an enlarged playground had been provided for small children. Workmen also began demolition of the former chautauqua Hall of Philosophy, a process that would be furthered by fire in 1924.

34. Washington Herald, July 25, 1914, Glen Echo Park Company Press Book, 1914-1916, Cook Collection.

Two features of the park that had become institutions, according to the Washington Herald, were the candy and doll concession and the ice cream and refreshment operation. Jake Wolfman had run the candy and doll concession since 1911. The ice cream parlor sold ices, creams, and syrups that were made on the grounds under the supervision of Charles A. Winslow. A restaurant catered to evening dinner parties.[35]

Several special exhibitions were featured in August 1914. On the 2d complete returns from the Cleveland Indians-Washington Senators baseball game were shown at the park on a Rodier electrical scoreboard installed in the dance pavilion. The scoreboard was an exact duplicate of the one used in front of the Washington Post Building in the District of Columbia. Some 2,000 seats were set up in the pavilion for patrons to observe the board. Other special events were a District championship dance contest, a cluster diamond ring being given as the women's prize and a gold watch as the prize for the best female and male dancers. Marie Thebin gave afternoon and evening high diving exhibitions and fire dives at night.[36]

The 1915 Season

The 1915 season at Glen Echo Park was commenced on May 22 after a vigorous spring "Clean-Up, Paint-Up" campaign under the direction of

---

35. Ibid., June 28, 1914, Glen Echo Park Company Press Book, 1914-1916, Cook Collection.

36. Ibid., August 2, 1914, and Washington Post, August 23, 1914, Glen Echo Park Company Press Book, 1914-1916, Cook Collection. In 1914 a fire destroyed much of the stone arcade adjacent to the still extant chautauqua tower. A wood barn-like structure (known as the yellow barn) was erected by Superintendent Frank Finlon in its place, incorporating the remaining back wall of the stone arcade. From 1914 to at least 1926 portions of the yellow barn, as well as the second and third stories of the adjacent chautauqua tower, served as the residence of the Finlon family. Portions of the yellow barn also served as the park maintenance shop from 1914 until 1968 when the park closed. The first story of the tower became the office of the park watchman. This data is based on information given to the author of this study by Eleanor Beamer, the daughter of Frank Finlon.

Schloss. Among the new attractions was the showing of Hearst-Selig Weeklies in the open-air motion picture theater on Monday and Thursday evenings. A Skee-Ball game operation was introduced, and various new attractions were installed in the midway. The Charles Q. Mills orchestra was employed to perform in the dance pavilion, and Sunday concerts were provided by the Soldiers' Home Military Band.[37]

The 1916 Season

The 1916 season, which began on May 20, witnessed the installation of the Derby Racer, a ride that ran "from near the dance pavilion across the great ravine to the corner of the old Clara Barton homestead. . . . a distance of more than 3,000 feet." The ride, advertised as "the very last word in amusement devices," carried two trains of three cars each over some 29,081 feet of track, the power provided by a 100-horsepower motor. With the highest point of the structure seventy feet high, the eight dips, one of them sixty feet in depth, supplied a "multitude of thrills as the speed of the cars' increased." The racer was built by local union labor under the direction of its designer, John Miller, assisted by Frank Finlon, the park superintendent. The ride, which cost $50,000, replaced the gyroplane ride. E.J. Lauterback, representing the Glen Echo Derby Racer Company, personally supervised the ride's construction and would operate the ride under a concession contract with the park.[38]

While the Derby Racer was the main new feature at Glen Echo, local newspapers advised Washingtonians that, with the exception of the

---

37. Washington Herald, May 2, 16, 29, 1915; Washington Post, May 16, 20, 1915; Washington Times, May 16, 1915; and Washington Star, May 11, 1915; Glen Echo Park Company Press Book, 1914-1916, Cook Collection.

38. Washington Herald, May 14, 1916; Washington Post, May 14, 1916; and Washington Times, May 14, 1916; Glen Echo Park Company Press Book, 1914-1916, Cook Collection; and "Park News," Billboard 28 (May 27, 1916): 32. Further data on the operation of the Derby Racer may be found in an article in the Washington Times, May 20, 1916, a copy of which may be seen in appendix 8.

gyroplane, all of the old Glen Echo amusements and attractions were still available, some with recently-installed improvements. For instance, the Washington Times of May 14, 1916, announced:

> As in past seasons the rule of free admission will prevail at all times, and the open-air movies nightly, band concerts every Sunday afternoon and evening, and other free features will again be on the bill. Picnic parties will be welcome to use the spacious groves with the playgrounds and conveniences that make the park an ideal place for all-day outings.
>
> This year the service in the restaurant will be one of the features, with prompt service and an excellent cuisine, and new and more complete arrangements have been made for canoeing and boating. . . .
>
> In the big dancing pavilion Charles O. Mills will again direct a large orchestra for the dancers, and the floor will be in better condition than ever.[39]

The 1917 Season

The 1917 season at Glen Echo, which opened on May 19, saw a number of improvements and new attractions added to the park. As part of its annual "clean-up, paint up camgaign," the park, according to the Washington Herald of May 13, 1917, would "present the resort in a brand new dress at the opening." The dancing pavilion had been renovated and redecorated, thus allowing a 10-piece orchestra, composed of the city's best union musicians led by Charles O. Mills, to perform nightly. The Joy Jigger, a huge bowl-like ride that revolved at tremendous speed and was modeled after one installed at Coney Island the year before, was installed in the midway. The gravity railway, which had been overhauled at a cost of $7,000, was "speedier" and "dippier" than ever, and its price would be "six tickets for a quarter." The lighting system had been changed, its twenty-five thousand mazda lamps, with more than one million in combined wattage, designed to make the resort "a veritable

---

39. Washington Times, May 14, 1916, and Washington Herald, May 14, 1916, Glen Echo Park Company Press Book, 1914-1916, Cook Collection.

'blaze of glory.'" Other improvements included a larger children's playground and new music for the carousel, a ride "glittering in fresh paint." New refreshment booths and lunchrooms had been built, along with retiring and rest rooms for women. Sol Minster's big band was employed to perform Sunday afternoon and evening concerts.[40]

Opening day was attended by some nine thousand persons, among whom were a large contingent of military personnel from Fort Myer. One of the most crowded attractions of the first night was the renovated dancing pavilion. The new decor of the pavilion had been arranged by Harold A. Brooks, company engineer of the Potomac Electric Power Company. The hall was illuminated with reflected light. The interior was decorated with Japanese lattice and lanterns, mingled with patriotic effects.[41]

During the summer special musical events were staged at Glen Echo Park. Chief among these were Sunday band concerts by Antonio Celfo's band and the Soldiers' Home Military Band in July, and a one-week engagement in mid-July by the Marimba Band, a group of Guatemalan musicians that had been playing their native music at the Century Plaza and Ritz-Carlton in New York during the previous year.[42]

Despite the fact that the United States entered World War I in April, attendance at Glen Echo Park remained high throughout the summer. In August it was reported that some fifty thousand persons were visiting the park per week. Although Glen Echo had developed a reputation as a

---

40. Washington Herald, May 13, 20, 1917; Washington Times, May 13, 1917; and Washington Evening Star, May 13, 1917; Glen Echo Park Company Press Book, 1917-1923, Cook Collection. A Glen Echo Park advertisement appearing in the Washington Herald on May 20, 1917, may be seen on the following page.

41. Washington Herald, May 20, 1917; Washington Post, May 20, 1917; Washington Times, May 20, 1917; Glen Echo Park Company Press Book, 1917-1923, Cook Collection.

42. Washington Times, July 1, 15, 1917, and Washington Post, July 17, 1917, Glen Echo Park Company Press Book, 1917-1923, Cook Collection.

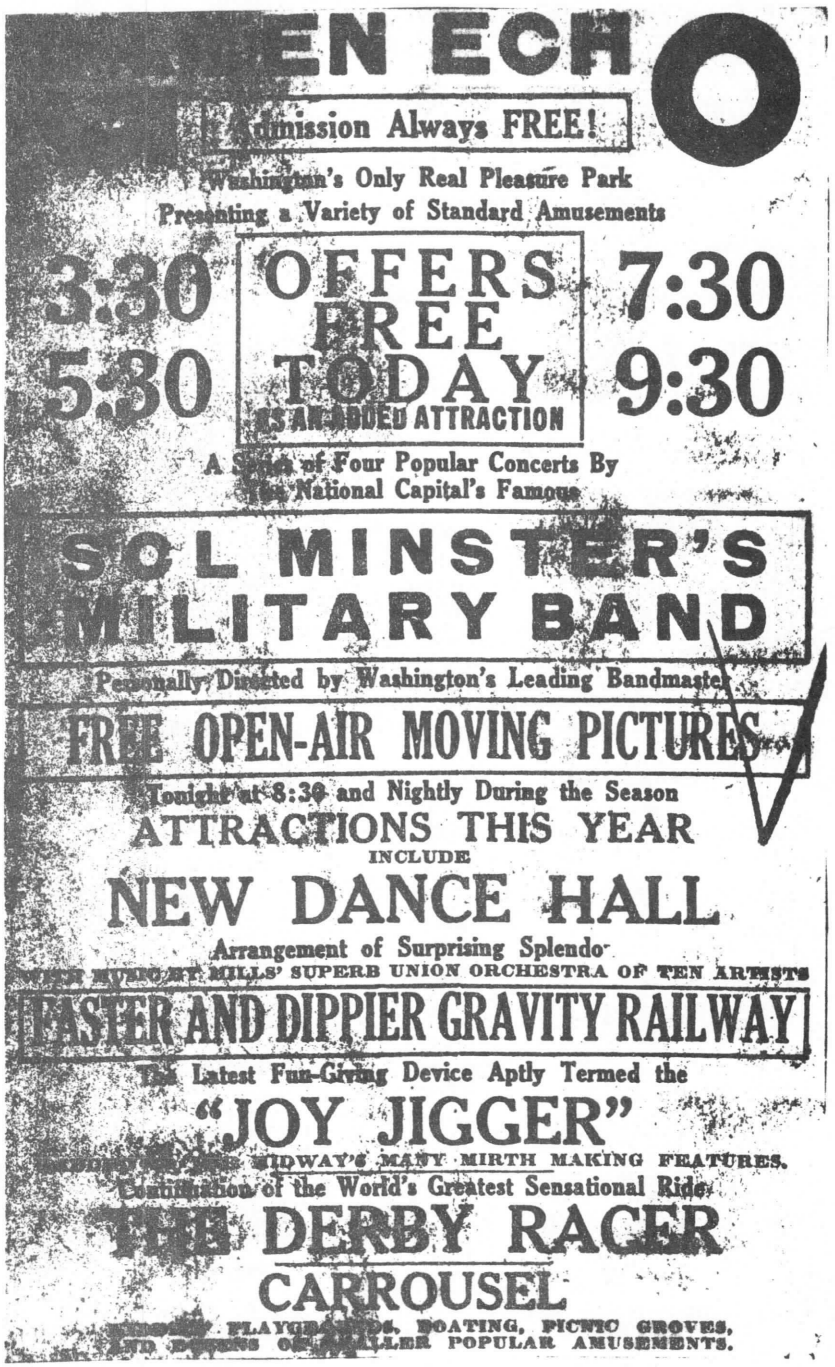

Washington Herald, May 20, 1917, Glen Echo Park Company Press Book, 1917-1923, Cook Collection.

family-oriented amusement center, social dislocation and tensions as a result of the war had its effect on the park. In late August, for instance, nine persons were arrested on charges of disorderly conduct and taken to Rockville where they were each fined $5 and legal costs.[43]

The 1918 Season

The 1918 season at Glen Echo, which began on May 18, featured a new attraction (operated as a concession by Joe Rossi), the whip, one of the most popular new rides in American amusement parks. The ride had been brought to Glen Echo from Coney Island on three trucks at a cost of more than $600, when wartime transportation restrictions prevented shipment of the 30,000-pound device by rail. The dancing pavilion was enlarged with a widened promenade to relieve the congestion of the previous year, and new decorations and lighting effects improved its decor. In the midway the Firefly was converted from a circle to a "figure eight" with dips and new cars, and a Barrel of Fun was also installed. Despite a labor shortage, which forced Schloss to employ a night shift for one week, the park opened on schedule "spick and span in its new dress of paint." Some ten thousand persons, including the "tired business man and the weary war workers" attended the opening day festivities.[44]

Tragedy struck at Glen Echo Park on June 23 when Joseph J. Hamel, a 43-year-old stonecutter from Washington, was injured after being thrown from a car on the scenic gravity railway and falling some 22 feet. Hamel, who had been sitting on the back rest of the car with his daughter, was

---

43. Washington Herald, August 14, 1917, and Washington Post, August 22, 1917, Glen Echo Park Company Press Book, 1917-1923, Cook Collection.

44. Washington Times, May 5, 12, 1918; Washington Herald, May 5, 12, 17, 19, 1918; Washington Star, May 5, 1918; Washington Post, May 5, 19, 1918; Glen Echo Park Company Press Book, 1917-1923, Cook Collection. An advertisement for Glen Echo Park that appeared in the Washington Post of May 19, 1918, may be seen on the following page.



Washington Post, May 19, 1918, Glen Echo Park Company Press Book, 1917-1923, Cook Collection.

thrown when rounding a curve. He suffered a shattered collar bone and compound fractures of the skull, one arm and wrist, and two ribs. He was taken unconscious to Georgetown University Hospital where he died the next morning.[45]

The 1919 Season

The 1919 season, billed as a "Glorious Galaxy of Gorgeous Gleeful Gayety," began at Glen Echo on May 19. The park, according to the Washington Times of May 17, 1919, featured:

> Buildings and amusement devices all wearing new dresses of paint, graveled walks, blooming flower beds and a wealth of great shade trees and green grass all help to make the park one of the beauty spots of the Capital, and at night its myriad of electric lights make it almost a fairyland.
>
> During the winter a number of improvements have been wrought in the old favorites that last summer amused so many thousands and gave the war workers so many hours of enjoyment. This year patrons will find fresh thrills in the derby racer and gravity railway, a new "snap" to the whip, and additional fun in the many devices that will make the midway again the gathering place for kiddies and grown-ups as well.
>
> For the dancers the huge open pavilion with its perfect floor, multi-colored lights and attractive decorations will offer every inducement and the ever-popular Charles Mills will preside over the big orchestra that will play nightly.
>
> For the kiddies, in addition to the playgrounds and the midway with its host of joy providers the carrousel, freshly decorated and with a number of mechanical improvements and brand new music, is ready to start, and the boating and canoeing, the doll racks, Japanese ball game and other regulation smaller amusements are all in readiness for opening on Saturday.
>
> Among the features that will be new to the old patrons of Glen Echo will be an up-to-date rifle range equipped with the latest

---

45. Washington Evening Star, June 24, 1918; Washington Times, June 24, 25, 1918; and Washington Post, June 25, 1918; Glen Echo Park Company Press Book, 1917-1923, Cook Collection.

stationary and moving targets, and what the management claims to be the finest soda fountain and refreshment parlor in any amusement park of that country.[46]

The 1920 Season

The 1920 season at Glen Echo, which opened on May 15, featured two new attractions. These were the Old Mill ride, and Hilarity Hall, a name given to the old midway that had been modernized with eight new fun devices. The midway, which had been operated by Thomas J. Mulligan as a concession since 1911, was modernized by the C.C.C. Company. The Old Mill, constructed by Lauterback and Russell and operated as a concession by O.M. Mullineoux, was a scenic water ride in which water, propelled by a wheel, wound through dark passageways and a dozen scene sheds, artistically presenting views of various countries. Six-passenger boats carried people through the winding waterways. The ride was designed by John Miller and constructed under the direction of General Manager Schloss at a cost of $40,000. In addition to these two new attractions, the park continued operation of five big rides: the Derby Racer, the gravity railway, the whip, the carousel, and the Firefly.[47]

The 1921 Season

The 1921 season at Glen Echo, which opened on May 14 with a crowd of some seventeen thousand persons in attendance, featured three new major attractions as well as a thoroughly rehabilitated park. The Montgomery Press of May 6, 1921, stated:

---

46. Washington Times, May 11, 1919, Glen Echo Park Company Press Book, 1917-1923, Cook Collection. Also see Washington Post, May 11, 1919, and Washington Herald, May 11, 1919, Ibid.

47. Montgomery Advocate, May 14, 1920; Washington Evening Star, May 17, 1920; Washington Times, May 16, 1920; and Washington Herald, May 16, 1920; Glen Echo Park Company Press Book, 1917-1923, Cook Collection. Also see Glen Echo Park Company Cash Book, 1920-1926, Cook Collection.

> Never before between seasons have such sweeping changes been made. As usual, of course, the "clean-up, paint-up" campaign has been carried on with thoroughness and freshly laid walks and blooming flowers will be found on every hand. Myriads of incandescents, twinkling on all sides, again make the park in its setting of green trees a veritable fairyland. But the real change will be found in the new features, three brand new big ones.

The three new attractions included a new Coaster Dips ride (built by Carl Vicory), the latest model Dentzel carousel (Philadelphia firm of Gustav and William Dentzel, one of America's most prominent carousel makers) housed in a specially-constructed modern building with a separate Wurlitzer organ (see photographs in architectural/engineering data, pages IV-115 to IV-133), and a new dancing facility, the former pavilion having been converted into a screened ballroom with indirect lighting through silk coverings and a balcony for onlookers. The three attractions were described:

> Coming into the park through the main entrance, the first change noticable is the entrance to the new ride that has taken the place of the beloved old Gravity. This is the coaster dip, a speed ride par excellence, fast enough to satisfy the most exacting but with nothing to make the most timid visitor shy away. The new ride is about 3000 feet long and trains three cars each will speed over its seven steep "dips" and around its sharp curves at exhilirating speed, winding up with a long straight-away that enables the trains to reach the unloading platform almost before the speed seems diminished.
>
> Swinging off to the left, the visitor is confronted by the new carrousel, the finest ever manufactured and enclosed in a specially constructed building, which like the new coaster ride, was designed and built by Frank M. Finlon, the park superintendent. The building is circular, 90 feet in diameter, with a dome that has no inside posts supporting it, a novelty in carrousel buildings. The carrousel is the latest model of the Dentzel type, 50 feet in diameter, and its galloping chargers will include not only the proud horses of former years but all sorts of animals, three abreast for the youngsters to choose from. A new Wurlitzer band organ, separated from the carrousel, will supply the music without which no merry-go-round is complete. Seventeen hundred electric lights on the carrousel gleaming on the gold, silver and bronze leaf decorations will flood the whole building with light.

> Just beyond the visitor will see the park ballroom looming up with rows and clusters of incandescents making it the beauty center of the resort.
>
> The old dance pavilion has been transformed so completely as to have lost its identity. The modern method of operation will be in effect this season. No more will the ticket takers collect the five cent fare for each dance but a fixed charge of 25 cents for ladies and 50 cents for men, seventy-five cents a couple, will be charged. There will be but one entrance, but return admission cards will be issued to those who do not desire to dance every number, and a balcony overlooking both the ball room and the park has been constructed for the spectators as well as those "sitting out" certain numbers. Indirect lighting with the light softened through silk covered panels of different shades will be used. An entirely modern orchestra under the leadership of A.L. Oehmann, probably the best known dance music leader in Washington, will supply the music.[48]

Tragedy again struck Glen Echo Park on July 4, 1921, when James A. Stanholtz, a 32-year-old park employee, was thrown from a car on the Coaster Dips and killed. Stanholtz had worked at the park until 1920 when he took a job with the Public Health Service at the Naval Experiment Station. He had contracted bubonic plague, and after treatment in the Naval Hospital he returned to work at the park the week before his death. Reportedly, Stanholtz stood up as the car was dashing down the sharp incline and was suddenly catapulted from the car, his body being thrown some 100 feet from the frame structure. After receiving first aid from park nurses, he was rushed to Georgetown Hospital where he died the next morning.[49]

---

48. Montgomery Press, May 6, 1921, Glen Echo Park Company Press Book, 1917-1923, Cook Collection. Also see Washington Evening Star, May 1, 15, 1921; Washington Post, May 1, 1921; Washington Times, May 1, 8, 1921; and Washington Herald, May 8, 15, 1921; Ibid. Also see U.S. Department of the Interior, National Park Service, National Register of Historic Places Inventory--Nomination Form, "Carrousel at Glen Echo Park," prepared by Gary Scott and Nicholas Veloz, March 25, 1980, for more historical and architectural data on the carousel. A copy of the Glen Echo Park advertisement appearing in the Washington Herald of May 15, 1921, may be seen on the following page. A description of the Coaster Dips ride, as found in the Coaster World, January 1981, may be seen in appendix 9.

49. Washington Times, July 5, 1921, Glen Echo Park Company Press Book, 1917-1923, Cook Collection.



Washington Herald, May 15, 1921, Glen Echo Park Company Press Book, 1917-1923, Cook Collection.

The 1922 Season

A variety of innovations and new attractions were on display when Glen Echo Park, described in Billboard as the "biggest outdoor attraction around Washington," opened its 1922 season on May 13. The big Coaster Dips was enlarged and made 1,000 feet longer and "much speedier." By adding "two big 'dips' with an 85-foot drop, and smaller ones in proportion to the grade," the three cars travelled over a course nearly 4,000 feet in length. The modified structure had passed a safety inspection by the United States Fidelity and Guaranty Company.

A new $4,000 organ constructed by the Berni Organ Company was installed in connection with the carousel. The Rocking Pigs had been installed in the midway, and the whip, Derby Racer, Old Mill, and lesser attractions had been renovated and improved. Refreshment stands were under the operation of new managers, and more than 500 tons of limestone screening had been used to restore the park walkways.[50]

In June 1922 two separate accidents on the Coaster Dips resulted in the death of a Baltimore resident and a broken leg for a Rosslyn, Virginia, man. John Chase, a 27-year-old Baltimore resident, stood up in the speeding coaster as it took a 30-degree decline. Thrown from the car, he was dragged some 260 feet before the weight of his body stopped the coaster just as it approached a sharp curve. He was rushed unconscious to Georgetown University Hospital in a sheriff's automobile, but died several days later. The string of accidents on the Coaster Dips prompted park officials to point out that regulations were printed on the cars as well as the structure warning passengers to stay seated.[51]

---

50. "Parks, Piers and Beaches," Billboard, 34 (May 27, 1922): 68, and Washington Post, April 30, May 7, 14, 16, 1922, Glen Echo Park Company Press Book, 1917-1923, Cook Collection. A copy of the Glen Echo Park advertisement appearing in the Washington Post of May 7, 1922, may be seen on the following page.

51. Washington Times, June 27, 30, 1922, Glen Echo Park Company Press Book, 1917-1923, Cook Collection.



Washington Post, May 7, 1922, Glen Echo Park Company Press Book, 1917-1923, Cook Collection.

After the season ended in September, Glen Echo Park was used by the Safety First Films Production Company to film the first of a series of comedies. The principal actors in the film made at Glen Echo were Louise Gadke and an unknown Washington screen actor.[52]

The 1923 Season

A variety of improvements were carried out at Glen Echo Park during the winter of 1922-23, preparatory to the 1923 season which opened on May 12. The principal new attraction was the Skooter which was purchased from William H. Dentzel of Philadelphia and installed in a "specially-built open air type building designed by Lusse Brothers of Philadelphia" (see photographs in architectural/engineering data, pages IV-134 to IV-140). The building was located in the space formerly occupied by numerous stands between the whip and the ballroom. The cost of installation and equipping the building was $30,000. The ride (operated as a concession by James Willour), which featured 25 two-passenger Skooter cars operated by elecricity, over a steel floor, was the second of its kind to be installed in the United States. The first had been erected in Woodside Park in Philadelphia. The ride was

> easily operated by children or adults. The operator merely pulls a lever; and the car "scoots" off in all directions, being turned and twisted at will. It is made of heavy materials, is non-collapsible, and is declared to be perfectly safe, although half the fun of scooting comes from collisions with other cars, the passengers being protected by heavy rubber, which goes all around the car. The sides of the pavilion are lined with spring boards so that the "Scooter" promptly shoots back to its course in case the operator starts "jay driving". . . .

Improvements were also made to a number of older attractions. New pieces were added to the carousel organ, along with new paint, a color system, and more electric lights. Two steep dips were added to the

---

52. Ibid., August 8, 1922.

Derby Racer, thus putting it on a par with the Coaster Dips. Some $5,000 in improvements was made to the midway, including installation of a new lighting system and four devices: Crossing the Ice, Whirl-i-gig, Live Lobster Pit, and a new Roulette Wheel, which had been raised to the floor surface. The Rocking Pigs and the Firefly were improved, the latter rebuilt to make it speedier. A new boathouse, wharf, and boats were constructed for those who desired "to paddle the nearby waters." A military band organ was added to one of the sheds in the Old Mill ride. The maple floor of the redecorated ballroom was resurfaced to look like "glass". More than 500 tons of limestone screening were placed on the park walks, and a profusion of flower beds were planted.[53]

The 1924 Season

The 1924 season at Glen Echo opened on May 10. The following month, on June 22, the Washington Post printed an article describing the park's features:

> The management evidently has given the devotees of dancing just what they want this season with the new orchestra of ten which plays nightly from 9:30 until 11:00 o'clock in the big open ballroom. Jazz as never given before is promised by these musicians who use 12 different instruments. The floor is glass like and the building is entirely screened. Sixty electric fans and the location on the top of the hill overlooking the upper Potomac assure a delightful place to dance.

---

53. "Parks, Piers and Beaches," Billboard, 35 (June 2, 1923): 79; and Washington Post, May 10, 13, 1923, Washington Evening Star, April 29, 1923, and Washington Herald, May 6, 22, 27, 1923, Glen Echo Park Company Press Book, 1917-1923, Cook Collection. A copy of the Glen Echo Park advertisement appearing in the Washington Star of May 6, 1923, may be seen on the following page. Also see Glen Echo Park Company Cash Book, 1920-1926, Cook Collection.

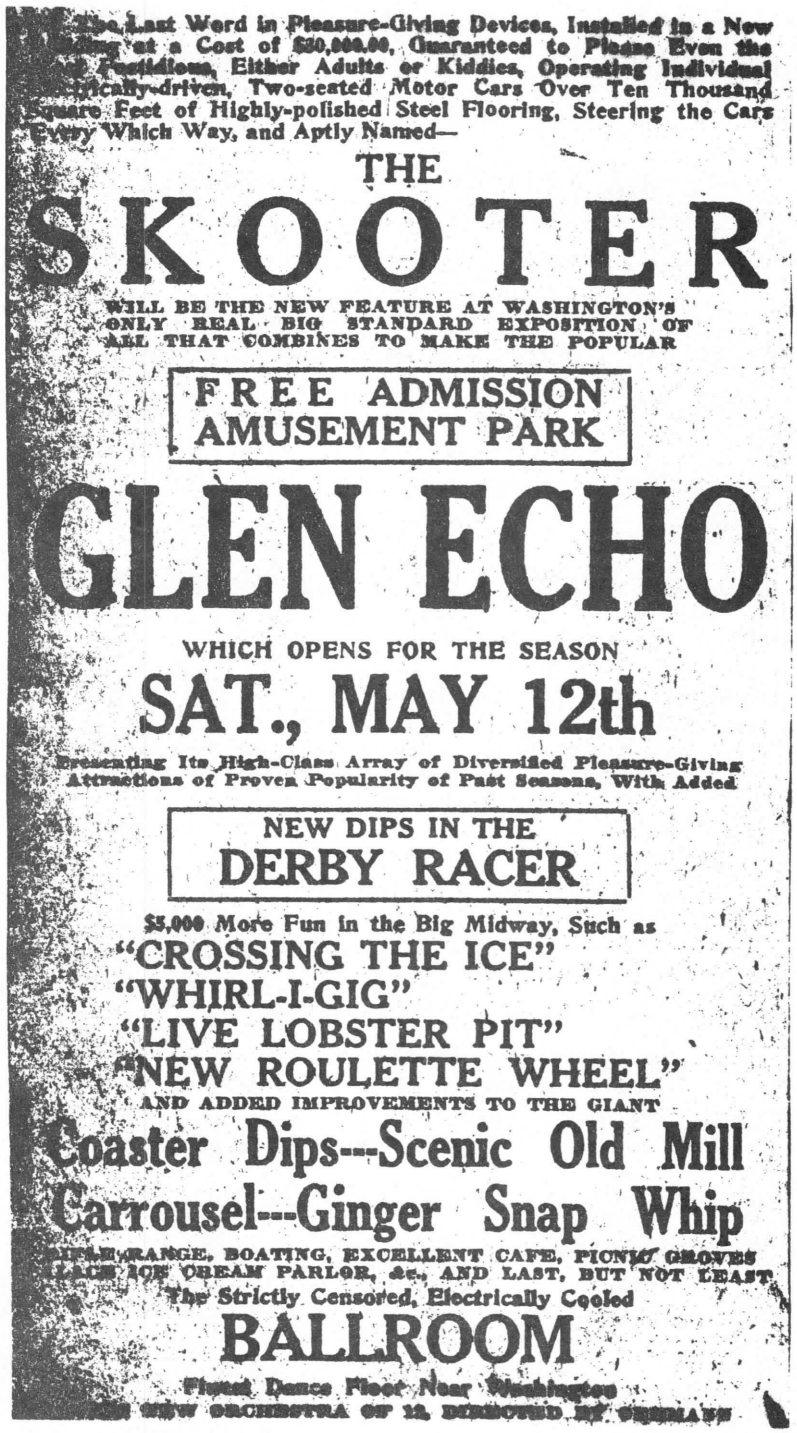

Washington Star, May 6, 1923, Glen Echo Park Company Press Book, 1917-1923, Cook Collection.

> The amusements--and there are some. The "skooter," which was installed last season, heads the list again this year for popularity. Twenty-five, two-seat cars electrically driven and guided by the occupant promise more fun than one has seen in many days. These cars are padded with large rubber bumpers, are correctly balanced, and are absolutely harmless, as either adult or child may operate one.
>
> Then there are the two big rides--the coaster dip with its 4,000 feet of thrills and numerous drops some of them 35 feet, and the derby racer, a two-car train which races through space, giving thrill after thrill. Crowds are always in evidence on these two devices. The whip, the old mill, and the carrousel offer less strenuous rides, but are never without their patrons. The giant midway which houses two score fun features will give the excursionist a whole evening's fun under one roof. There are such devices as the whirl-a-gig, crossing the ice, rockling pigs, live lobster, kiddie car, slides and many others to give a continuous fount of fun. From one end of the park to the other, shady nooks abound, where picnickers may find tables and other conveniences for their luncheons. Cool, sparkling spring water flows near at hand. Admission to the park is always free.[54]

The 1925 Season

The 1925 season at Glen Echo opened on May 16 with some 10,000 persons in attendance. New features at the park were described in an article in the Washington Times on May 2:

> A new ballroom costing $10,000 is nearing completion [see photographs in architectural/engineering data, page IV-145]. "Happy" Walker and his Golden Pheasant Band will furnish the music for dancing from 8:30 to 11:30 every weekday evening.
>
> Second in importance will be the new riding device, "The Frolic." Director Leonard B. Schloss terms it a parabolic, centrifugal thriller, the most eccentric ride in the world. The cars go two ways at once--in and out--as if on a hinge, while they are spinning madly around in a circle driven by a powerful motor (60 horsepower).

---

54. Washington Post, June 22, 1924, Glen Echo Park Company Press Book, 1924-1925, Cook Collection. During the winter of 1923-24 the walks in the park had been regraveled and all buildings and rides had been repaired and repainted. An enlarged parking area was laid out by the Corson and Gruman Company, paving contractors. Washington Post, May 8, 18, 1924, and Washington Star, May 12, 1924, Ibid.

> The Big Dip, the Derby Racer, The "Skooter," the Old Mill, the Whip will again offer thrills and amusement this season as will the Carrousel, the delight of the kiddies and many grown-ups as well. The Midway has had several new installations, one in particular being a continuous "boat on land" trip that promises to become quite popular with kiddies and adults alike. In one of the buildings will be found a "penny arcade" with over one hundred machines presenting the latest in attractions of this kind. Throughout the park a general clean-up and paint-up has been waged, added picnic facilities have been made in the beautiful picnic groves that are enjoyed by so many families during the summer; new tables and benches have been installed, as well as several summer houses. There will be no boating at the start of the season but it is expected by June 1.[55]

The 1926-1929 Seasons

Glen Echo Park continued its seasonal May-September operations during the 1926-29 seasons under the management of Schloss.[56] Park buildings and rides continued to be painted, reconditioned, and improved, and the grounds refurbished each winter. For instance, extensive improvements were carried out on the coaster in preparation for the 1926 season.[57] As in earlier years the park management attempted to advertise the amusement center as a responsible modern family resort with none of the

---

55. Washington Times, May 2, 1925, Ibid. Also see Washington Herald, May 18, 1925; Washington Post, May 14, 1925; and Washington Times, May 9, 18, 1925; Ibid. Some 200 tons of limestone screening were placed on the park walks during the winter of 1924-25.

56. Ronald Vines, a long-time resident of Glen Echo, began working at the park in 1924 at the age of fifteen. In 1978-79 he wrote some of his reminiscences of the park during the 1920s in The Echo, the Glen Echo town newspaper edited by Carlotta Anderson.

57. "Parks, Piers and Beaches," Billboard, 36 (May 17, 1924): 81; "Amusement Parks," Billboard, 37 (April 25, 1925,): 83; and Glen Echo Park Company Cash Book, 1920-1926, Cook Collection. By 1925 five attractions were operating as concessions in the park: the Derby Racer and Old Mill by O.M. Mullineoux; the midway by Thomas J. Mulligan; the the whip, by Joseph Deebo; and the Skooter by Harold Finlon. See appendix 10 for a list of park receipts during 1920-25.

objectionable features that had been associated with such parks in earlier years. In 1927, The Book of Washington, published by the Washington Board of Trade, printed the following brief description of the park:

> With the birth of the present Glen Echo Park in 1911 there sprang into existence a wave of reform in summer amusements, expelling the irresponsible and loosely conducted so-called out-door resorts in the vicinity of the National Capital, and materializing the highest, brightest and most enjoyable form of dispelling summer ennui.
>
> Glen Echo is now an elaborate example of the modern type of summer amusement park, presenting recreation of a high grade caliber through the medium of its wealth of attractions in a setting of scenic splendor.
>
> Each and every one of the varied amusements is entirely devoid of objectionable features, and strict compliance with the rules of good conduct is at all times demanded of patrons. This combination of high standard principle of operation has tended to create an air of positive refinement throughout the entire area of the twenty-five acres of ground comprising this magnificent recreation center. Throughout, it is conducted as a family resort, where ladies and children unescorted are afforded as much protection as in their own homes.
>
> Reached by a delightful trolley trip along the banks of the historic Potomac River, the Washington Railway and Electric Company maintains a splendid through car service for the accommodation of patrons direct to the entrance of the park and for the homeward journey.
>
> There is no admission charge to enter beautiful Glen Echo Park, which is open daily from 10 A.M. until 11:30 P.M.
>
> At Glen Echo, everything combines to add to the pleasure of visitors, making it the ideal spot for outings for either large or small numbers of recreation seekers desirous of getting together for a day in the country, forgetful of the stress of business and household cares.[58]

The 1929 season, which began on May 11, received considerable attention in Billboard. In the issue of May 25, for instance, it was noted:

---

58. Cleland C. McDevitt, The Book of Washington (Washington, 1927), p. 247.

> The 19th season got underway as usual with Director Leonard B. Schloss on the bridge. He states there will be many surprises for patrons this year that will add to the popularity of this nationally known resort, which enjoys an enviable reputation for clean and wholesome amusement . . . .
>
> A carefully selected staff of 200 employees has undergone extensive training in the respective duties at the various rides and attractions to insure proper operation.
>
> New landscape gardening and a different arrangement of the flower beds will add to the natural beauty of the resort this year.
>
> The entire park, in fact, has been renovated, all of the amusements improved and made more enjoyable and illumination has been called upon everywhere to make the resort a great white way of fun and frolic.[59]

The 1930 Season

Several innovations and new attractions were introduced at Glen Echo Park when it opened on May 10, 1930. A new Brainerd electric fountain had been installed during the winter and among the new rides was a larger ferris wheel. David McWilliams' nine-piece orchestra was engaged to furnish music in the ballroom for the 1930 and 1931 seasons. In an effort to encourage visitation via automobile, parking charges which had previously been 25 cents per vehicle were reduced to 15 cents. Efforts were also made to increase organizational use of the park for picnics.[60]

The 1931 Season

A number of new attractions were introduced at Glen Echo Park when it opened for the season on May 9, 1931. Among the most popular

---

59. "Leonard Schloss Opens Famous Glen Echo," Billboard, 41 (May 25, 1929): 78.

60. "Glen Echo Opens May 10; Parking Charge Reduced," Billboard, 42 (May 3, 1930): 62.

innovations was the Dodgem, featuring front-wheel drive cars. Other new installations included the "Aeroplane Swing, an impressive coaster, new penny arcades and Whip."[61]

The most prominent new attraction of the 1931 season at Glen Echo, however, was the new Crystal Pool which was opened during the summer (see photographs in architectural/engineering data, pages IV-141 to IV-144). Ground was broken for the pool on February 20. The pool and related structures, which cost in excess of $200,000, were constructed by the Washington firm of Skinker & Garrett from plans developed by Alexander, Becker & Schoeppe, Inc., Architects & Engineers, of Philadelphia.[62] The pool was erected on the site of the former Derby Racer and was designed to adjoin the ballroom. The pool, which was to accommodate 3,000 bathers at one time, was divided into four sections for general swimming, deep water swimming, diving, and a shallow, wading area (15 x 25 feet) for children. The main pool had a "big rest float," modern high and low diving platforms, a large water slide, and a refreshment stand within the enclosure. A sand beach, more than 10,000 square feet in area, adjoined the pool and featured umbrellas and chairs for loungers. The pool building development included a shaded observation pavilion from which spectators could witness water sports below, and steel lockers, bath house dressing booths, and inside and outside showers for 3,000-4,000 swimmers. The general swimming area

---

61. "Washington Season Opens," Billboard 43 (May 23, 1931): 40.

62. The contract for the design of the ballroom was awarded to Alexander, Becker & Schoeppe on March 11, 1931. This firm apparently designed similar complexes in Woodside Park and Sylvan Hall in Philadelphia. Born on November 27, 1890, in Philadelphia, Schoeppe was a graduate of Northeast High School and received a certificate of proficiency in architecture from the University of Pennsylvania in 1913. Two years later he graduated from Massachusetts Institute of Technology with a B.S. in architecture. In 1920, he became a registered architect in the Commonwealth of Pennsylvania with offices in Philadelphia located first at 1437 Spruce Street and later at 1602 Spruce Street. Schoeppe died on October 18, 1943. This biographical data on Schoeppe was supplied to the author of this report by William H. Brabham, historian, George Washington Memorial Parkway.

featured an electric water fountain with rainbow lighting at night, blue-white floodlights, and underwater lighting, as well as an elaborate filtration system that poured 1,500,000 gallons of purified water through the pool every 24 hours. The filtration system, which filtered the entire 500,000 gallons of pool water every eight hours, was reported to be "a model of science and efficiency and one of the finest in the United States." Lloyd Hickman, a well-known George Washington University football star, was placed in charge of the pool and lifeguard crew.[63]

The 1932 Season

On February 24, 1932, some ten weeks before the season opened at Glen Echo, fire demolished the old park boathouse, a frame and stone structure. Volunteer firemen from Bethesda, Chevy Chase, Glen Echo, and Cabin John prevented the fire from spreading to the adjacent small woods which extended to the new swimming pool. It was presumed that the blaze started as a result of careless use of fire by "tramps" who frequently sought refuge in the unoccupied building during the winter months.[64]

---

63. Washington Evening Star, February 21, 1931, and Washington Post, May 26, 1940, Vertical Files, Glen Echo, Washingtoniana Collection, MLK Library. The specifications for the pool, entitled "Specifications for Swimming Pools & Buildings to Be Built at Glen Echo Park, Glen Echo, Maryland, For the Washington Railway and Electric Company," (1931), are on file at Glen Echo Park in the custody of Nancy Long, the Glen Echo town archivist. Also see Washington Herald, July 31, August 7, 1936; Montgomery Press, May 22, 1936; and Government Standard, May 22, 1936; Glen Echo Park Company Press Book, 1936. The National Park Service has fourteen construction drawings of the Crystal Pool, the originals of which are on file at the National Capital Region Office. The drawings are available on microfilm at the Technical Information Center of the Denver Service Center.

64. Washington Times, February 24, 1932, Vertical Files, Glen Echo, Washingtoniana Collection, MLK Library.

The 1933 Season

The newest attraction at Glen Echo Park when its 1933 season opened on May 6 was the Spanish ballroom, a new $50,000 structure designed by Alexander, Becker & Schoeppe of Philadelphia and constructed by local organized labor (see photographs in architectural/engineering data, pages IV-146 to IV-158). The structure, built on the site of the earlier dance pavilion, was of Spanish mission-type architecture and contained 7,500 square feet of dance area. The entire building (concrete, stucco, and steel construction) was 90 by 145 feet and was designed to accommodate 1,800 dancers. At one end of the dance hall was a stage with adjacent music and rest rooms, and the dance floor was bordered by corridors, covered walks, a refreshment area, coat room, and lobby. New and spectacular lighting effects "were provided in the interior" by equipment installed in a specially constructed cove and in window recesses.[65]

Following its completion, the ballroom received nationwide publicity in Billboard. Noting that the structure would "not detract from anything at the Chicago Exposition," the periodical stated that attendance at the park had increased because of this "substantial" improvement by Schloss:

> Of Spanish effect, with modern vari-colored lighting subdued into a harmonious blending of color most pleasing in effect. He gives them good music and a reasonable admission charge. Needless to say that he draws a fine class of people.
>
> From the rear veranda of the dance hall his modern swimming pool and ample beach show to advantage and lend a cooling atmosphere to the surroundings. The rest of the park is taking on the same modernistic motif. It all shows progress, which his people appreciate in increased patronage.[66]

---

65. Washington Times, April 22, 1933, Vertical Files, Glen Echo, Washingtoniana Collection, MLK Library. The National Park Service has eleven construction drawings of the Spanish ballroom, the originals of which are on file in the National Capital Region Office. The drawings are available on microfilm in the Technical Information Center at the Denver Service Center.

66. R.S. Uzzell, "NAAP: Manufacturers and Dealers' Section," Billboard, 46 (June 9, 1934): 39, 43.

One of the first publicity-seeking events to be held in the new ballroom was a contest, extending from August 1 to 19, to select Washington's "Miss Personality." The winner was rewarded with a visit to the Chicago Century of Progress "Hollywood studios" for a talkie-screen test. This placed her in line for a chance to be named "Miss Universal" and awarded a salaried contract to appear at Universal City, California, in motion pictures. Vote coupons enabling the public to vote for "the girls" favored as "Miss Personality" were given with each paid admission to the ballroom during the contest.[67]

The 1933 season also witnessed the beginning of a tradition that would be observed for many years. The Washington Evening Star sponsored a day at Glen Echo for its carrier boys who were transported to the park by streetcar with their fares paid by the newspaper. Each boy was given a free strip of tichets to enjoy the attractions. An average of 2,500 boys participated in the event each year during the next fifteen years.[68]

The 1934 Season

During the 1934 season General Manager Schloss determined to develop an open-air live performance theater at Glen Echo. Efforts were begun to line up local talent for the scheduled performance of "As You Like It" in August. Joseph N. Starkey, a surveyor and civil engineer from Rockville, was hired to prepare plans "for transforming the Sylvan Glen into an orchard and Forest of Arden." The plan submitted by Starkey called for a general layout providing for removal of numerous sycamore and oak trees on the property at a cost of more than $5,000. Hence Schloss was forced to call off the production as well as the effort to create an outdoor theater.[69]

---

67. Washington Herald, July 31, 1922, Vertical Files, Glen Echo, Washingtoniana Collection, MLK Library.

68. Washington News, August 7, 1947, Eichberg Collection.

69. Washington Evening Star, July 20, 1934, Vertical Files, Glen Echo, Washingtoniana Collection, MLK Library.

The only fire insurance company inspection and map of Glen Echo Park that could be located during research for this report was one made by the firm of Marsh & McLennan in July 1934. A copy of the inspection summary and map may be seen in appendix 11.[70]

The 1935 Season

The 1935 season at Glen Echo attracted ever-increasing crowds, aided in part by completion of the new Massachusetts Avenue extension from Washington in early July. The new road led directly into Conduit Road at the park where a new 3-acre, 800-car parking field was located. The new roadway shortened the distance to the park from Washington by two miles. A special entrance led from the parking area to the amusements. Parking fees were set at ten cents per automobile to encourage further visitation via automobile.

The opening of the Massachusetts Avenue extension led to one of the biggest Fourth of July celebrations in the history of Glen Echo as some 18,000 people visited the park and the pool attracted some 6,000 swimmers. On July 6 the Washington Times described the popularity of the park:

> Approaching the peak of the outdoor amusement season, Glen Echo Park with its trained personnel of more than 200, remains the ideal playground for Washingtonians. Before the park closes in September it is expected that 700,000 fun-seekers will pass through the turnstiles at this free admission recreation center on the banks of the Potomac.
>
> Prominent among favorite features providing genuine recreation are Crystal Pool, with accommodations for 3,000 swimmers; the Spanish Garden Ballroom, where 1,500 couples dance on week nights to the lilting strains of David McWilliams' 12-piece orchestra; the Coaster Dips offering thrilling three-minute rides

---

70. The inspection summary and map were made available to the author of this report by Robert A. Truax, a photographic consultant with the Columbia Historical Society, from his private collection.

amid the treetops; the Pretzel, Glen Echo's new twisty, spooky ride; the Old Mill with a dozen major surprises, the Airplane Swings that vie with speedy transcontinental planes; the Carousel where young and old enjoy exhilarating thrills; the Whip, which lives up to its reputation of previous seasons, and the Dodgem, those gliding, sliding cars that offer fun galore. All are brought handily together at Glen Echo and operate with the maximum amount of efficiency.

Running a close second in popularity are the Midway of Fun, with 48 laugh-provoking features; the skee-ball alleys, shooting gallery and penny arcade with 98 different amusements.

The shady picnic groves are also attracting numerous parties, with heavy bookings reported from Sunday schools and fraternal organizations.[71]

One of the best descriptions of personnel and administration of Glen Echo Park appeared in the Washington Herald on June 25, 1935. The article provided a detailed analysis of how the park operated:

The personnel at Glen Echo, numbering 218, may be compared to a well-trained army. Leonard B. Schloss, director of the park for 25 years, is the Colonel--he recently received his commission from Governor Ruby Lafoon of Kentucky.

Eighty per cent of the "soldiers" at Glen Echo have been under Colonel Schloss' command from five to twenty years. First of all, it is the duty of the white-wings brigade to see that the park and buildings are kept clear of waste paper and inflammable material. They are also required to keep the park scrupulously clean, which is one reason why it is so popular.

Colonel Schloss' right-hand man is Major Joseph Hart, superintendent of Glen Echo Park for 23 years. Major Hart's duties are numerous, for he is personally responsible for the efficient operation of more than fifty devices, attractions and features, and the lighting and motor equipment.

By actual record of count there are 6,346 mazda lamps ranging from 10 to 2,000 watts and consuming during the night for Glen Echo's illumination 382,290 watts of current.

The motor equipment under Major Hart's direction numbers 83, ranging from 1/8-horse power motors on "dodgem" cars to a 75 H.P. motor to handle the "coaster dip" three-car trains.

Kitchen and food stands, together with electric ranges, coffee urns, steamtables and hot water heaters require constant

---

71. Washington Times, July 6, 1935, Vertical Files, Glen Echo, Washingtoniana Collection, MLK Library. Also see Washington Daily News, July 6, 1935; Washington Herald, July 28, 1935; and Washington Post, July 28, 1935, Ibid.

attention as the combined units pull a load of 62,000 watts. . . .

In order to obtain the maximum of mechanical efficiency at Glen Echo it was found necessary several years ago to establish a carpenter shop, plumbing shop, paint shop and blacksmith shop; also a drafting room where all plans are drawn before they are executed.

Before opening for business every day, Sergeant Tom Muck, of the coaster dips, accompanied by two buck privates, Bill Brewer and Mike Prather, walk over the entire ride and thoroughly examine it. They inspect the 4,000 feet of double tracks, the trucks and wheels of all cars, and pay particular attention to the brakes and see that they are working properly. They also examine all foundations and footings, and are personally responsible for the proper training and conduct of their crews.

To the carrousel, one of the most popular rides at Glen Echo, Clarence Hurt devotes the mornings to mechanical inspections and also assures himself that all stirrups, reins and safety straps are sound. It is also his duty, when the park opens, to see that patrons do not change from one figure to another--horse, chariot or varied animals--or get on and off the carrousel while it is in motion.

Lieutenant Joseph Deebo, operator of "the whip," is up early every morning, inspecting his ten cars, the special strand cable, pins, swivels, shoes and springs, and assuring himself that they are in perfect working order.

Sergeant "Bus" Starry, operator of the airplane swings; Sergeant Arthur Richards, operator of the "dodgem," and Sergeant Julius Bolanz, operator of the "Pretzel"--Glen Echo's new thrilling ride--also inspect their respective devices every morning.

The same policy of careful inspection applies to the entire park, and particularly to Crystal Pool, Glen Echo's $200,000 swim rendezvous that accommodates 3,000 swimmers. The million and one half gallons of water that flow daily through a battery of giant filters is inspected, tested and checked by Major Carl A. Hechmer, nationally known chemist and sanitary engineer of the Washington Suburban Sanitary District, every few days. His assistant is Lieutenant Boyd Hickman, pool deck supervisor, who also tests the water every hour.

At Crystal Pool a regiment of caretakers and guards insure the safe guarding of hundreds of thousands of swimmers during the season. The locker rooms are efficiently supervised by Privates George Jenkins, Mitchell Medved and Steve Shelton, star athletes of George Washington University.

Eight well trained girls supervised by Myrtle Faulkner are required to handle patrons from the time of ticket purchase to enter the pool and final exit from the building.

More than inspections, however, are required by Colonel Schloss, for the operation of Glen Echo includes other details, all involving great responibility.

The quartermaster department is in charge of Major Harry Cohen and Captain Abe Schuman, park restaurateurs for 25 years. Purity is the first consideration in preparing the thousands of frankfurters, sandwiches and doughnuts consumed every week by park patrons.

Major Andy's (Reuben N. Anderson) popcorn, confections, roasted peanuts, salt water taffy and candied apples are also prepared with the care and skill that have made them justly famous. A mill is part of Andy's equipment at the popcorn stand, where the more than two-year-old corn is carefully shucked and cleaned before entering the modern electric popper.

Another important department is that of Adjutant Harmon Brown, park horticulturist. It is due to his skill and attention that Glen Echo is alway beautified with appropriate shrubs and flowers.

Upon the uniformed guards devolves one of the most important assignments at Glen Echo, for they must and do preserve good order. When one remembers that the average attendance at Glen Echo is approximately 700,000 persons each summer, the task of the guards is no light one.

In addition to the regular police force headed by Chief Dan Collins and Privates Murphy, Soper, Day, Howard, Sullivan and Perry, a special contingent of "plain clothes men" patrol the park, thus insuring protection and order at all times.

Two departments that demand the utmost in efficiency at Glen Echo are the Midway of Fun, with 28 devices, in charge of Captain Tom Mulligan, veteran showman, and the penny-arcade, supervised by Major Steve Maroney, who controls 98 different amusements.

The lost and found department at Glen Echo, in charge of Major Bob English, offers some strange situations. Lost children, of course, are always promptly returned to their mamas. Certain patrons lose hats, purses, key-rings, watches, wallets, handbags and other valuables. More than 90 per cent of the articles lost at Glen Echo are found and eventually reclaimed by their owners. The remaining 10 per cent of unclaimed articles are sent at the end of the season to various charitable organizations.

Captain Clyde McDaniel is in command of his aides at the new three-acre parking lot at Glen Echo, and they are personally responsible for the parking of 800 cars every afternoon and night.

Many of the smaller amusement features operated throughout the park likewise require particular specialized supervision, such as the buying of merchandise for the skill stands. This is done by jovial Lieutenant Billy Farrell. Even the skee-ball alleys must be inspected every morning by Second Lieutenant Joseph Nastiff for any defects that may have occurred to the score recording automatic register from play the previous night.

The ticket sellers' brigade and the cashiers' battalion, composed of 27 girls selected for their courtesy and efficiency,

is another important detail at Glen Echo. All ticket sellers and cashiers make their reports at the end of each day to Captain Harry Spicer.

Of course a well-conducted amusement park would not be efficiently handled without an efficient secretary. Mr. Otese Hastings competently fills the bill and assists in the many details connected with office administration.

Gunner Norman Stuckey, late of the British Army, is director of Public Relations. He also occupies an important office at Glen Echo, where he arranges details for picnic parties and is engaged in promotional and publicity assignments.

Lastly, the Spanish Garden Ballroom, where 1,500 couples dance every night, except Sundays, to the strains of Bandmaster Dave McWilliams' 12-piece orchestra directed by Attorney Phil O'Brien, is subject to the same policy of efficient operaton that prevails throughout the entire park, which represents invested capital totalling $750,000.[72]

The site of Glen Echo Park was rezoned in December 1935 at the request of the Capital Transit Company, which had acquired the Washington Railway and Electric Company in December 1933. Because the amusement park was in existence when the Montgomery County zoning laws became effective in 1928, it was permitted to remain as a nonconforming property in a residential area. Thus, in December 1935, the site was rezoned to commercial "D" since the Glen Echo Park Company, which leased the property from Capital Transit, would not be able to rebuild should a fire or other disaster strike the park under the old zoning designation.[73]

The 1936 Season

The 1936 season opened at Glen Echo on April 18, featuring a new motor boat attraction among its fifty attractions and amusement devices. The ride consisted of a fleet of 20 "U-drive-'em-yourself" motor speed boats, operating on more than 2,000 feet of specially-constructed scenic waterways landscaped by the Gude Brothers. The ride included a miniature lake on a spot once reserved for parking space, and featured

---

72. Washington Herald, June 25, 1935.

73. Washington Post, December 11, 1935, Vertical Files, Glen Echo, Washingtoniana Collection, MLK Library.

"Admiral Pop-Eye, the Sailor Man." The two-passenger boats were of the Dodgem motor boat type and were equipped with 3 1/2-horsepower gasoline motors. Aside from this new feature, which cost $40,000, it was reported that there were "new midway fun devices," a "new dandy Deebo Whip" that had been relocated, and a "new Marble Palace Cafe." Superintendent Joseph Hart and the park electrician had installed new lighting effects, described as "gayly decorated lighthouses" with 10,000 lightbulbs during the winter. It was further stated:

> All the attractions have been overhauled, inspected and improved during the winter months and all are ready to give safe amusement throughout the season. Among the features are the "ride among the tree tops," otherwise known as a roller coaster, the Aeroplane Swing, the sensational Pretzel Ride, a real twister, the popular Dodgem miniature auto ride, a new 1936 model of the popular whip, redecorated Carrousel, and refurnished shooting gallery, skeeball alley and food and beverage units. New scenic effects have been added to the Old Mill.
>
> Dave McWilliams and his popular 12 piece orchestra will again furnish dancing melodies in the magnificent Spanish ball room every week night from 9 to 12 o'clock. Mr. McWilliams is planning an entertainment program in connection with these dances that promise to make them even more popular than in previous years.[74]

The Crystal Pool, which opened on May 27, was the site of a two-day aquatic carnival in mid-July. Ruggerio Flocco, a noted comedy stunt diver from Philadelphia, was one of the featured performers of the carnival. In addition, one national and two District championship events highlighted the 21 swimming events. The foremost somersaulters of the eastern United States competed for the men's junior national championship of the high board, and men and women from the District competed in separate events from the 220-yard free-style championship.[75] As in

---

74. Washington Times, February 27, April 4, 1936; Montgomery County Sentinel, April 16, 1936; Washington Herald, April 19, 1936; and Washington Daily News, April 4, 11, 16, 1936; Glen Echo Park Company Press Book, 1936.

75. Washington Post, July 19, 1936, Glen Echo Park Company Press Book, 1936.

previous years, free swim lessons were given at the pool by Senior Red Cross Life Savers, who were college students doubling as lifeguards.[76]

A new picnic grove was added to the park attractions in 1936. It was located "near the parking lot immediately at the entrance from Massachusetts Avenue extended." Up to twenty church, fraternal, and civic groups made reservations to use the grove for picnics on a weekly basis. Large business concerns also continued to hold annual outings at the park, one of the biggest being that of the Capital Transit Company in late August with some twelve thousand employees and their families in attendance.[77]

The 1937 Season

The 1937 season at Glen Echo Park opened in mid-April. The War Department (which had jurisdiction over Conduit Road), through surveys taken the prevous year, had found that motoring on Conduit Road was becoming hazardous because parking was allowed directly in front of the park. Accordingly, department officials had placed guard fences and signs telling park patrons where to park. The park management cooperated in this safety effort by converting its parking area, which had been enlarged to accommodate 1,000 vehicles, into a free parking lot.[78]

The 1938 Season

The 1938 season at Glen Echo Park, which opened on April 16, featured a variety of renovated attractions. The Old Mill, renamed the World Cruise,

---

76. Ibid., June 28, 1936.

77. Washington Herald, April 19, 1936; Washington Post, August 28, 1936; and Washington Times, June 16, 26, 1936; Glen Echo Park Company Press Book, 1936.

78. Washington Post, April 12, July 25, 1937, Vertical Files, Glen Echo, Washingtoniana Collection, MLK Library.

had been reconstructed "with numerous new features." New streamlined Dodgem cars, as well as boats on the water ride, had been installed during the winter, and some fifty attractions and concessions had been repainted and modernized. A new policy of rotating orchestras in the Spanish ballroom was commenced, with "Little Joe Hart and his Boys" performing in the early part of the season and the park's regular David McWilliams' band returning to play in August through the end of the season.[79]

The 1939-1940 Seasons

Glen Echo Park began its 1940 season on April 13, featuring a new modern art deco entrance portal and promenade and a two-story administration building, which had been designed by Edward Schoeppe of Philadelphia and had cost some $100,000 to construct (see photographs in architectural/engineering data, pages IV-159 to IV-162). The adminstrative building housed office, kitchen, storage, rest room, and refreshment and popcorn stand space. It also housed two cafe concessions that could accommodate up to 1,000 persons: the Concourse Cafe on the ground level and the Roof Garden Cafe, which had an open air balcony with umbrella tables reminiscent of facilities at the New York World's Fair. As part of the work on the new entrance portal, the east chautauqua tower, which had been used as a popcorn stand, was removed. The parking facitlities were also improved during the winter of 1939-40.

One new ride was introduced at the park--the Flying Skooter, replacing the Aeroplane Swing. The ride, which had been invented and installed by Alvin Bisch of Chicago, consisted of ten little airplanes that could be steered up and down by passengers as they whirled in a circle 30 to 40 feet above the ground. At the time, only four such Bisch-built

---

79. "Modernization is Glen Echo Keynote," Billboard, 50 (April 30, 1938): 38, 40.

attractions were operating, the three besides the one at Glen Echo operating in Venezuela; Glasgow, Scotland; and at the New York World's Fair. Nightly entertainment in the Spanish ballroom was provided by the Paul Kain orchestra for the season. Before his appearance at Glen Echo in 1939, Kain had played in Hollywood and on Catalina Island, as well as at Rockefeller Center and the Commodore Hotel in New York City. Kain, who came to be known as "king of the Glen Echo Swing," was the orchestra leader for Washington CBS station WJSU (soon to become WTOP).[80]

The 1940 season at Glen Echo came to be known for the rumors that circulated around Washington about some alleged tragedies that were said to have happened to park patrons. Beginning in June three rumors started making the rounds, and continued to circulate for a month despite printed refutations in area newspapers. The rumors centered around stories that a girl had been bitten by a poisonous snake and died while riding on the World Cruise, the Crystal Pool had been drained to clear out a nest of snakes, and the park had been closed after ten to twelve people were killed when a roller coaster car jumped the track.

The Glen Echo Park Company took a variety of measures to counter these spurious rumors in the effort to save its business. Montgomery County Detective Theodore Volton was assigned the task of tracking the rumors to their source, but after he interviewed some 500 persons the investigation was terminated. On July 22 Schloss had a notice placed in Washington area newspapers (a copy of which may be seen on the

---

80. "Glen Echo Displays New Administration Building," Billboard, 52 (April 20, 1940): 38, and Washington Evening Star, April 14, 1940, and Washington Post, May 26, July 21, 1940, May 23, 1943, Vertical Files, Glen Echo, Washingtoniana Collection, MLK Library. Some sources state that the Flying Skooter was brought to Glen Echo from the New York World's Fair. Also see Ray Burkett and Randee Berstein, "Deco 'Echoes' in Former Washington Amusement Park," Trans-Lux, 1 (February, 1983): 6. The National Park Service has eight construction drawings of the administration building, the originals of which are on file at the National Capital Region Office. The drawings are available on microfilm in the Technical Information Center at the Denver Service Center.

following page) denying the truth of all such rumors. The following day Schloss submitted to an interview in the Washington Daily News, noting among other things that:

> Roller coaster cars can't jump the track. . . . because of a three-wheel arrangement which keeps them immovably in place. And water in the world cruise is snake-proof, being pumped from a creek thru a screen with holes almost like a sieve. Also the pump would break down if any such foreign body penetrated thru the feed valve.
>
> And. . . . the big Crystal Pool never is drained during the swimming season; its 150,000 gallons of water are in constant circulation, forced by electric pumps back and forth to huge basement filters, 500,000 gallons every eight hours.
>
> Moreover, if anybody, dropped dead or was killed or hurt at Glen Echo or any other public place, police would have to be notified immediately, under the law. Then the case would be a matter of public record.[81]

The 1941 Season

The 1941 season at Glen Echo commenced on April 12, with newspaper advertisements that the park was presenting "forty acres of completely reconditioned amusements for fun-loving Washingtonians." The 12-piece Paul Kain orchestra was again providing nightly entertainment in the ballroom, featuring Adele Van, a popular songstress, and sharing melodies with "swingsters, dancers, jitterbugs, and jive specialists." A special rate of "25 cents plus tax" for swimming was made available to United States servicemen who wore their uniforms to the gates of the pool.[82]

---

81. Washington Daily News, July 23, 1940, and Washington Evening Star, July 24, 1940, Vertical Files, Glen Echo, Washingtoniana Collection, MLK Library.

82. Georgetown News, April 4, 1941, and Washington Post, June 1, 1941, Vertical Files, Glen Echo, Washingtoniana Collection, MLK Library.

THE POLICE

AND PRIVATE INVESTIGATORS ARE RUNNING DOWN EVERY POSSIBLE CLUE TO APPREHEND THE PERSON OR PERSONS WHO HAVE MALICIOUSLY SPREAD THE REPORT THAT A GIRL WAS BITTEN BY A SNAKE AT GLEN ECHO PARK AND DIED. THAT SERIOUS ACCIDENTS HAVE OCCURRED. THAT SNAKES WERE IN THE SWIMMING POOL AND THAT THE PARK IS CLOSED.

WASH. POST

JUL 22 1940

THESE RUMORS ARE UNTRUE

WHEN THE PERSON OR PERSONS WHO HAVE SPREAD THESE DASTARDLY REPORTS ARE CAUGHT THEY WILL BE PROSECUTED TO THE FULLEST EXTENT OF THE LAW.

GLEN ECHO PARK CO.

By LEONARD B. SCHLOSS,
Vice President & General Manager

July 19, 1940

The park continued to use area newspapers to advertise its attractions, an example of which appeared in the Wasington Daily News on June 14, 1941. The article stated:

> If you're interested in fun in its heartiest form (and who isn't?), then Washington's Glen Echo Amusement Park is recommended next time you tire of more effete activities.
>
> Glen Echo has "everything." Besides a swimming pool, one of the longest coaster dips in the country, and the usual assortment of rides and midway attractions, the park boasts a large ball room, featuring Paul Kain's orchestra, which is highly favored for dancing during the summer months.
>
> The park is easily reached. Either the Cabin John or Glen Echo street cars will take you directly there from the heart of the District in about 40 minutes. The conductor sells a special round-trip ticket for 25 cents.
>
> If you're going by car, drive directly out Massachusetts Av. to Conduit Road, then switch into Glen Echo's free parking space. The journey usually takes 20 minutes.
>
> The park proper is open daily from 1 in the afternoon until midnight, but the swimming pool widens [opens] its gates at 9:30 a.m. Admission to the pool is 44 cents for adults, and 15 for children.
>
> A full day at Glen Echo could be done for $1-$3. Two terrace restaurants offer dinner for prices ranging from 60 cents to $1.25, and sandwiches, beer, and soft drinks are sold at the usual prices throughout the day.[83]

The 1942 Season

The 1942 season at Glen Echo drew increasing crowds, due in part to wartime restrictions on travel, gas and tire rationing, and large numbers of servicemen in the area. The Memorial Day, Fourth of July, and Labor Day weekends attracted throngs of up to thirty thousand people, as the

---

83. Washington Daily News, June 14, 1941, Anderson Collection.

Paul Kain orchestra featured patriotic music with a large American flag in the center of the band stand.[84]

The beneficial side effects of the war on Glen Echo Park business were described in a Billboard article on June 13, 1942. The article stated:

> After two months of operation, the only complaint of Leonard Schloss, manager of Glen Echo Park is that business is 'too good.' Nerve-wrecked and gasless, [the] huge Washington population finds Glen Echo a perfect relaxation spot. Close to town and easily accessible by streetcar [the] play spot has been getting around 15,000 customers a day. Management says it can handle 12,000 comfortably. With close to 50 attractions and rides, Glen Echo is having its biggest season ever. . . .
>
> Weather has been a terrific help. Easter week opening brought perfect weather, as did Decoration Day weekend when [the] pool alone drew almost 5,000 admissions.
>
> [The] ballroom [is] open every night except Sundays, at 80 cents a couple including tax, [and] has been doing a big business with around 2,200 persons pushing through the turnstiles every evening.
>
> Gas rationing has obviously helped [the] park. Nearness to [the] city, and adequate streetcar service is mainly responsible for [the] big crowds. Streetcars have been carrying over 8,000 passengers to [the] park on Saturdays and Sundays. . . .
>
> Glen Echo's biggest headache has been labor, but [the] situation [is] not yet at a critical point.
>
> [The] park is equipped to blackout in three minutes. There are 14 wardens on the grounds, all of whom have had first-aid lessons. There is plenty of shelter. Lighting fixtures installed this year cost $1,500 and are of a special type such as [those] used in England. They give off a dim glow, with no light showing above.[85]

---

84. Nat A. Tor, "The Pool Whirl," Billboard 54 (Apirl 25, 1942): 41, 43, and Washington Post, May 31, July 5, September 6, 1942, Vertical Files, Glen Echo, Washingtoniana Collection, MLK Library. A copy of a Glen Echo Park advertisement that appeared in the Diamond Chatterbox on March 29, 1942, may be seen on the following page.

85. "Glen Echo 'Too Good.'" Billboard, 54 (June 13, 1942): 40, 42.



Diamond Chatterbox, March 29, 1942, Vertical Files, Glen Echo, Washingtoniana Collection, MLK Library.

The 1943 Season

The 1943 season at Glen Echo, which began on April 20, with record opening-week crowds in attendance, was marked by a number of cutbacks resulting from the war effort. The boat ride was discontinued because of the gas shortage, and the shooting gallery closed in June because of a lack of ammunition. Labor was hard to maintain, especially guards and cashiers, as many long-time park employees were mustered into the armed services. Peanuts, popcorn, soda pop, and hot dogs were in short supply.

No new attractions were introduced in the park in 1943. Nevertheless, the "50 attractions and 8 thrill rides" continued to operate until the park closed after a Labor Day finale, its principal features continuing to be the "Whip, Flying Scooter, Dodgem Cars, Coaster Dips, Pretzel Ride, World Cruise--and the Midway House of 100 Gadgets, which houses the fascinating 'Firefly Ride.'" The Paul Kain orchestra continued to draw crowds to the ballroom (on opening night 2,840 dancers paid the new admission price of 45 cents for men and 25 cents for women) with Joan Ritter, formerly of the Earle Theater Roxyettes, achieving "new celebrity" as a vocalist.[86]

The 1944 Season

Glen Echo Park opened its 1944 season on April 8 with some fifteen thousand people in attendance. A good portion of the crowd were Army, Marine Corps, and Navy personnel, including a contingent of paratroopers from Camp McCall, North Carolina. The newest thrill ride was the Octopus, a device that went "up and down and 'round and round' all at

---

86. Washington Post, April 4, May 16, 23, September 2, 5, 1943, and Washington Evening Star, April 21, May 28, 1943, Vertical Files, Glen Echo, Washingtoniana Collection, MLK Library, and "Glen Echo Beats Weather to Top All Past Marks," Billboard, 55 (May 1, 1943): 40.

the same time with the sole object of making customers dizzy." The ride consisted of 8 three-passenger cars attached to opposite ends of iron rods, the cars rotating about a central shaft and rising and falling on alternate sides. It was located in the spot formerly used for motorboat rides, abandoned the previous year because of gasoline restrictions. During the winter of 1943-44 some $10,000 in repairs had been made on the roller coaster, and a new bottom was placed in the Crystal Pool which opened on May 27. Plenty of paint was added to the park attractions, and "all of the concessions put up a good flash." New midway features were also added during the winter. Park personnel numbered 128, with workers who had been lost to the armed forces being replaced with women and draft-exempt men.[87]

The 1945 Season

The 1945 season at Glen Echo opened on April 16, a day later than scheduled because of he funeral of President Franklin D. Roosevelt. Some eight thousand persons visited the park that day, many of them servicemen. While the stands and amusement features had been cleaned and painted during the winter, no new attractions were introduced.[88]

The Crystal Pool remained closed throughout the summer of 1945, the Capital Transit Company insisting that manpower shortages prevented the routing of special cars to take care of Glen Echo swimming patrons. The company considered its primary duty that of providing transportation for war workers. If pool patrons were added to the regular passengers on

---

87. "15,000 Take in Glen Echo Bow; Schloss Hopeful," Billboard, 56 (April 22, 1944): 44, and Washington Times-Herald, April 3, 1944; Washington Evening Star, April 7, 9, May 28, 1944; and Washington Post, April 9, 1944; Vertical Files, Glen Echo, Washingtoniana Collection, MLK Library.

88. Washington Evening Star, April 16, 1945, Vertical Files, Glen Echo, Washingtoniana Collection, MLK Library, and "Amusement Parks," Billboard, 57 (March 31, 1945): 68.

the Glen Echo line, many area war workers, according to the company, would be stranded.[89]

Three Carleroi, Pennsylvania, youths were injured on July 22, 1945, when an arm supporting a car on the Octopus broke and spilled them approximately ten feet to the ground. Investigation revealed that a 4-inch channel iron supporting bar, weakened by crystalization, had snapped. County building inspectors indicated that there was no violation of safety regulations. The ride had been inspected and approved by county engineers when it was installed in 1944. It was revealed, however, that there were no periodic inspections of such devices by county authorities, conditions governing their operation being "left pretty much to the park management."[90]

The 1946 Season

The 1946 season at Glen Echo Park, which opened on April 13, featured a new ride known as the Cuddle Up (see photographs in architectural/ engineering data, pages IV-168 and IV-169). Its operation was "circular," but it was publicized as running "north, east, south, and west." The attraction was housed in a structure 32 feet wide and 64 feet long near the arcade that was erected at a cost of some $5,000. Plans for the ride were provided by the Philadelphia Toboggan Company. The Montgomery County building permit for the structure named Joseph S. Hart, assistant manager of the park and an employee there since 1914, as the contractor.[91]

---

89. Washington Post, July 4, 1945, Vertical Files, Glen Echo, Washingtoniana Collection, MLK Library.

90. Washington Evening Post, July 4, 1945, Vertical Files, Glen Echo, Washingtoniana Collection, MLK Library.

91. Application for Building Permit and Certificate of Compliance, Montgomery County, Maryland, Permit No. 9805, January 18, 1946, Construction Codes Enforcement, Department of Environmental Protection, Montgomery County Government Executive Office Building, Rockville,

The 1947 Season

The 1947 season at Glen Echo Park offered "Fifty Five Features," including the Coaster Dips, Airplane Swing, Pretzel Ride, Dodgem, and other popular amusements. The ballroom featured the music of Jack Corry and his orchestra. Construction of a new fun house was commenced in April, and a new thrill ride, known as the Joyride was introduced. The Joyride was a modern version of the "sensational Pretzel."[92]

The 1948 Season

A new structure, known as the fun house or Hall of Mirrors, was completed in Glen Echo Park during the winter of 1947-48. The one-story structure, with a block foundation and block and brick main structure, was 204 feet in width, 50 feet in length, and 16 feet in height. The roof was composition and concrete. The contractor and architect for the $30,000 structure was Joseph S. Hart.[93]

The features of the park for the 1948 season were described by the Trades Unionist on April 10:

---

91. (Cont.) Maryland, and Trades Unionist, April 13, 1946, and Prince Georgean, April 12, 1946, Glen Echo Park Company Press Book, 1944-1954, and Maps and Drawings, Cook Collection.

92. "Strolling Thru the Park," Billboard, 59 (April 26, 1947): 84; "Washingtonian Transit News," April 15, 1947, pp. 2-3; and Washington Daily News, May 29, August 29, 1947; Vertical Files, Glen Echo, Washingtoniana Collection, MLK Library. Also see Arlington Daily, April 1, 1947, Glen Echo Park Company Press Book, 1944-1954, Cook Collection.

93. Application for Building Permit and Certificate of Compliance, Montgomery County, Maryland, Permit No. 945, September 9, 1947, Construction Codes Enforcement, Department of Environmental Protection, Montgomery County. A new 6.6 KV and 4 KV transformer vault, along with electrical connections, were installed in the park during 1947-48 by the Potomac Electric Power Company. Maps and Drawings, Cook Collection.

> During the winter months an army of workmen have been engaged in reconditioning and repainting the various attractions bringing them all up to a safety code standard; also the grounds have been resurfaced with macadam, and patrons will notice a modernization of that portion of the park facing the Flying Scooter ride. Here one will note a magnificent structure erected to house additional attractions.
>
> Glen Echo will be modern in every way with its new Skeebal [sic] alley, shooting gallery and "Sportland" [see photographs in architectural/engineering data, pages IV-163 to IV-167] offering the latest equipment in arcade pleasure giving mechanical attractions along with the old favorite rides including the Coaster Dips, Carrousel, World Cruise, with new scenes, the Whip, Flying Scooter, Dodgem, Cuddle Up, the Joyride and Firefly.
>
> For dancing enjoyment this year the air-cooled, maple surfaced ballroom with a capacity of 1,000 couples will present Paul Kain and his 12-piece orchestra of musicians and entertainers whose return after a two-year absence will provide the latest in dance music every night from 9 p.m. until midnight, except Sundays. A special feature with the orchestra will be Helen Martin, charming starlet vocalist.[94]

After the 1948 season the midway attractions were removed from the former chautauqua amphitheater, and the structure was formally condemned in early 1949. Termites had eaten away the wooden floor supports of the venerable old building. It was determined that it would cost well over $100,000 to make the deteriorating structure useable again. The decision as to what to do with the structure was postponed thereafter by a county restriction limiting recreation construction expenditures to $5,000.[95]

The 1949 Season

The 1949 season at Glen Echo Park opened on April 16 with a number of new features. The new attractions included five Kiddyland rides for

---

94. Trades Unionist, April 10, 1948, Glen Echo Park Company Press Book, 1944-1954, Cook Collection.

95. Washington Evening Star, November 27, 1950, Vertical Files, Glen Echo, Washingtoniana Collection, MLK Library.

children under twelve. These rides included "Tom Thumb" fire engines and toy horses and chariots and a Jet Aero from Bisch-Rocco, a whip from the W.F. Mangels Company, a boat ride from B.F. Schiff, Inc., and a buggy ride from Pinto Bros. In addition, three streamlined coaster trainers, purchased from the National Amusement Device Company, were added to the Coaster Dips. The other park improvements included new rest rooms and a new photo studio. The total cost of the new attractions and facilities was some $85,000.

The Billboard of April 9, 1949, observed that "nothing special" was "planned in the way of promotions" at Glen Echo during 1949, "outside of Sunday school and fraternal picnics." The park advertising campaign would be conducted through the use of four daily newspapers, twelve radio stations, and fifteen county weeklies.[96]

The 1950 Season

The 1950 season at Glen Echo Park opened on April 8 with some three thousand visitors in attendance. Several weeks earlier, on March 13, Gerald P. Price, former Washington branch manager of United Artists Corporation, had assumed general managership of the park in place of Leonard B. Schloss who retired at age 77 after nearly 40 years of service.[97]

The newest thrill ride was the Comet Jr., a midget roller coaster that ran over a 1,400-foot track with dips of only 35 feet. To make room for the new attraction the Old Mill ride was demolished in March. Kiddieland,

---

96. "Schloss Adds More Rides at Glen Echo," Billboard, 61 (April 9, 1949): 117, and Washington Evening Star, August 7, 1949, Vertical Files, Glen Echo, Washingtoniana Collection, MLK Library.

97. "G. Price Named Glen Echo Mgr.," Billboard 57 (April 8, 1950): 128, and Trades Unionist, April 1, 1950, Glen Echo Park Company Press Book, 1944-1954, Cook Collection.

formerly exposed to the sun, had been covered with a metal roof during the winter. The park management also included square dancing in the dancing in the ballroom program for the first time with Ralph Case calling the dances each Thursday evening.[98]

The Glen Echo Park management extended the visitors' parking area during the summer of 1950 at a cost of $2,500. This was accomplished by grading and surfacing an additional area in the southeast corner of the existing lot as shown on a drawing on the following page.[99]

The 1951 Season

The 1951 season at Glen Echo park featured one new ride, a Tilt-A-Whirl, in addition to its numerous other attractions. Kiddieland featured a new Circus Ride with gaily painted "Big Top Trappings." The more than fifty attractions included "thrill rides, sportland, picnicking facilities, novelties, a kiddieland, ballroom dancing, Skee-Ball, a shooting gallery, etc." The opening feature in the ballroom was Sam Donahue's orchestra.[100]

---

98. Application for Building Permit, The Maryland-National Capital Park and Planning Commission, Maryland-Washington Regional District, Montgomery County, Permit No. WA 2333, February 28, 1950, Construction Codes Enforcement, Department of Environmental Protection, Montgomery County, and Washington Evening Star, April 9, 1950, Vertical Files, Glen Echo, Washingtoniana Collection, MLK Library.

99. Application for Building Permit, The Maryland-National Capital Park and Planning Commission, Maryland-Washington, Regional District, Montgomery County, Permit No. WA 3009, June 12, 1950, Construction Codes Enforcement, Department of Environmental Protection, Montgomery County.

100. Washington Daily News, April 5, 1951, Vertical Files, Glen Echo, Washingtoniana Collection, MLK Library, and Application for Building Permit, The Maryland-National Capital Park and Planning Commission, Maryland-Washington Regional District, Montgomery County, Permit No. WA 4610, April 2, 1951, Construction Codes Enforcement, Department of Environmental Protection, Montgomery County. The Tilt-A-Whirl cost $12,000 and had 24 inch x 24 inch size footings. Also see Falls Church Echo, April 6, 1951, Glen Echo Park Company Press Book, 1944-1954, Cook Collection.

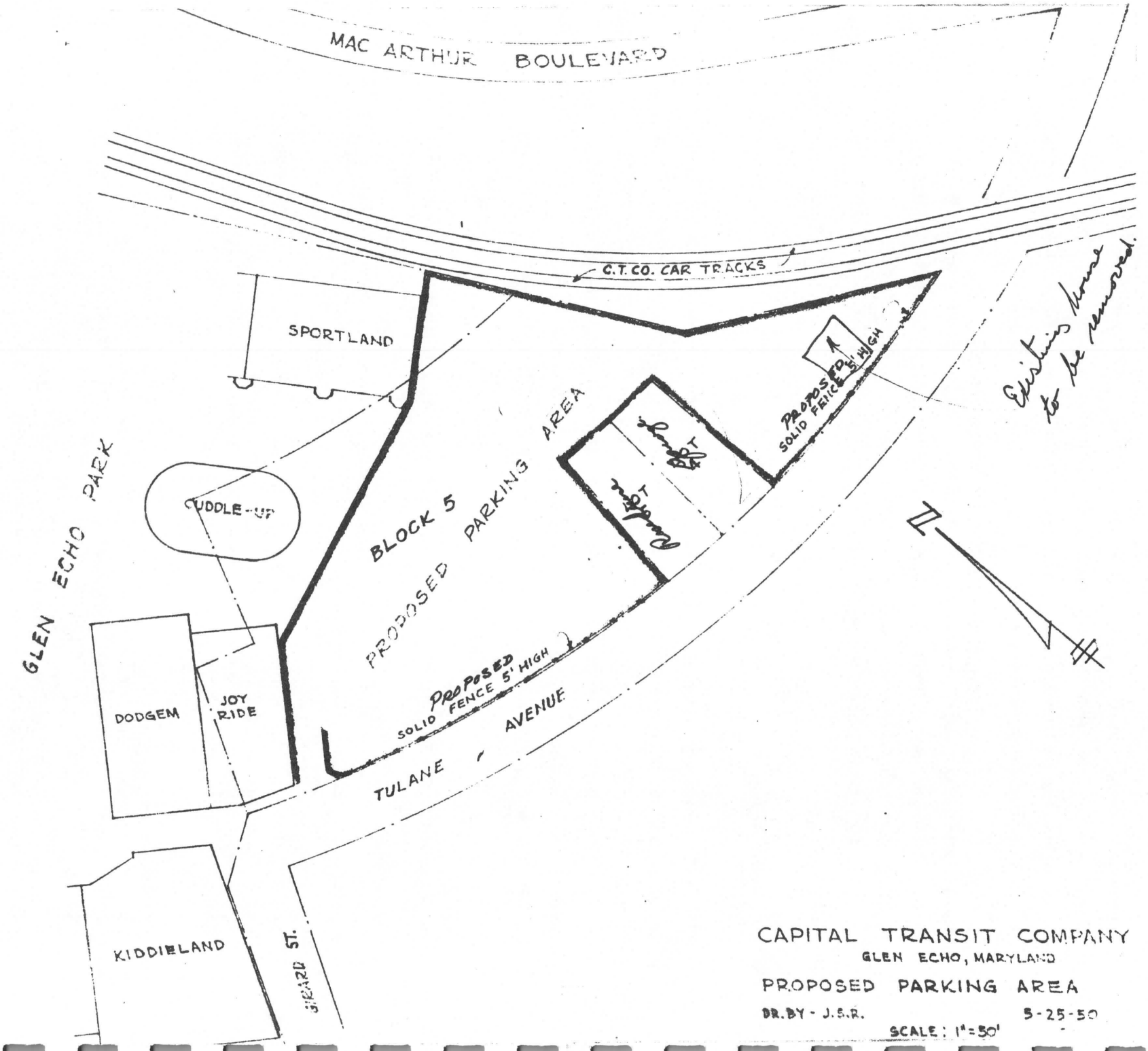

CAPITAL TRANSIT COMPANY

GLEN ECHO, MARYLAND

PROPOSED PARKING AREA

DR. BY - J.S.R. 5-25-50

SCALE: 1"=50'

111-128

The 1952 Season

The 1952 season at Glen Echo Park included a variety of special "big name" guest appearances in an effort to increase flagging attendance. The list of appearances included WTOP-TV star Pick Temple on April 5, Tommy Tucker on April 12, Howdy Doody's Clarabel on June 21, Billy May on July 18, Ralph Flangan on July 25, Johnny Long on August 1, and Jimmy Dorsey on August 28. In June, the park also sponsored a "school's out party" with radio station WMAL disc jockey Jim Gibbons as the master of ceremonies. In August WRC radio held a special day of competitions at Glen Echo, including a pie-eating contest, a "prize fight" between paperweight boxers still in diapers, a peanut race, diving contest, and other similar events.[101]

Before the season started the Glen Echo Park Company applied for a price increase for its attractions. The request, however, was denied by the federal Office of Economic Stabilization because the application "failed to show that the present ceilings impaired normal pre-Korean earnings."[102]

The 1953 Season

The 1953 season at Glen Echo Park began on April 4 with some six thousand persons in attendance. New centralized ticket booths were introduced to reduce confusion at the various attractions where tickets had formerly been sold. Blocks of tickets for ten rides at $1.50 were sold. Prior to the opening, Glen Echo Park officials had distributed some ten thousand free tickets to school groups. The park featured a new $15,000 Skee-Ball installation.

---

101. "Glen Echo Skeds Bid Name Talent," Billboard, 64 (June 28, 1952): 74, and Washington Times-Herald, April 3, July 30, August 22, 1952, Glen Echo Park Company Press Book, 1952-1953. Cook Collection.

102. Washington Evening Star, April 3, 1952, Vertical Files, Glen Echo, Washingtoniana Collection, MLK Library.

The Easter weekend opening featured artists from WMAL-TV. These included Ruth Flaherty of a moppet television show, Joe Campbell, a singing cowboy, and Superman, all of whom were placed on the park program by the television station through sponsoring companies such as Sunbeam Bread, Kelloggs, and others. The trio greeted youngsters, signed autographs, and distributed gifts and tickets for free rides and sponsors' samples. In early May a number of "Howdy Doody Show" characters made personal appearances at the park, including Clarabel the clown, Princess Summer-Fall-Winter-Spring, Buffalo Vic, and Zippy the Chip. The year's record business was attributed by General Manager Price to advertising of these events and the drawing power of the television performers.

Other promotional features characterized the 1953 park season. These included ballroom appearances of orchestras under the direction of Stan Keaton, Billy May, Buddy Morrow, Ray Anthony, and Freddie Schaffer and his all-female band. A drawing was held to give away a new 1953 automobile, courtesy of McKee Pontiac of Washington. A "Miss Glen Echo" beauty contest was held at the park as was the Washington area "Mrs. America" contest.[103]

The 1954 Season

The promotional arrangements between WMAL-TV and Glen Echo Park, begun in 1953, were continued in 1954 in an effort to increase the flagging attendance at the amusement center. Under the arrangements the station's performers made appearances at the park on special days to greet their fans and give away souvenirs. Other special promotions tying in the station's advertisers were also planned. In April a new Ford

---

103. "Video Acts and Glen Echo Bow," Billboard, 65 (April 11, 1953): 85, "Traffic Jam: Howdy Doody Sets Mark at Glen Echo, Md.," Billboard, 65 (May 16, 1953): 52; and Washington Post, April 5, 1953, Vertical Files, Glen Echo, Washingtoniana Collection, MLK Library.

Skyliner was given away at the park, courtesy of the Cove Ford Corporation in Bethesda. The newest attraction was the Sky Fighter, complete with machine guns, in Kiddieland.[104]

Shift in Ownership of Glen Echo Park to Continental Park Enterprises, Inc.

In February 1954 the Capital Transit Company, which had fallen under the control of Florida financier Louis E. Wolfson in 1949, effected a reorganization that had a significant impact on Glen Echo Park. The reorganization was in effect the result of a court order to Capital Transit to break up its monopoly in the nation's capital. Because the amusement center and other parts of its holdings were separate enterprises and non-operating properties not directly related to its transportation system, Capital Transit wished to transfer ownership of these entities to its stockholders so that they would no longer be part of the financial structure of the parent organization. Thus, on February 26, 1954, a new company, Continental Enterprises, Inc., was created under the laws of the State of Delaware with offices in Jacksonville, Florida, to handle Glen Echo and two tracts of land--one a 15-acre site at 9th Street and Brentwood Road, N.E., in Washington, D.C., and the other a 7-acre parcel in Lyttonsville, Maryland. In consideration for the transfer of nontransit properties 960,000 shares of Continental stock were distributed on April 1, 1954, to the stockholders of Capital Transit on a share for

---

104. "Glen Echo's TV Tie up Repeats," Billboard, 66 (May 15, 1954): 46, and Transit News, April 1, 1954, and Bethesda-Chevy Chase Tribune, April 2, 1954, Glen Echo Park Company Press Book, 1944-1954, Cook Collection.

share basis. That same day Glen Echo Park was formally conveyed to Continental by deed.[105]

The 1955 Season

The 1955 season at Glen Echo led off with a well-advertised "preview party" on April 1, the night before the official opening of the park. Mailings were sent out that consisted of a large printed card in "a regular stamped No. 8 groceries bag." Printed on the bag was the phrase, "Let the Cat Out of the Bag . . . ." The card carried a cat silhouette plus party information and references to the park attractions. Among the new features of the park to be previewed were a "giant ferris wheel," "Mighty Casey, Our Baseball Playing Chicken," and a "Laff in the Dark" ride.[106]

The ferris wheel was billed as was "one of the world's largest Ferris Wheels." The park management offered a season pass to anyone producing reasonable evidence that he rode the first ferris wheel displayed at the Columbian Exposition in Chicago in 1893.[107]

---

105. Washington Evening Star, May 30, 1954, and Washington Post, June 18, 1955, Vertical Files, Glen Echo, Washingtoniana Collection, MLK Library, and John W. Boettjer, "Street Railways in the District of Columbia" (unpublished M.A. thesis, George Washington University, 1960), pp. 162-63. The two tracts of land were sold for some $500,000 in 1954. A copy of the deed conveying the park to Continential Enterprises may be seen in appendix 12. In 1954 a revised Montgomery County zoning code was adopted, and the amusement park was reclassified C-2, General Commercial, a cateogry permitting "carnival, fair or circus" use.

106. "Glen Echo's Mailer Lets Cat From Bag," Billboard, 67 (April 9, 1955): 96, and brochure for preview party, Abram Baker Collection, Clementon, New Jersey.

107. Washington Evening Star, March 27, 1955, Vertical Files, Glen Echo, Washingtoniana Collection, MLK Library.

A record 25,000 persons visited Glen Echo on opening day, drawn in part by the appearance of local television personality Bill N. Johnson. Later in the month the "Howdy Doody Show" gang appeared for seven weekend performances.[108]

108. "Record Opener Is Marked Up by Glen Echo," Billboard, 67 (April 16, 1955): 56.

E. OPERATION OF GLEN ECHO AMUSEMENT PARK UNDER REKAB, INC: 1955-1970

1. Acquisition of Glen Echo Amusement Park by Rekab, Inc.

On June 17, 1955, Glen Echo Park was sold by Continental Enterprises, Inc., to Rekab, Inc., a firm owned by three Baker brothers--Abram, president, Emmanuel, vice president, and Samuel, secretary-treasurer, for the sum of $950,000 ($775,000 for land and improvements and $175,000 for personal property). Rekab, Inc., had long been in the amusement park field with interests in Palisades and Olympic parks in New Jersey, as well as amusement operations in Atlantic City. The company had recently abandoned its operations at the Palisades Park when a New Jersey court ruled that its game of chance was illegal.[1]

During the fifteen years that Rekab, Inc., owned Glen Echo Park, the Baker brothers acquired further property in the immediate vicinity of the park. Among these acquisitions were the following: 6,130 square feet from Charles E. and Ruth T. Shuff on April 1, 1958; three and one-half lots from Granville and Mabel Combs, on December 7, 1959; and six lots from Thelma Mae Anderson on February 24, 1961.[2]

---

1. Washington Post, June 18, 1955, August 18, 1960, and Washington Evening Star, June 19, 1955, Vertical Files, Glen Echo, Washingtoniana Collection, MLK Library, and Boettjer, "Street Railways in the District of Columbia," pp. 162-63. A copy of the deed of conveyance may be seen in appendix 13. Various newspaper accounts and advertisements, as well as some legal documents, refer to the Baker firm as Kebar, Inc. The interchangeable use of the names Rekab, Inc., and Kebar, Inc., continued throughout the 1950s and 1960s.

2. Deeds, Charles E. and Ruth T. Shuff to Rekab, Inc., April 1, 1958; Granville and Mabel Combs to Rekab, Inc., December 7, 1959; and Thelma Mae Anderson to Rekab, Inc., February 24, 1961; Montgomery County Deed Books 2446, Folios 165-67; 2688, Folio 254; and 2825, Folio 485.

2. Amusement Park Operation by Season, 1955-1968

The 1955 Season

The deed conveying Glen Echo Park to Rekab, Inc., specifically reserved the right of the Capital Transit Company to operate its streetcars and maintain its tracks at Glen Echo. At the time of the sale a Capital Transit spokesman indicated that nothing was "contemplated about abandoning the streetcar line to Glen Echo."[3]

A Capital Transit strike in July had a major impact on Glen Echo attendance. The number of visitors was reported as being at least 20 percent below normal. On the July 4 weekend, for instance, some 50,000 persons had been expected, but only 40,000 had turned out by car. The park's ten acres of free parking were jammed every day during the strike, and the street car tracks were used to accommodate the overflow of cars.[4]

The 1956 Season

On September 16, one week after the 1956 season at Glen Echo Park ended, the former chautauqua amphitheater, which had been condemned as the amusement park's midway in 1949, was burned to make way for a 300-car extension to the parking lot. The blaze was set by the Glen Echo Volunteer Fire Department and Emmanuel Baker, co-owner of the park, with a crowd of 500 persons watching the spectacular flames that shot some 100 feet into the air. The heat damaged a nearby stand of sycamores and poplars but was kept under control by the Glen Echo,

---

3. Washington Evening Star, June 19, 1955, Vertical Files, Glen Echo, Washingtoniana Collection, MLK Library.

4. Ibid., June 19, 1955, and Washington Post, July 12, 1955, Vertical Files, Glen Echo, Washingtoniana Collection, MLK Library.

Cabin John, and Kensington fire departments. Thereafter, the stone walls around the base of the building were bulldozed and the huge pit filled before grading of the parking lot began. A culvert was built to carry Minnehaha Creek under the parking area toward the Potomac. A causeway was built over Minnehaha Creek to connect the new lot extension with the existing parking area.[5]

The 1957 Season

Glen Echo Park received well-publicized unfavorable attention in area newspapers for its racially-segregated entrance policies for the first time during the spring of 1957. Two separate incidents triggered the publicity. General Manager Price would not allow black children to participate in the Sustaining Fund Campaign held at the park on June 1 for the National Symphony Orchestra because the park was "patronized by whites only." A second incident occurred when a black Washington high school student was eliminated from a television talent show, sponsored by Pepsi Cola, Motorola, and the park, because the finals were held at Glen Echo.[6]

The 1958 Season

The 1958 season at Glen Echo, which opened on March 29, was the first in which Rekab, Inc., made extensive improvements to the park. Billboard featured the new attractions, building improvements, and expanded management staff at the park in an article on April 7, 1958:

---

5. Washington Post, September 17, 1956, and Washington Evening Star, September 17, 1956, Vertical Files, Glen Echo, Washingtoniana Collection, MLK Library.

6. Washington Afro-American, May 28, 1957, Vertical Files, Glen Echo, Washingtoniana Collection, MLK Library.

Addition of a new ride, twice-weekly dancing, frequent personal appearances, and extension of the Arcade, are combining to enhance the fun appeal of Glen Echo Park this season.

The season opened officially on Saturday (29) with one of the best turnouts in many years. Big draws were Cochise of tv in the afternoon and the first weekly dance session fronted by Mel Grant. Music was on records and by an eight-piece band. Grant's sessions will hold forth on a Saturday basis, and there will be regular Friday appearances by Don Owens and his group with country music.

A German Carrousel is expected in mid-April. . . . Imported through Harry Prince, it will go into the Kiddieland in place of a kiddie Ferris Wheel sold to Prince and moved elsewhere.

The Baker management is working with local outlets to offer appearances of kiddie tv stars during the season. There will be three or four remotes on television and a few on radio by local disc jockeys.

New Cuddle-Up cars have been added. . . . and new Skee Ball alleys. Also, an addition of 40 feet by 50 is underway for the Sportland Arcade and considerable new units will be installed.

Sprucing up around the park is all but finished, and it has its usual opening sparkle. Paint is now being applied to the ballroom.

Lenny Woronoff has been added to the staff, to handle publicity. Robert A. Graves is managing the office and handling other chores, and the general park management is being divided up among the Baker brothers.[7]

---

7. "Sprucing and Growth Enhance Glen Echo," Billboard, 70 (April 7, 1958): 96, and Application for Building Permit, Montgomery. County, Maryland, Department of Inspection and Licenses, Permit No. 4067, March 17, 1958, Construction Codes Enforcement, Department of Environmental Protection, Montgomery County. The extension to the Sportland arcade cost between $15,000 and $16,000. The architect for the project was J.S. Samperton, and engineering services were provided by Kornegay Associates, Inc.

The 1959 Season

During the 1958-59 off-season two construction projects were undertaken in Glen Echo Park for which building permits were received from Montgomery County. Portions of the grandstand around the Crystal Pool were converted to a sundeck at a cost of $2,500. Thomen & Cromar, of Silver Spring, Maryland, provided architectural services for the work, and H. M. Myerson of Washington, D.C., was the contractor.[8]

A second project involved construction of a new compressor house near the Comet Jr. and incinerator. The one-story concrete block structure, which cost some $500, was 14 by 12 feet and 8 feet in height. Kornegay Associates, Inc., of Silver Spring, Maryland, provided design services, and park personnel built the structure.[9]

In April 1959 Billboard published an article that featured excerpts from interviews with amusement park operators around the nation. One of the persons interviewed was Abram Baker, one of the three brothers who owned and managed Glen Echo Park. Baker addressed three topics in his interview: ride market, park business, and 1959 prospects. He stated:

> . . . Ride Market:
>
> The ride manufacturers in this country seem to lack imagination in planning and developing new rides, and the quality of construction sometimes leaves a good deal to be desired. Domestic manufacturers are certainly eager to sell rides, but they do nothing to assist park operators in the way of financing on favorable terms. This has prevented many

---

8. Application for Building Permit, Montgomery County, Maryland, Department of Inspection and Licenses, Permit No. 45855, September 23, 1958, Construction Codes Enforcement, Department of Environmental Protection, Montgomery County.

9. Application for Building Permit, Montgomery County, Maryland, Department of Inspection and Licenses, Permit No. 47923, February 2, 1959, Construction Codes Enforcement, Department of Environmental Protection, Montgomery County. A copy of a drawing attached to the permit application may be seen on the following page.

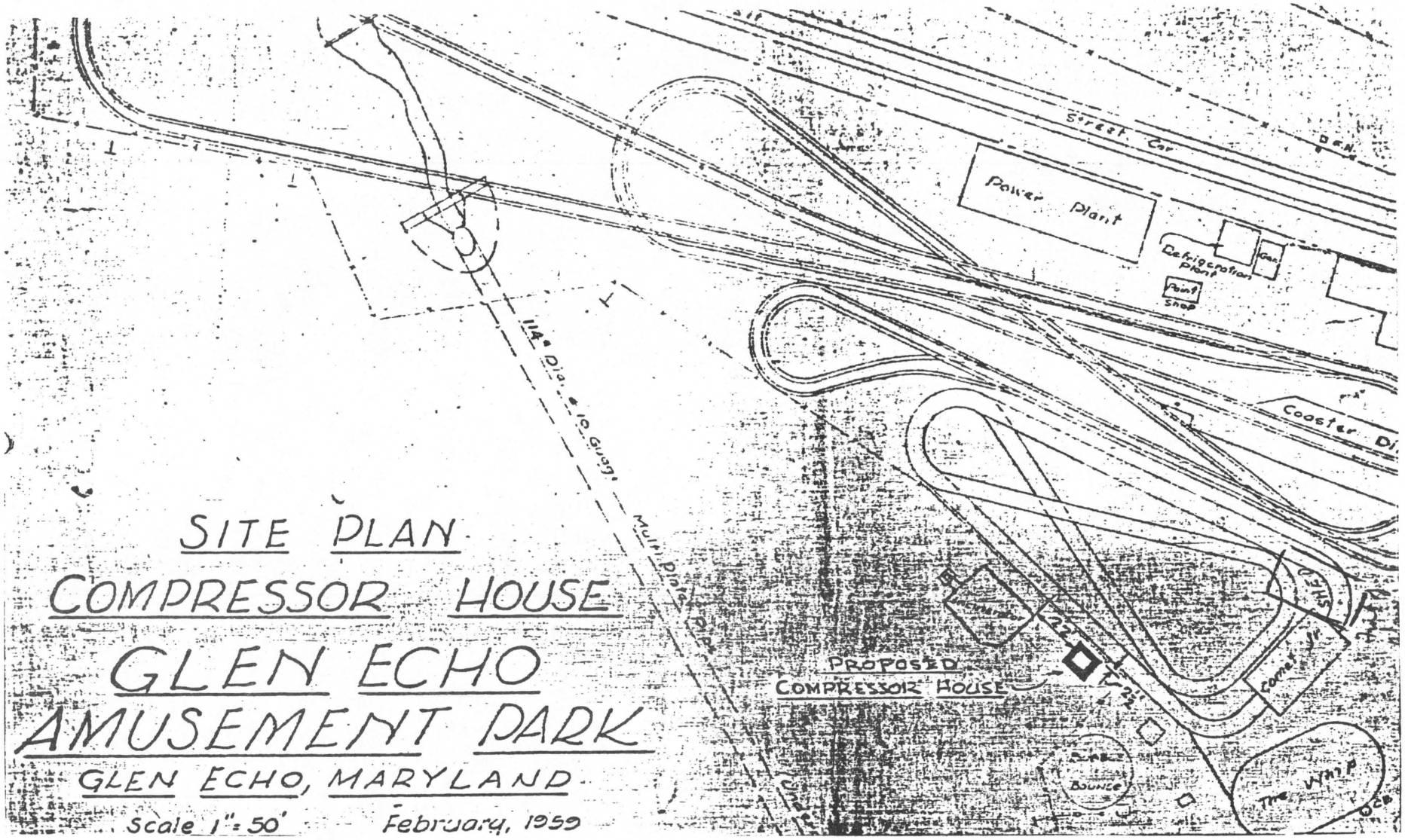
Street Car
Power Plant
Refrigeration Plant
Paint Shop
Coaster Di
PROPOSED
COMPRESSOR HOUSE
Bounce
The Whip
SITE PLAN
COMPRESSOR HOUSE
GLEN ECHO
AMUSEMENT PARK
GLEN ECHO, MARYLAND
Scale 1" = 50'
February, 1959

parking operators from going ahead with needed revitalization and expansion programs.

It seems significant that the three most talked about new rides in the amusement park happen to be German imports: Kiddie Carousel, Satellite Jet and the Wild Mouse, which domestic manufacturers are trying to copy.

The ride industry might do well to think about adopting a plan similar to that of the auto industry, a plan that would allow for the trading in of the old rides on new ones. This would allow park operations to change major rides more often, thereby helping to keep the public keenly aware of the fun and excitement that a park has to offer.

. . . Park Business:

The significant factor about the influence of Disneyland on the amusement park business in general is that Disney has proved we are limited only by our imagination and determination. This has been a big boost to many park operators.

Traditional style parks will always have strong appeal as long as they offer the public new things from time to time. Theme parks, villages and traditional style parks have in common one big thing upon which success depends--and that is promotion.

. . . 1959 Prospects:

This year we are celebrating our 50th anniversary. We are looking forward to the biggest year in the park's history. We are fortunate in that we are not affected by strikes, plant-shutdowns or similar factors that affects the general economy of an industrial area.[10]

The 1959 season began on March 28, and Billboard published an article describing new rides, changes in location of old rides, and plans for new entertainment features in the park. The article stated:

A new Satellite Jet, bought from Eric Wedemeyer (imported from Germany) is near the lower parking area, where the Bubble Bounce had been operating. The new German ride and the Round-Up are served by the new ticket booth.

---

10. "Amusement Park Owners Speak Out," Billboard, 71 (April 13, 1959): 96-98.

Rides are priced by the number of nickel-unit tickets required. Combination books are 45 for $2.

The Bubble Bounce, which was displaced by the Satellite Jet, has been moved up onto the main midway, where it stands right in the center. This had been a roomy, paved area and installation of the ride caused relocation of a couple of stands.

The swimming pool opened May 23, and continues until Labor Day weekend, the customary park closing period. Robert Graves, manager, in his fourth season with the park, said extensive radio and tv tie-ins will again be pursued. Lenny Woronoff remains in charge of advertising and public relations.

Among the projects this year is a regular Saturday night record hop presided over by Don Dillard, of WTTG. Visiting record artists and kiddie tv favorites will be utilized wherever possible.[11]

Maintenance operations of Glen Echo Park were featured in an article in the September 1959 issue of American Forests. It was estimated that 1,000,000 board feet of lumber had been used to build the various rides at the park. Thousands of board feet of Georgia pine, poplar, beech, and oak were used each year for construction of platforms, railings, and general maintenance work. Two inspectors walked the entire track of the roller coaster every morning that the park was open. Similar inspections were made by insurance men and engineers on a weekly basis. Some 500 gallons of paint were used on the coaster annually. All picnic tables in the park were built by the year-round maintenance staff. Among other things, the wooden bellows of the park organ were oiled daily.[12]

The 1960-1968 Seasons

A number of construction projects were carried out in Glen Echo Park during the 1959-60 off season for which Montgomery County building

---

11. "Glen Echo Features New Satellite Jet," Billboard, 71 (April 20, 1959): 87.

12. "Glen Echo -- Years of Fun," American Forests, 65 (September, 1959): 24-27.

permits were secured by Rekab, Inc. These projects included conversion of the remainder of the Crystal Pool grandstand into a sun deck (portions had been converted during the 1958-59 off season) at a cost of $2,500; construction of a one-story, masonry maze building measuring 50 feet in width, 40 feet in length, and 17 1/2 feet in height at a cost of $4,000; addition of fire doors and one exit to the ballroom; and alteration of an unspecified masonry and frame amusement ride building at a cost of $4,000. Thomen & Cromar of Silver Spring, Maryland, provided architectural services for all of the projects. H. M. Meyerson of Washington, D.C., was the contractor for the sun deck conversion, and the Gem Construction Co. of Washington, D.C., served as contractor for the other improvements and alterations.[13]

Advertisements and listings in the 1960 Manual & Guide of the National Association of Amusement Parks, Pools, and Beaches indicated that Glen Echo Amusement Park had thirteen major rides and six Kiddieland rides in addition to basketball, a miniature golf course, shooting gallery, penny arcade, Skee-Ball, swimming pool, picnic grove, ballroom, and archery. The park booked orchestras, name bands, and free acts and provided free gate admission and parking. The B & B Industrial Catering Company operated two food and seven refreshment concessions. Murray Goldberg operated concessions for "Guess Your Age," "Guess Your Weight," and "The Gift Shop." Park management included Emory Crouch, who had worked in the park since 1924 as superintendent, Robert Graves, as office manager, and Leonard Woronoff as public relations director.[14]

---

13. Application for Building Permit, Montgomery County, Maryland, Department of Inspection and Licenses, Permit No. 9796, December 15, 1959, Permit No. 56074, January 13, 1960, Permit No. 57530, April 5, 1960, and Permit No. 57905, April 19, 1960, Construction Codes Enforcement, Department of Environmental Protection, Montgomery County.

14. National Association of Amusement Parks, Pools, and Beaches, 1960 Manual & Guide, 17th Edition (Chicago, 1960), pp. 114, 174, 218. The 1961 and 1962 editions of this manual repeat substantially the same data

The 1960 season at Glen Echo began inauspiciously but events in late June foreshadowed issues that would cloud the amusement park's operations for the remainder of its operating days.[15] On June 30 five blacks who conducted sit-in demonstrations to Glen Echo Park were arrested for trespassing when they refused to get off the carousel. The five, all later released on bond, were among 75 black and white persons who picketed in front of the park's main gate for almost six hours, protesting the park's segregation policy, before leaving at midnight.

Demonstrations, led by Rev. Lawrence G. Henry, a Howard University divinity student, and his Non-Violent Action Group, outside the park's entrance continued, and by July 8 the number of pickets had increased to about 100, of whom some 40 were blacks. All told, nine blacks and four whites were arrested during the demonstrations. George Lincoln Rockwell and 13 members of his American Nazi Party also appeared at the park to stage counter-demonstrations in support of the park's segregationist policies.[16]

On the 8th, six blacks sued for a federal injunction to prohibit the park from enforcing its policy of racial segregation. The suit was specifically aimed at the park's chief legal weapon for excluding blacks--its guards' power to arrest them for trespass. The suit also asked for an injunction that went beyond the arrest question to a general prohibition against any inference with blacks' "using and enjoying" all the park's facilities.

---

14. (Cont.) except that the park featured 14 major rides and Woronoff was listed as executive assistant for both years. National Association of Amusement Parks, Pools, and Beaches, 1961 Manual & Guide, 18th Edition (Chicago, 1961), pp. 58, 180, 232, and Ibid., 1962 Manual and Guide, 19th Edition (Chicago, 1962), pp. 17, 172, 228.

15. "Talent on the Road," Billboard, 72 (May 30, 1960): 57.

16. Washington Evening Star, July 1, 1960, and Washington Post, July 9, 1960, Vertical Files, Glen Echo, Washingtoniana Collection, MLK Library.

The significance of the suit, which was the broadest attack on segregation practices in private business that had been filed in federal courts to date, was outlined in the Washington Post on July 10, 1960:

> GLEN ECHO, which started out life hoping to be "the world's greatest Chautauqua" but never made it, now has another chance to get its name in the history books. This time, it is as an amusement park which banned Negroes and triggered court tests on the power of states to uphold private discrimination.
>
> The outcome of these tests, whether reached in the cases developing from the Glen Echo picket line or in cases arising from sit-ins in more Southern stores and restaurants, will leave a major mark on racial discrimination in America, on the power of states and on American jurisprudence.
>
> The importance of the Glen Echo situation is that the pickets for desegregation have a stronger legal case there than they do in almost all, if not all, of the Southern sit-ins.
>
> A SMALL PART of the area [front parking lot] from which Negroes are barred is leased from the Federal Government; an amusement park may be in a different legal position than an ice cream parlor; the arresting officers are employees of the park as well as deputy sheriffs.
>
> It is because each of these factors make a difference that a civil suit was filed Friday in Federal District Court in Baltimore. The suit, asking that Maryland authorities be ordered not to make arrests in Glen Echo for trespass, is the first affirmative attack in Federal courts growing out of the recent sit-ins. The other court actions are all defensive in that the desegregation forces are seeking to upset criminal convictions.
>
> All of these legal maneuvers go back to a Supreme Court decision eight years before Glen Echo opened its Chautauqua in 1891 where the amusement park now stands. In that decision, called the Civil Rights Cases, the Supreme Court struck down a Federal law barring racial discrimination in amusement facilities such as Glen Echo Amusement Park.[17]

---

17. Washington Post, July 10, 1960, Vertical Files, Glen Echo, Washingtoniana Collection, MLK Library.

Throughout the off season of 1960-61 there were mounting opposition and publicized preparations for picketing, petitions, and lawsuits by local citizens and anti-segregation groups during the upcoming 1961 season. Finally, on March 14, 1961, William G. Clark, attorney for the Bakers, announced that the park would open on March 31 on a non-segregated basis for the first time. Thus, Glen Echo became one of the last segregated public facilities in Montgomery County to begin operation without arbitrary racial bars.[18]

When the park opened for the 1961 season, something new was added--a 25¢ minimum entrance fee and a guarded gate. All persons over three years of age were required to buy a minimum of 25¢ worth of tickets that could be used on the rides and attractions in the park.[19]

The remaining six years of Glen Echo Park's operation as an amusement center were clouded with rising levels of controversy, continuing racial tensions, worsening community relations, deteriorating facilities, increasing juvenile delinquency, and declining attendance. To upgrade the park's publicity program the Baker brothers hired Anthony Gizzi, formerly production manager of Kal, Ehrlich & Merrick Advertising, Inc., and Raleigh Haberdasher, as promotion and public relations director for the park in February 1963. Gizzi introduced various promotions to increase attendance at the park, including appearances by local rock-and-roll groups, package deal birthday party affairs, and half-price days on Wednesdays and Thursdays. A new thrill ride, known as the Paratrooper, was introduced. It consisted of a revolving circle of seats about 60 feet in diameter with a hydraulic device raising the circle 34 feet off the ground at a 45-degree tilt. Despite these efforts, however, publicized incidents at the park, such as a concession stand robbery and

---

18. Washington Post, March 15, 16, April 1, 1961, and Washington Afro-American, March 18, 1961, Vertical Files, Glen Echo Washingtoniana Collection, MLK Library.

19. Washington Post, April 1, 1961, Vertical Files, Glen Echo, Washingtoniana Collection, MLK Library.

display of a switchblade knife on Easter Monday of that year, worsened the reputation of Glen Echo. The Baker brothers also exacerbated local community relations during the summer of 1963 by attempting to purchase the Clara Barton House for the purpose of demolition and adding its acreage to existing parking facilities--a move that prompted purchase of the historic structure by the Friends of Clara Barton, Inc., in the spring of the following year.[20]

During the 1963-64 off season the Baker brothers initiated plans to erect an addition to Kiddieland in the park. The addition included a one-story steel structure (120 feet x 60 feet), part of which was located on the portion of Tulane Avenue which had been abandoned at the edge of the park in August 1961 and on portions of Girard Street which was still a public road.[21] The shelter, built by the Gem Construction Company of Silver Spring for some $15,000, was designed to house a small carousel and picnic area. County officials approved the building permit, only later to find that such a permit was illegal because the land in question was not zoned for commercial purposes. Accordingly, an agreement was reached in March 1964, whereby the Bakers would continue construction contingent upon their promise to apply for the requisite zoning change and take necessary actions "to insure that any public interest in Girard

---

20. Ibid., February 12, May 1, 1963, and Washington Evening Star, June 9, 1963, May 27, June 4, 1964, Vertical Files, Glen Echo, Washingtoniana Collection, MLK Library, and Washington Star, July 21, 1963, Baker Collection. Glen Echo received much needed favorable publicity in 1963 when Mrs. John F. Kennedy and her two children visited the park. Washington Evening Star, August 21, 1965, Vertical Files, Glen Echo, Columbia Historical Society.

21. Tulane Avenue (between Bowdoin Avenue and Kiddieland, a stretch bounded on either side by park property) had been abandoned in 1961 because Rekab, Inc., planned to remodel the park entrance there, thus necessitating relocation of the maintenance shop "within the park property intersected by Tulane Avenue." Minutes of "Special Session of the Town Council, December 7, 1960," and "Regular Monthly Meeting of the Mayor and Town Council of Glen Echo, January 10, 1961," Minutes of Glen Echo Town Council, in possession of Frank G. Corder, Glen Echo, Maryland.

Street be abandoned." If the rezoning request were denied, the Bakers would remove the structure.[22]

In October 1964, when the Bakers applied for rezoning of the one-half acre on which the new shelter was located, the Potomac Valley League sprang into action, urging the Montgomery County Council to deny the request and join with planners in asking Secretary of Interior Stewart L. Udall to move "now to condemn the Glen Echo Amusement Park or at least acquire scenic easements on the property." Swift action was needed, according to the league which represented fourteen groups along the Maryland shore of the Potomac, to protect the beauty of the palisades from "the direct threat" of dense development in the form of high-rise apartment hotels. Such development was permitted under commercial zoning that the park had, and it was "common knowledge," according to the league, that the park was up for sale at a price in excess of $1,000,000. Udall had been contacted by two developers interested in constructing high rise buildings on the park property. Accordingly, the secretary warned both developers that the Interior Department was likely to seek scenic easements, similar to those taken to preserve Merrywood in Virginia, if they purchased the park and urged the county council to reject the Bakers' zoning application.[23]

The Montgomery County Council finally granted the Bakers' rezoning request in January 1965. As a response, the Potomac Valley League appealed the decision to the Montgomery County circuit court and began preliminary moves to interest the federal government in preventing

---

22. Application for Building Permit, Montgomery County, Maryland, Department of Inspection and Licenses, Permit No. 8404, February 5, 1964, and supporting documentation, Construction Codes Enforcement, Department of Environmental Protection, Montgomery County. In 1964, the front of the ballroom was converted to an amusement house called Jungleland.

23. Washington Post, October 7, 1964, Vertical Files, Glen Echo, Washingtoniana Collection, MLK Library.

further expansion or development of the park property. The league's decision coincided with reports that Roger Euster, a New York City theater owner and producer, had purchased the park for $3,500,000 and intended to continue operating the park as an amusement center while converting the ballroom to a theater-in-the-round seating 1,000 persons.[24]

Meanwhile, attractions in Glen Echo Park were deteriorating. On July 27, 1964, for instance, eight children were injured when the 5-inch main shaft of the Paratrooper ride snapped.[25]

In March 1966 Rekab, Inc., applied for a building permit to construct a shed over the new Alpine-Hi Ride (also known as the Sky Ride). The wood shed was 20 by 40 feet and 14 feet high with masonry footings. Universal Design of Wildwood, New Jersey, provided architectural services, and Allan Hawes served as engineer for the structure which was built by park crews at an estimated cost of $1,500.[26]

While Rekab, Inc., generally applied for county building permits for construction in the park, the company seldom obtained permits from the Town of Glen Echo. Such was the case for the Alpine-Hi Ride, and the town council considered ways of ameliorating this problem. The minutes of a meeting of the town council on April 20, 1966, stated:

---

24. Ibid., January 7, 1965, and Washington Evening Star, January 24, 1965, Vertical Files, Glen Echo, Washingtoniana Collection, MLK Library.

25. Washington Post, July 28, 1964, Vertical Files, Glen Echo, Washingtoniana Collection, MLK Library. Despite the general deterioration of the park a new ride, The Scrambler, was installed in 1965. Washington Evening Star, August 21, 1965, Vertical Files, Glen Echo, Columbia Historical Society.

26. Application for Building Permit, Montgomery County, Maryland, Department of Inspection and Licenses, Permit No. 102358, March 8, 1966, Construction Codes Enforcement, Department of Environmental Protection, Montgomery County. Subsequent to this meeting the town council took measures to raise the tax assessment of the Glen Echo property.

> It was noted that the amusement park has flaunted permits in the past. The County seems disinclined to enforce the regulations. It was noted also that Glen Echo ordinances are inadequate and should be rewritten "with teeth in them" so that enforcement can be carried out. Our building code should include any structure within the town premise. Amusement devices should be inspected before permits are issued. At this point, the question was raised in regard to preparing ordinances covering these matters. The Mayor suggested that we establish priority needs in regard to ordinances and adopt them piecemeal so that eventually we would have a modern set of ordinances.[27]

Tensions built up between the Bakers and the town council because of the building permit issue and other problems. The continuing controversy led to a meeting on June 20, 1966, between the Bakers and town officials. According to a memorandum prepared by Mayor Frank G. Corder and council vice-president William E. Briggs, Jr., the issues addressed at the meeting included:

> Mr. Abram Baker complained about the requirements for permits for building structures in the Amusement Park. He said up until the last several years whatever he wanted used to be granted by the Town without his having to furnish any information or fill out an application for a building permit. The Mayor pointed out that the Town's Ordinances require this procedure, and that his corporation is certainly not immune from requirements that apply to all other property owners in the community.
>
> Mr. Abram Baker felt that the Town's repeated requests for a complete application for a building permit for the Alpine Hi-Ride shelter . . . was "underhanded." He felt the Town's officials should have come to him personally rather than writing letters. He said he did not believe that the Council could require a building permit for the shelter or other structures at the Amusement Park. He then reiterated that he believes "these things" (e.g., building permit application zoning requirements) should be worked out on a "neighborly basis," i.e., little details by which he does the Town "a favor" and the Town then

---

27. "Minutes of the Meeting of the Town Council Held April 20, 1966, in the Town Hall, Glen Echo, Maryland," Minutes of Glen Echo Town Council, in possession of Corder.

> waives "harassing requirements" with which other property owners have to comply. The Mayor pointedly declared that Rekab, Inc[28] will be expected to comply with all Glen Echo regulations.

Subsequent to this meeting the town council again took measures to raise the tax assessment of the Glen Echo Park property.

The aforementioned sale of the park to Euster fell through during the spring of 1965, but early in 1966 the Bakers proposed to construct five 16-story apartment hotels with 1,590 living units and parking space for 2,300 automobiles on the park property. This proposal led to loud protests from the community and environmental groups. In January 1966 the Corps of Engineers informed the Bakers that access to the park site would be denied if construction plans went ahead. MacArthur Boulevard was under control of the corps because it ran over the Washington Aqueduct, and the crossing led to a 2.9-acre tract owned by the corps and leased to the park (the lease would expire on March 31, 1967) for free parking space and transportation facilities. The National Park Service, in line with President Lyndon B. Johnson's plans for making the Potomac a conservation model area, pledged to bar construction equipment from the George Washington Memorial Parkway. At the same time the Montgomery County Council, for its part, prohibited "developing of apartment-hotels in that portion of the county within one-half mile of the east bank of the Potomac River."[29]

Within several months the Bakers approached Senator Daniel B. Brewster of Maryland to help in negotiating the sale of the park to the Department of the Interior. The offer was rejected since it was estimated that such a purchase would cost the federal government some $2,000,000. Instead the

---

28. Corder and Briggs to Town Council, June 20, 1966, Minutes of Glen Echo Town Council, in possession of Corder.

29. Washington Evening Star, January 8, February 7, 9, 1966, and Washington Post, January 27, February 8, 1966, Vertical Files, Glen Echo, Washingtoniana Collection, MLK Library.

Bakers agreed in principle to Brewster's proposal that they swap the park property for a piece of federal land "of equal value" but for which the government had no use.[30]

A major disturbance involving more than four thousand teenagers at Glen Echo Park on Easter Monday, April 11, 1966, appears to have sounded the death knell for the amusement center. According to local newspapers, during the early evening hours groups of impatient youths "started to get out of hand, hopping on rides and causing a disturbance." Ride operators quickly closed down their devices, and soon the entire park was closed. The youths then started to leave the park and board buses for the return to Washington. At the time they started to leave, only six buses were on hand, thus leading to overcrowding and vandalism. When these buses left, several thousand youths remained without transportation. Thereafter, the mob moved toward Massachusetts Avenue, smashing car windows, trampling down fences and flower beds, setting fire to foliage on an embankment, and stoning firefighters who had been called to put out the blaze. By 9:00 p.m. some 150 Montgomery County police, with aid from other jurisdictions, restored order.[31]

A specially-formed citizens committee on the Glen Echo disturbance, consisting of ten civil rights leaders and clergymen, commenced an investigation of the riot on April 13. Among the committee members were Sterling Tucker, executive director of the Washington Urban League, Julius Hobson of the Association of Community Teams, Marion Barry of the Student Non-Violent Co-Ordinating Committee, and Ed Hailes of the

---

30. Washington Post, September 17, 1966, Vertical Files, Glen Echo, Washingtoniana Collection, MLK Library.

31. New York Times, April 12, 1966, Washington Daily News, April 13, 1966, and Washington Post, April 13, 1966, Vertical Files, Glen Echo, Washingtoniana Collection, MLK Library. Further data on the riot may be found in "Whitey Rides Home," Washingtonian, 11 (December, 1966): 32-33, 48, 50.

National Association for the Advancement of Colored People.[32] The committee held hearings and submitted a report of its findings on May 4. The report noted, contrary to much of the press coverage, that the incident was not planned or racially motivated and did not constitute a riot. The document, however, called for changes in park operations, police communications, crowd-control procedures, and District transit conduct and for more recreational opportunities for Washington youth. The gist of the report as printed in the New York Times was that responsibility for the disturbance

> must be shared by the park management, the District of Columbia Transit Company, and by the community at large. There were no serious injuries resulting from the riot and damage in the park, Glen Echo, was estimated at $50. But there were some 70 incidents in the vicinity when the crowd learned that bus service had been cut off.
>
> The management of the park . . . closed it down unexpectedly about 6 P.M. when ticket buyers, unable to get on the rides for which they had purchased tickets, became impatient and frustrated.
>
> "Whatever confusion, rowdyism, or vandalism had taken place inside the park," the report said, "the decision to close the park precipitated the crucial crisis of Easter Monday, the bus crisis."
>
> The crowd, after the shutdown, left the park to discover that the transit company had stopped service until police protection could be assured . . . . This was a betrayal of public trust . . . .
>
> Finding the prospect of a several mile walk home and with still unused but paid for tickets in their pockets, some of the angry crowd began throwing bottles and stones. . . .[33]

---

32. Washington Daily News, April 13, 1966; Washington Afro-American, April 23, 1966; and Washington Evening Star, April 20, 1966; Vertical Files, Glen Echo, Washingtoniana Collection, MLK Library.

33. New York Times, May 5, 1966, and Washington Post, May 5, 1966, Vertical Files, Glen Echo, Washingtoniana Collection, MLK Library.

Attendance at Glen Echo Park remained lower than normal for the remainder of the 1966 season, with the Bakers estimating losses of $5,000 per week.[34] The Baker brothers agreed to close the park on future Easter Mondays if necessary, but area residents and officials, insisting that the incident was a riot caused by the lawless attitude of the youthful mob, pressed the Montgomery County Council to close the park permanently, describing it as "too small" and its "aged wooden structures" as "a fire hazard."[35]

In September 1966 the Glen Echo Town Council, under the leadership of Mayor Corder with the technical assistance of Mansfield M. Bascom, prepared "A Proposed Redevelopment Plan for the Glen Echo Amusement Park Area." The plan envisioned conversion of the area for commercial and cultural facilities, townhouses, open space, and elimination of the amusement park.[36]

As the park was being readied for opening day on March 24, 1967, the Montgomery County Council passed a new ordinance that would take effect on April 7, limiting the number of patrons at Glen Echo to "one person for each 30 square feet of space" at any one time. The ordinance, entitled "Amusement Park Requirements for Public Safety," required that there would have to be one trained guard for every 500 persons and at least four guards on duty at all times, all of whom would be required on weekends. All guards would have to be trained and be the responsibility

---

34. Washington Post, April 18, June 21, 1966, Vertical Files, Glen Echo, Washingtoniana Collection, MLK Library.

35. Washington Evening Star, May 12, 1966, and Washington Post, May 17, June 21, 1966, Vertical Files, Glen Echo, Washingtoniana Collection, MLK Library.

36. A Proposed Redevelopment Plan for the Glen Echo Amusement Park Area of the Town of Glen Echo, Montgomery County, Maryland, September 1966, Prepared by the Glen Echo Town Council with the technical assistance of Mansfield M. Bascom, pp. 1-23 (copy on file at Glen Echo Park).

of the park's management. To guarantee crowd control the owners would be required to install mechanical counters.[37]

Despite the increased security precautions at Glen Echo the atmosphere at the park continued to deteriorate. In his "Step Right Up, Folks!" Al Griffin described the deterioration of the park and its reputation during its last years:

> . . . In its last days, Glen Echo was simply a dangerous place to visit. Gangs of young hoodlums sometimes stood under the Alpine Sky Ride and pelted its helpless passengers overhead with beer cans and pop bottles. One youth was shot down with a steel ball bearing from a slingshot as he swung by like a duck in a shooting gallery. Women were molested constantly; fights raged almost every weekend; and concessionaires were robbed left and right.[38] The park was in shambles by the time it finally closed down.

Various proposals were aired throughout 1966-68 relative to the future of Glen Echo Park. In July 1967 Senator Brewster proposed that Montgomery County acquire Glen Echo Park and develop it as a local historic landmark. Earlier he had recommended that the National Park Service acquire the property through a trade with the owners, but that federal agency had determined that "Glen Echo would not qualify as a national historical park facility."[39]

In early 1968 the Department of the Interior and the National Capital Planning Commission formally requested that the General Services

---

37. Washington Evening Star, March 8, 21, 1967; Washington Daily News, March 8, 23, 1967; and Washington Post, July 1, 1967, Vertical Files, Glen Echo, Washingtoniana Collection, MLK Library. The park was closed on Easter Monday, March 27. At first authorities thought the ordinance would limit park patrons to about 2,200, but later in June it was found that the park could admit 4,110 at one time under its provisions.

38. Al Griffin, "Step Right Up, Folks!" (Chicago, 1974), p. 24.

39. Washington Post, July 26, 1967, Vertical Files, Glen Echo, Washingtoniana Collection, MLK Library.

Administration (GSA) endeavor to acquire Glen Echo Amusement Park through an exchange of surplus government real property, since acquisition of the property would help protect the Potomac Palisades and provide additional park lands. Finally in April 1969 the Bakers announced that Glen Echo Park would be closed permanently because of declining attendance while awaiting the outcome of the federal government's proposal to acquire the park in exchange for other acceptable property.[40]

---

40. Washington Evening Star, May 4, 1969, Vertical Files, Glen Echo, Washingtoniana Collection, MLK Library, and Washington Post, April 2, 1969, Vertical Files, Glen Echo, Columbia Historical Society. Two maps showing the layout of Glen Echo Park during the 1966-70 period may be seen on the following pages.



Match Line to Page III-157

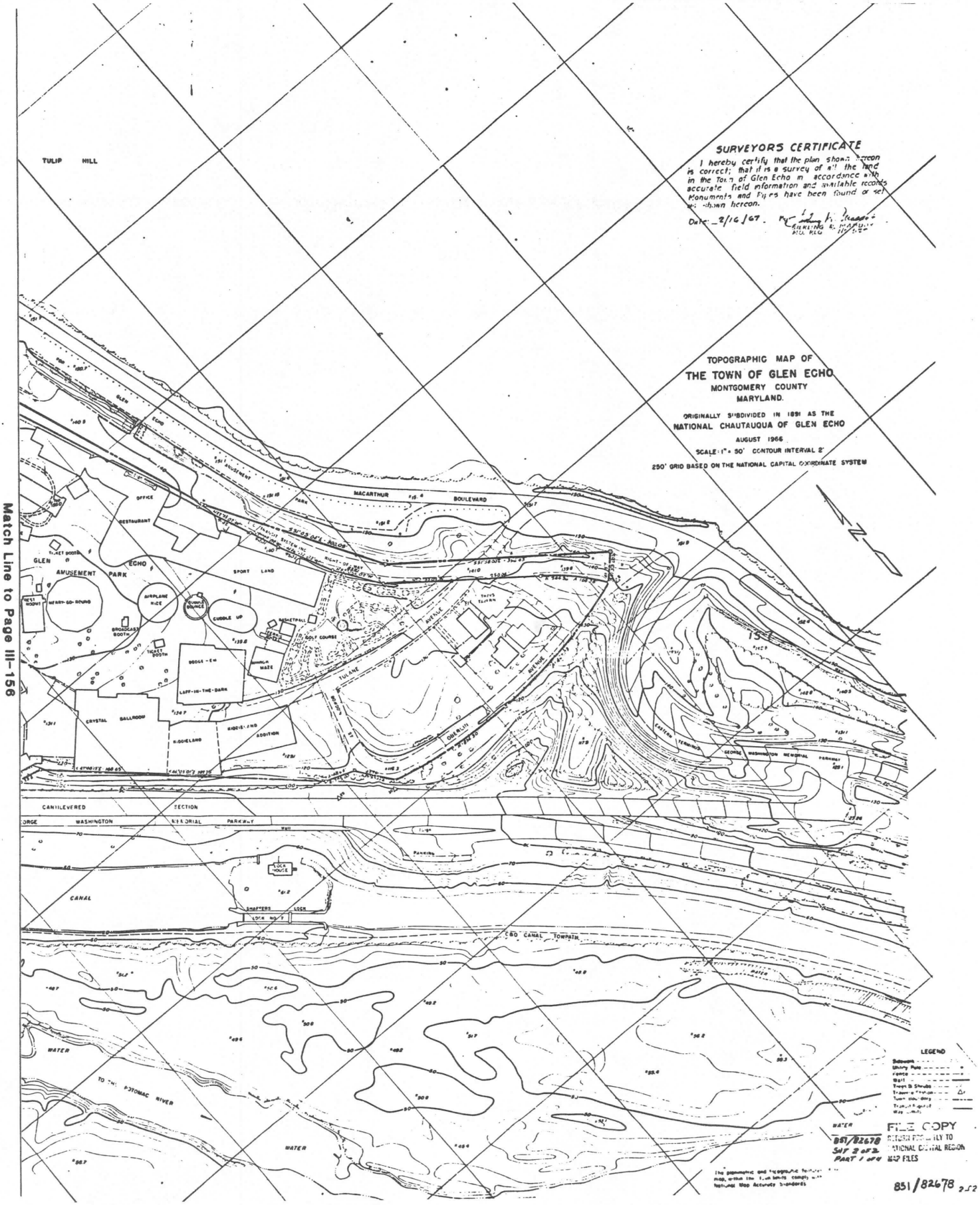

Match Line to Page III-156

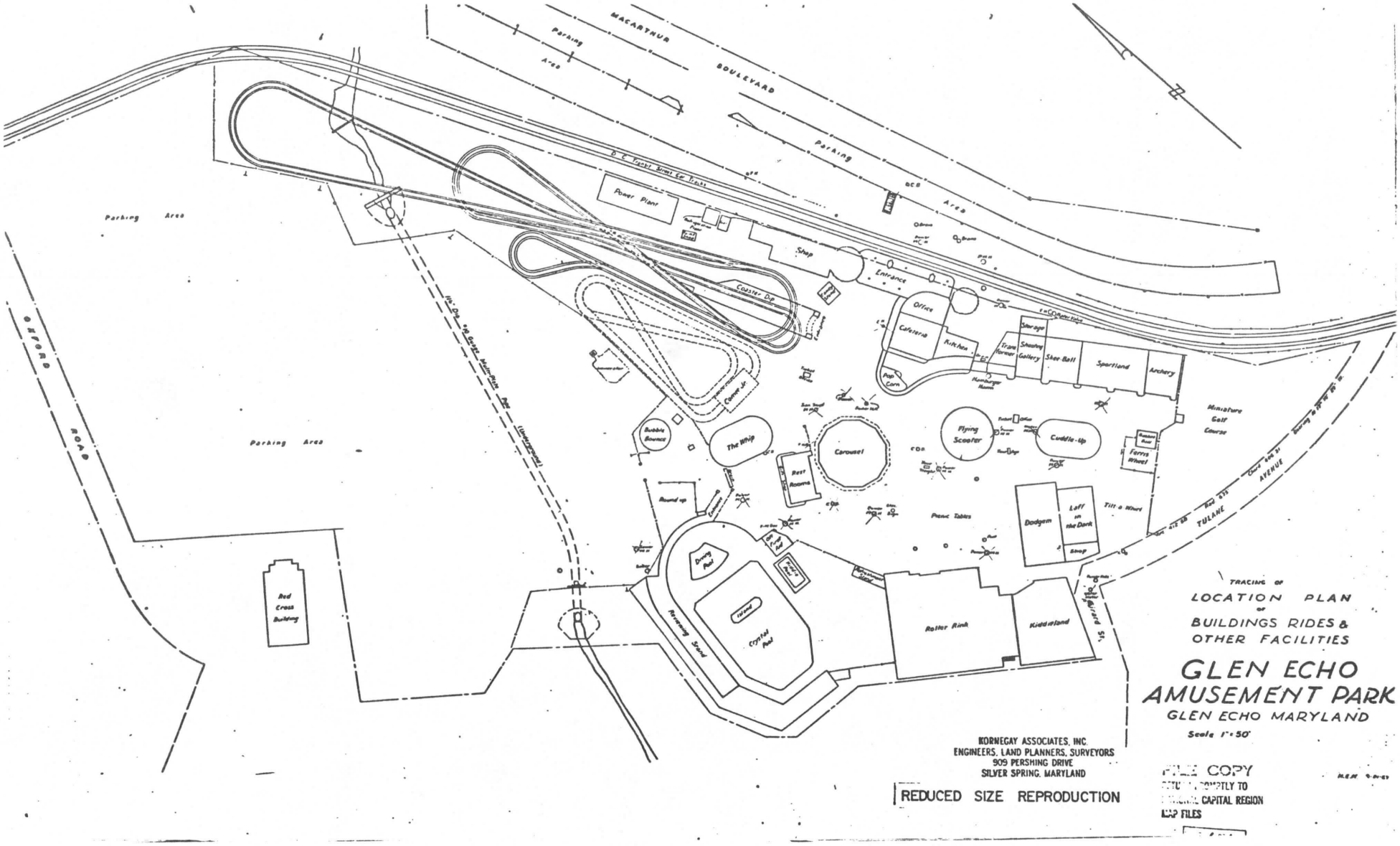

TRACING OF

LOCATION PLAN OF BUILDINGS RIDES & OTHER FACILITIES

GLEN ECHO AMUSEMENT PARK

GLEN ECHO MARYLAND

Scale 1" = 50'

KORNEGAY ASSOCIATES, INC.
ENGINEERS, LAND PLANNERS, SURVEYORS
909 PERSHING DRIVE
SILVER SPRING, MARYLAND

REDUCED SIZE REPRODUCTION

FILE COPY
RETURN PROMPTLY TO
NATIONAL CAPITAL REGION
MAP FILES

F. OPERATION OF GLEN ECHO PARK UNDER THE FEDERAL GOVERNMENT: 1970-PRESENT

1. Transfer of Title and Administration of Glen Echo Park

By July 1969, after extensive negotiations between GSA officials and Rekab, Inc., GSA recommended that the federal government exchange the Old Emergency Hospital at 1711 New York Avenue, N.W., in Washington, D.C., for the 17-acre Glen Echo Amusement Park which would then be transferred to the Department of the Interior as an integral component of the National Park Service's George Washington Memorial Parkway.[1] The hospital property, which had been acquired by the federal government for $387,500 in 1959, included three interconnected buildings being used as offices. The property, which had been declared excess by GSA, was appraised at $1,950,000 by the American Real Estate Appraisal Corporation of Washington, D.C. The Glen Echo Amusement Park property of approximately 17 acres was appraised at $2,685,000 by Market Analytics of Falls Church, Virginia. It was noted that many of the temporary buildings, attractions, and equipment had been dismantled and removed from the park since the amusement park closed in September 1968. Despite the fact that the Glen Echo property was appraised at $735,000 more than the Old Emergency Hospital property, Rekab, Inc., offered to make an even exchange of the properties.[2]

---

1. The story of the negotiations is outside the parameters of this study. There are abundant materials on the negotiations in the Vertical Files, Glen Echo, Washingtoniana Collection, MLK Library, and the Minutes of the Glen Echo Town Council in the possession of Corder.

2. Chapman, Acting Administrator, GSA to Dawson, Chairman, Committee on Government Operations, House of Representatives, July 29, 1969, in "Statement for Management, Glen Echo Park/Clara Barton NHS," September 26, 1977.

Although the formal title to Glen Echo Park had not been officially transferred, ceremonies were held on October 1, 1969, at which Abram and Samuel Baker conveyed the tract to the National Park Service. The ceremonies were presided over by U.S. Congressman Gilbert Gude, with Theodore R. Swem, NPS assistant director, representing the National Park Service.[3]

GSA acquired title to Glen Echo Park, consisting of 16.8136 acres, on April 1, 1970.[4] Two months after the land was acquired by GSA, on May 25, 1970, the Department of the Interior formally requested that title to the property be transferred from GSA to Interior. While this request was being processed prior to being forwarded to the Office of Management and Budget, the National Park Service took over administration of Glen Echo Park in 1970. The Glen Echo tract was officially transferred to the National Park Service pursuant to the Federal Property and Administrative Service Act of 1949, as amended, from the General Services Administration on March 5, 1976. Of the 16.8 acres transferred by GSA, a portion (7.5 acres) became a part of the Clara Barton National Historic Site (established under Public Law 93-486, October 26, 1974) and the remainder (9.3 acres) became part of the lands of George Washington Memorial Parkway.[5]

---

3. "Minutes of the Glen Echo Town Council, October 28, 1969," Minutes of Glen Echo Town Council in possession of Corder.

4. Deed, Rekab, Inc. to United States of America, April 1, 1970, Montgomery County Deed Book 3952, folios 575-78. A copy of this deed may be seen in appendix 14.

5. Gude, U.S. Congressman to Crabill, Association Director, Natural Resources, Energy and Science, Office of Management and Budget, June 17, 1975, and National Park Service, National Capital Parks, Land Record No. 732, March 22, 1976, "Statement for Management, Glen Echo Park/Clara Barton NHS," September 26, 1977.

2. Efforts of the Save the Carousel Committee

As soon as the Bakers announced the permanent closure of Glen Echo in April 1969, they began efforts to sell the various rides and attractions in the park. Other items in the park were transferred to Palisades Amusement Park in New Jersey, an amusement center owned by the Bakers. Thus, most of the rides and their related temporary structures were dismantled and removed from the park during 1969-70.

The sale of the carousel in April 1969 to James Wells, a Falls Church, Virginia, collector who owned the Melody Memories Museum of merry-go-rounds and related musical devices, led to formation of a Save the Carousel Committee. It was headed by Nancy B. Long, a Glen Echo councilwoman and the town archivist. While the committee was negotiating with Wells to purchase the carousel and thus keep it at Glen Echo Park, Wells sold it to Color Productions of California, Inc., in April 1970, and the firm, headed by Michael Roberts, made plans to move the carousel to Berkeley. Negotiations for purchase of the carousel were then commenced with Roberts who agreed to sell the carousel for $80,000, provided the Save the Carousel Committee had the necessary funds by May 1. The funds were raised and the carousel was sold to the National Park Foundation, which transferred it to the National Park Service, thus keeping it in the park. Donors for the fund raising effort included the Morris and Gwendolyn Cafritz Foundation, the Alvon Foundation of Washington, Montgomery County Councilman Greenhalgh, Montgomery County Government, Maryland National Capital Park and Planning Commission, Town of Glen Echo, Girl Scouts, and "hundreds of donations from individuals and groups."[6]

---

6. Washington Evening Star, May 4, 1949, and Washington Post, May 2, 1970, and Minutes of Glen Echo Town Council Meetings, May 28, June 26, August 21, October 28, December 16, 1969, and January 27, February 4, 17, March 24, April 21, May 19, 1970, Minutes of Glen Echo Town Council in possession of Corder. Also see Barbara Fahs Charles, "Mix Antique Charm and Artistry, Add Children and Spin" Smithsonian, 3 (July, 1972): 41-47, and Frederick Fried, "Last Ride for Carousel Figures?" Historic Preservation, 29 (July-September, 1977): 22-27, for more information on the awakening interest in preservation of carousels in the United States during the 1970s.

3. National Park Service Assumes Operation of Glen Echo Park

Following acquisition of Glen Echo Park in April 1970 by the federal government, the National Park Service commenced clean-up operations and removal of remaining amusement park ride structures and equipment.[7] According to one writer, the scene at the park was indeed bleak:

> Only one of the original Chautauqua buildings remained--[intact]--the Chautauqua Tower, a round fieldstone structure with a rusting tin roof located at the entrance to the park. Paint peeled from the garish remnants of the dead amusement park. Only concrete bases marked the sites of the Ferris wheel and other rides. The mammoth swimming pool was badly cracked and filled with autumn leaves of several years. The Spanish Ballroom was dark and musty.[8]

On June 20, 1971, the National Park Service opened the park to the public for the first of a series of consecutive summer Sunday afternoon events. According to the Washington Post of June 19, the type of entertainment that would be offered at the park would be different from years past:

> In fact, the only ride left now is the old carrousel with its 1909 band organ, elaborate gilt horses and brass ring. The price has gone up to a quarter a ride or five rides for $1.
>
> The few remaining buildings have been roped off to the public, but some, such as the Crystal Ballroom and the Mirror House

---

7. Washington Post, May 14, 1970; Washington Evening Star, May 14, 28, 1970; and Washington Daily News, May 14, 1970; Vertical Files, Glen Echo, Washingtoniana Collection, MLK Library.

8. Charles B. Fowler, "Glen Echo: Chautauqua 1974 Style," National Parks & Conservation Magazine, 48 (September 1974): 22. Other remnants of chautauqua buildings included: back stone wall of arcade which had been incorporated into a frame house abutting the chautauqua tower in 1914; one story stone structure used as chautauqua caretaker's house, the second story of which had been removed during the amusement park period when the structure was converted for use as an incinerator building; and remnants of one stone relieving arch of the Hall of Philosophy on the hillside sloping toward the George Washington Memorial Parkway.

(now mirror-less) are being used for utilitarian and administration purposes. Most of the others are gutted and in need of repair, and, therefore, unsafe for children.

The Glen Echo Amusement Park might be considered rather dismal now by those who knew it in its glory. But National Capital Parks plans on something less than dismal for tomorrow and consecutive Sundays (1-8 p.m.) throughout the summer.

There will be an opportunity for area artists, professional and amateur, as well as children, to display their art work. Entertainment will be provided, Raquel Pena and her Spanish Ballet, who will perform outdoors. Hot Dog stands will be set up.[9]

Under the direction of Site Manager William Anderson and Wendy Ross, an arts specialist, meetings were held at the park during the spring of 1972 with interested groups to develop an expanded program at Glen Echo during the summer. The direction these meetings took was later described:

One of the first major commitments was to turn the old penny arcade into a permanent home for Adventure Theatre, a twenty-one-year-old adult acting company that specializes in theater for children. This imaginative use of existing building space gave hope that similar uses could be found for other structures. In order to determine the park's direction, a brainstorming session was held early in the planning period. Architectural students, artists and many interested individuals came together for a weekend. The opening of Wolf Trap Farm Park for the Performing Arts in nearby Virginia gave impetus to the idea of a culture and arts center. However, in comparison with Wolf Trap, the arts programs at Glen Echo would call for active participation rather than passive entertainment.

In a way, the original Chautauqua conception was reborn at that meeting. Instead of the removal of existing structures, which park officials had thought would be necessary, the planners opened whole new possibilities for their reconstitution. If the penny arcade could become a theater, why couldn't the Hall of Mirrors become a crafts center? The space in the Spanish Ballroom would be ideal for experimental dance

---

9. Washington Post, June 19, 1971, Vertical Files, Glen Echo, Washingtoniana Collection, MLK Library. Some 2,000 persons rode the carousel on June 20.

> workshops. Old concrete bases could become pedestals for outdoor sculpture. The Cuddle Up would provide the right space for a marionette show. Other spaces were designated for artisans and educators of every type. So began the concept of the park as a multi-interest cultural center for adults and children.[10]

The 1972 summer program included creative education, park improvement, and public programs. According to a "Glen Echo General Information Packet" prepared by Wendy Ross, the program coordinator, the summer program consisted of the following elements:

> July 1st and 2nd was the Glen Echo kickoff weekend. Weekend hours for public programs were established as Saturdays from 10 A.M. to 9 P.M. and Sundays from 1 P.M. to 9 P.M. The Artists in Workshop program scheduling occurred throughout the week and the park was open during the day to registered participants. The Childrens Experimental Workshop involving 8-12 year olds from the metropolitan area was held during the week, Monday through Friday, 10 A.M. to 3 P.M. Adventure Theatre productions were scheduled on the weekends and during evening hours on weekdays.
>
> The following is a list of programs in the park during the summer 1972:
>
> Creative Education Programs:
> Artists in Workshop Instructional program
> Childrens Experimental Workshop
>
> Park Improvement Programs:
> Volunteer in Parks projects
>
> Public Programs:
> Bob Brown Puppet Theatre
> Adventure Theatre Productions
> dance demonstrations (folk and modern) put on by Montgomery Recreation Dept.
> art exhibitions
> arts and craft demonstrations
> carousel rides
> family events
> picnicking

---

10. Fowler, "Glen Echo: Chautauqua 1974 Style," 22-23. Also see Mark Travaglini, "The Evolution of a People's Park," American Education, 13 (May, 1977): 22-24.

strolling minstrels
Magic shows
folk and bluegrass music festivals
National Symphony Orchestra
Arena Stage Living Theatre
special events
Labor Day Art Show
Pony Rides
Noon Walk
Teen-age Drama Program (Adventure Theatre)
11-13 year old Drama Workshop[11]

The 1972 program required that many of the structures receive a "face lifting." Six yurts were constructed as additional space for the crafts program. The yurts, among the oldest and cheapest forms of shelter, were circular wooden structures with sod roofs that fit naturally both with nature and the handicrafts they housed.[12]

The evolution of the Glen Echo Park program during the 1970s under the auspices of the National park Service is outside the parameters of this study. However, the following materials should be consulted for data on this topic:

Adele Q. Brown, "Glen Echo Park: A Case Study," May 2, 1979 (typescript draft copy of study prepared for class at American University, Washington, D.C., on file at Glen Echo Park)

Bev Armstrong, "Glen Echo Park: A Case Study," April 24, 1975 (typescript draft copy of study on file at Glen Echo Park)

"NPCA At Work," National Parks & Conservation Magazine, 49 (November, 1975): 22-23.

"Art Parks: Glen Echo is a Model Community Effort," Craft Horizons, 38 (October, 1978): 40.

---

11. "Glen Echo General Information Packet," prepared by Wendy Ross, Program Planner, [1974], (typescript copy on file at Montgomery County Library, Rockville, Maryland).

12. Fowler, "Glen Echo: Chautauqua 1974 Style," 23.

Wendy M. Ross, "The Children's Experimental Workshop," Parks & Recreation, 10 (September, 1975): 26-31, 60-61.

Patricia Raymer, "Glen Echo," Washingtonian, 10 (July, 1975): 162-65.

Mark Travalglini, "From the Echoes of Chautauqua," American Education, 13 (May, 1977): 17-21.

Washington Star (Magazine Section), May 7, 1978.

By 1974-75 the expanding Glen Echo Park program necessitated major rehabilitation and renovation of the deteriorating structures. One study of the park observed:

> The inheritance of the park site was not, however, entirely problem-free. In the first place, the buildings are in varying states of disrepair, some requiring major renovations before they can be used, some perhaps requiring the additional expense of tearing them down completely. How to renovate and use the existing physical resources is a major decision facing Glen Echo today. In the second place, the garrish colors of the rusting and rotting amusement park structures arranged around a large stretch of asphalt presents a bizarre appearance for an artistic and educational organization with a strong commitment to ecological responsibility. The Children's Experimental Workshop takes place in the Hall of Mirrors; open-air performances are under the Cuddle-Up; one artist has his studio in the renovated locker room of the Crystal Pool. The decision to maintain the amusement park structures was based on the principle of revitalizing existing resources rather than tearing them down. Yet, the image and the atmosphere created by the physical environment does not fit the organization which now operates on the site.[13]

Commenting further on the status of the structures the "Annual Site Report: Glen Echo Park, 1974" stated:

> The programs of Glen Echo Park have been directly dependent upon the ability of the National Park Service to restore certain

---

13. Armstrong, "Glen Echo Park: A Case Study," pp. 1-2.

structures and maintain others for various program use. More usable space is needed for Park development, but it is of great importance also that deterioration of various structures be halted. Many of the structures at the Park have not received any major repair since they were vacated in 1968. The following is a list of structures and their present level of deterioration.

1. Chautauqua Tower and Yellow Building. Both are in poor condition and deteriorating rapidly. Parts of the Tower roof have already fallen. Bids are being taken for repair of the roof.

2. Pool. The dressing rooms and pool structure are beyond repair. Deterioration is stabilized for the present, but both present a safety and fire hazard.

3. Ballroom and Jungleland. Jungleland is a safety hazard and should be torn down; the roof is collapsing and the floors are unsafe. Areas adjoining the Ballroom need roof repairs.

4. Bumper Car and Laff House. Bumper Car Building needs structural support in the front and a new roof. Visually, the structure detracts from the Park's appearance. The Laff House is structurally sound except for the floors. Both structures need repair to halt deterioration.

5. Children's Experimental Workshop. Portions of the floor have collapsed, and are now being temporarily supported. However, deterioration continues. Floor needs replacement, since the building is heavily used for programs.

6. Adventure Theatre. The roof is badly in need of repair.[14]

---

14. "Annual Site Report: Glen Echo Park, 1974," pp. 9-10, in Armstrong, "Glen Echo Park: A Case Study," Appendix. During fiscal year 1974 the following improvements had been made in the park:

1. Potters Yurt. Newly installed hot water tank.
2. Park Police Sub-station. Interior repainted.
3. Children's Experimental Workshop. Air conditioner installed and roof repaired.
4. Candy Corner. New sink and hot water tank installed.
5. Adventure Theatre. Twelve new electric outlets installed; minor roof repairs made; air conditioner motor replaced.
6. Photo-Lab. New light fixtures installed.
7. Park Police Stables. New restroom facilities installed.

In 1974-75 the National Park Service commissioned an historic survey and architectural report on the chautauqua tower. The report was prepared under contract by AREA (Architect Rurik Ekstrom Associates), Inc., Architects, Planners of Baltimore, Maryland. Among the conclusions in the report, written by Rurik F. Ekstrom, AIA, were:

> The structure in use during the Chautauqua period (1891-92) included a substantial wing that has been altered severally and rebuilt as the barn-like portion of the building on the north side of the tower. The east wall of the north wing is constructed of masonry and remains almost entirely as it was during the original construction and forms a good basis for establishing a datum from which any future restoration of this portion of the structure may be constructed.
>
> Any decisions concerning the reconstruction of the north wing should be postponed until the tower of the structure has been preserved . . . .
>
> Fundamentally, I feel that the tower must be preserved and that the first phase for its preservation and ultimate restoration should be undertaken immediately. Included as a part of this report is a set of drawings and construction project manual describing the first phase of preservation. This phase should include the reconstruction of the tower roof, the stabilization of the third floor masonry piers (between the windows) and the installation of temporary roofing until such time as the shingles can be duplicated, and replaced on the roof--possibly next year. . . .
>
> The tower should not endure another winter without the completion of first phase preservation.[15]

---

14. (Cont.)
    8. Ballroom. The L-shaped passageway surrounding the Ballroom has been converted to Gallery space: Plaster wallway formed, double hung doors installed, 35 Gallery lights installed, five electrical heaters installed.
    9. Fine Crafts Building. Steel toilet partitions installed.
    10. Construction Projects:
        Complete Ballroom roof.
        Replace roof and complete duct work in Adventure Theatre.
        Paint exterior of Carrousel.

15. The Chautauqua Tower - Glen Echo Park, Glen Echo, Maryland, Phase One of an Historic Survey and Architectural Documentation, (1974-75), n.p.

In July 1978 the Washington Star reported that there was "new life in the Crystal Ballroom." Dances were being held featuring music by the New Sunshine Jazzband. Repairs to the structure and facilities, however, were needed, including the installation of electric and plumbing fixtures and new rest rooms.[16]

The structures at Glen Echo Park were put to a variety of adaptive uses during the mid- and late-1970s. In June 1979, for instance, it was reported:

> Now work tables fill the bumper car pavilion and the Spanish Ballroom hosts Saturday night square and folk dancing with live music. The shooting gallery houses a theater. Auto mechanics classes are held in Kiddyland. The 15-foot sliding board from the Crystal Pool graces a playground made near the sandy sunbathing area. Sculptors weld works of art in the locker rooms. The roller coaster maintenance shop is a woodworking center and the stone tower, the only remaining original 1891 structure, is an art gallery when it's not under renovation. The Dentzel carousel with its 55 hand carved and hand painted animals was saved by fund-raising citizens and operates during warm weather.[17]

In 1980 a five-member team consisting of Denver Service Center and George Washington Memorial Parkway personnel was established to develop a site plan and prepare a report entitled Existing Conditions Study: Glen Echo Park Facilities. The site plan (a copy of which may be seen on the following page) identified 31 structures on the park property. In the "document summary" of the Existing Conditions Study, the team observed:

> Of the 31 identified structures located within the 16.8 acre site of Glen Echo Park, most were constructed after 1920 as part of the amusement park operation which lasted from 1900 through 1967. Since 1972, the majority of these buildings in usable

---

16. Washington Star, July 9, 1978.

17. Cindy Murphy, "Remember Glen Echo? What's Going on Around the Funhouse," Forecast, (June, 1979): 44-45.

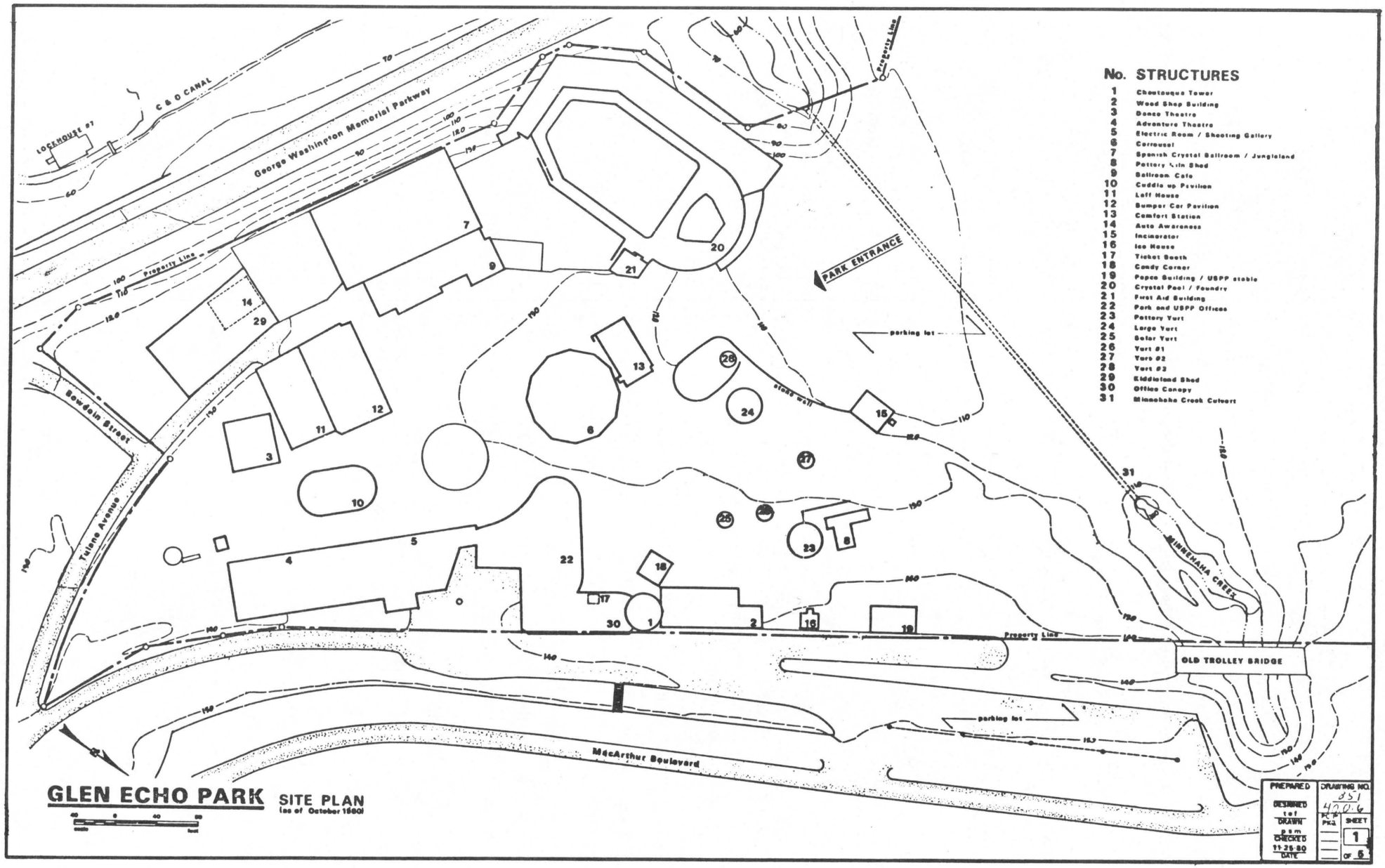
No. STRUCTURES
1 Chautauqua Tower
2 Wood Shop Building
3 Dance Theatre
4 Adventure Theatre
5 Electric Room / Shooting Gallery
6 Carrousel
7 Spanish Crystal Ballroom / Jungleland
8 Pottery Kiln Shed
9 Ballroom Cafe
10 Cuddle up Pavilion
11 Loft House
12 Bumper Car Pavilion
13 Comfort Station
14 Auto Awareness
15 Incinerator
16 Ice House
17 Ticket Booth
18 Candy Corner
19 Popco Building / USPP stable
20 Crystal Pool / Foundry
21 First Aid Building
22 Park and USPP Offices
23 Pottery Yurt
24 Large Yurt
25 Solar Yurt
26 Yurt #1
27 Yurt #2
28 Yurt #3
29 Kiddieland Shed
30 Office Canopy
31 Minnehaha Creek Culvert
C & O CANAL
LOCKHOUSE #7
George Washington Memorial Parkway
Property Line
PARK ENTRANCE
parking lot
Bowdoin Street
Tulane Avenue
MINNEHAHA CREEK
OLD TROLLEY BRIDGE
MacArthur Boulevard
GLEN ECHO PARK SITE PLAN
as of October 1980
PREPARED
DESIGNED
DRAWN
CHECKED
11-26-80
DATE
DRAWING NO.
851
47006
PC #
PKG
SHEET
1
OF 5

> condition have housed a variety of cooperating community organizations, artists, and performers conducting cultural recreation programs with the cooperation of the National Park Service.
>
> In an effort to provide an information base that would facilitate DSC planners in preparing the now-in progress DCP and GWMP personnel in making informed decisions concerning the demolition, repair and rehabilitation of these often deteriorated structures, this existing conditions report has been prepared. It consists of descriptions of the structural, mechanical and electrical systems, architectural materials, and safety problems encountered in each of the structures. . . . Also included in this report is an assessment of their condition and an evaluation of their ability to support present uses. . . .[18]

By spring 1982 the crumbling concrete Crystal Pool and adjacent rotting wooden bath houses had become safety hazards in the park. The locker rooms, which had been turned into studies by the resident sculptors, were in danger of collapsing on to the George Washington Memorial Parkway. Hence, the National Park Service contracted with the W. Fludd Wrecking Company to demolish the Crystal Pool complex in March, preserving only the art deco entrance pylon, part of the retaining wall of the pool, and adjoining first aid and rest room building. Portions of the former pool site were landscaped and planted in grass and trees, and a small children's playground was built.[19]

The ballroom structure was rehabilitated in 1982-83, including the removal of the Jungleland amusement attraction in its front facade. On July 31, 1983, the 50th anniversary of the structure was celebrated with a dance featuring Tom Cunningham's Big Band. The celebration dance

---

18. U.S. Department of the Interior, National Park Service, Special Study: Existing Conditions Study, Glen Echo Park Facilities, October, 1981, p. 1. A simplified summary of the findings reported in the study may be seen in appendix 15. As a result of this study immediate action was taken regarding identified safety hazards.

19. Washington Post, May 19, 1982, and Northwest Current, October 23, 1983, Vertical Files, Glen Echo, Columbia Historical Society.

was one of a series of Sunday evening dances held in the ballroom that summer.[20]

In February 1984 the National Park Service prepared a Management and Facilities Plan for Glen Echo Park. Among other topics the plan described the cultural resources and identified immediate/long range objectives and action plans for development and management of the park. Relative to the description of the park's cultural resources, the plan stated:

> Virtually all of the useable land in Glen Echo has been modified by construction between 1890 and 1983. Public buildings, private homes, park areas, amusement rides, walkways, fences and a trolley line were all built within the park boundaries at various times. Construction has had a drastic effect on the prehistoric landscape, and this has been taken into consideration in the assessment of the archeological potential for the park. Historic archeological sites, on the other hand, had been created with the construction of the Chautauqua in 1891.
>
> Few structures of the Chautauqua era are now present. One stone tower (three story) exists and is listed on the National Register of Historic Places nominated for its architecture and the Chautauqua era. The back stone wall of the store arcade which faces MacArthur Boulevard was incorporated into a frame house, presently occupied by two cooperators. The first story of the caretaker's house, which was built at the end of Minnehaha Creek, still stands. The second story was removed and a brick chimney was added to the north side of the building when it was adapted to serve as a furnace building. Finally, a portion of the foundation of the Hall of Philosophy can be seen on the hill which slopes down from Glen Echo to the roadway.
>
> Several buildings from the amusement park era remain. The Dentzel Carousel (1921) is substantially intact and is listed on the National Register of Historic Places for its fine example of carousel art, and remaining intact on its original installation site.
>
> Several other buildings from the amusement park era remain although they have been altered. These buildings have been

---

20. Montgomery Sentinel, July 28, 1983, Vertical Files, Glen Echo, Montgomery County Historical Society, Rockville, Maryland.

found eligible for inclusion on the National Register of Historic Places as part of a historic district commemorating the amusement park era of the 30's, 40's and 50's. These include: the Cuddle Up (1947), the Arcade (1940), the Bumper Car Pavilion (1923), the Spanish Ballroom (1933) and the Crystal Pool (1931). The amusement park maintenance building is being nominated to be included as part of the historic district dedicated to the amusement park era.[21]

---

21. U.S. Department of the Interior, National Park Service, Glen Echo Park, Glen Echo, Maryland, Management and Facilities Program, May 1984, p. 7.

G. RECOMMENDATIONS FOR FURTHER STUDY

It is the opinion of the author that this study provides the bulk of the readily available basic historical research data on Glen Echo Park and its structures. It is recommended, however, that an oral history project be initiated by the park to tape record interviews with Washington area residents who have had past associations with the park.

H. APPENDIXES

1. Short History of Chautauqua Movement

In an assembly held at Chautauqua, on the shore of Lake Chautauqua, N.Y. Aug. 4-18, 1874, John H. Vincent, a Methodist clergyman of New York, later bishop, and Lewis Miller of Akron, Ohio, who were interested in developing Sunday schools, planned a course of meetings to give instruction in Sunday-school organization, management, and teaching, and study of the Bible. They also arranged to include some recreation and a few lectures not actually relating to Sunday schools. The visitors were at first housed in a sort of camp, which rapidly grew into a permanent summer colony.

In 1876 the session was lengthened to three weeks, and later, with the introduction of new subjects, it extended to two months. In 1878 the Literary and Scientific Circle (home-study courses) was launched, in which 7,000 persons participated in the first year. Over the years, as many as 25,000 were enrolled at once. At the assembly grounds in 1879 a school for teachers in secular subjects and a school of languages, later known as the College of Liberal Arts, were opened. Other developments, year after year, were schools of mathematics and sciences, of library training, domestic science, music, arts and crafts, expression, physical education, practical arts, and--in cooperation with Cornell University in 1912--agriculture. The growth of the institution was rapid. Many churches other than the Methodists were represented at the first gathering, and there was never any disposition to make the teaching of religious subjects denominational. One after another there came to be built on the grounds lecture halls with seating capacities of from 200 to 5,000, a theater, clubhouses, gymnasiums, a memorial church, memorial library, and a colonial marketplace. Between 1924 and 1932 (when the attendance fell off considerably because of the industrial depression) about 45,000 persons attended the general assembly each season. A magazine, the Chautauquan, was published from 1880 to 1914.

Hundreds of local assemblies appeared within two or three decades in the United States and Canada, imitating in a limited degree the Chautauqua plan and often calling themselves "Chautauquas." At least two of these, the Catholic Summer School at Lake Champlain and the Jewish Chautauqua Society at Atlantic City, N.J., have been permanent and extensive in their programs. Shortly after 1900 the traveling Chautauqua appeared--promoted by a lecture bureau, moving from town to town, giving a week or more of lectures, concerts, and recitals, from two to three programs a day, usually in a large tent. This had a considerable popularity for more than a decade.

Dictionary of American History, 2:1.

2. Sources for Materials, Labor, and Services for Construction of Chautauqua Buildings at Glen Echo

Materials, labor, and services were purchased from a variety of sources during the construction of the chautauqua buildings at Glen Echo. Various ledgers, cash books, and journals in the aforementioned Cook Collection show the following entries:

AMPHITHEATER $98,802.26

Henry B. Looker, topographic survey map, professional services on sewer and water
James B. Lambie, hardware
J. Edward Libbey, lumber, cement
J. G. and J. M. Waters, cement, lumber
W. T. Weaver, nails
G. W. Offutt, dynamite
Edward L. Dent, 29 plates 122" sockets
George J. Johnston, lime, cement
J. E. and A. L. Pennock, roof
Springman & Bro., hauling lumber
Bridges & Presgraves, team hire and hauling
M. H. Adler, four kegs of nails
Walter F. Hewitt, cement
H.W. Blunt, cement
Ivy City Brick Co., bricks
John Dugan, hauling bricks
W.H. Houghton Mfg. Co., opera, folding, and setter chairs
Culver and Norris, cement
W. C. Lewis, cement
Levening & Garrigues, beams
Carl Barckhoff Church Organ Co., organ
D. D. Valentyne, stone laid in wall
George Killeen, grading part
C.J. Collier, glass
J. Mc L. Dodson, lime
W. T. and F. B. Weaver
James H. McGill
E. & E. Baltzley, stone, sand
Mose Jones, labor, quarrying
Maurice Joyce, stone cut
Haisley & Wood, sign
Carpenters, teams, stone masons
William C. Lewis, cement
William M. Whyte & Bro., copper cornerstone box
A. S. Pratt & Sons Insurance

HALL OF PHILOSOPHY $10,854.58

E. & E. Baltzley, stone, sand
J. Mc L. Dodson, lime
J. G. and J. M. Waters, lumber, cement
J. Edward Libbey, lumber
W. T. Weaver, rope, hand saws
Barber & Ross, sashes and frames
James B. Lambie, hardware
Walter F. Hewitt, cement
J. H. McGill
H. W. Blunt, cement
John McKnight, excavating and laying stone in wall
C. J. Harrington, tin roof
C. J. Collier, varnishing railing
W. J. and F. B. Weaver, oil on tower
John M. McDonald

DR. GILLETT'S COTTAGE $1,118.04

Fisher & Johnson, tin roofing on kitchen, gutters, spouting
J. Edward Libbey, lumber
John Dugan, hauling bricks
Barber & Ross, sashes and frames
James C. Taylor, painting
Albinson & Co., tin, wood
John Mitchell & Sons, plumbing
John H. Corning, 3-ply rosin sized sheathing
D.D. Valentyne, mason work
James B. Lambie
C. J. Collier

ARCADE $2,699.63

Barber & Ross, sashes and frames
George J. Johnston, cement
Henry B. Looker, professional services on sewer and water
J. Edward Libbey, lumber, flooring
James B. Lambie, locks used in stores, nails
C. J. Collier, painting and staining
Bridges & Presgraves
Fischer & Johnston
Boanihall Deane & Co.
W. F. Hewitt

ELLIOTT'S COTTAGE $107.43

J. Edward Libbey, lumber

RED CROSS BUILDING $2,467.26

James Williams, hauling lumber
C. J. Collier, glass
Barber & Ross, sashes and frames
J. Edward Libbey
James B. Lambie

ADMINISTRATION BUILDINGS (TOWERS) $5,611.94

E. & E. Baltzley, stone, sand
Belt & Dye, mouldings
Barber & Ross, sashes & frames
W. T. & T. B. Weaver, gutter tin for smith tower
O'Connor & Dodd
J. Edward Libbey, shingles, lumber
Fisher & Johnson, gutter in bell tower
Pettit & Dripps, grates
J. G. & J. M. Waters, cement
C. J. Collier, painting and staining
Wheatley Bros.
Henry McShane Mfg. Co., bells

HOTEL $1,674.88

Childs & Sons, brick
W. T. & F. B. Weaver, tin pipe
Fisher & Johnson, tin roof
W. W. Goddard, resetting range
C. J. Collier, painting and staining
B. Dean & Co.
Albinson & Co.

PUBLIC COMFORT BUILDING $1,581.61

E. & E. Baltzley, stone, sand
J. Edward Libbey, lumber
W. T. and F. B. Weaver
J. Mc L. Dodson, lime
C. J. Collier, varnishing railing
Belt & Dyer, window frames
J. G. & J. M. Waters, cement
Barber & Ross, sashes and flanges
Thomas W. Smith, shingles

OHIO COTTAGE

C. J. Collier, glass, painting

WATER AND SEWER $13,530.93

C. F. Tansill
T. Somerville & Sons
R. D. Wood & Co.
McMahan, Porter & Co.
Springman & Bro., hauling
Bridges & Presgraves, freightage
Morris & Hamilton, sewer pipe
H. B. Looker
James B. Lambie
W. T. Weaver

GROUNDS AND IMPROVEMENTS $629.41

James B. Lambie
Henry B. Looker
Springman & Bros., hauling

John A. Roebling's Sons
Acker & Co., 28 canal boundary stones along Chautauqua
Bridges & Presgraves
H & Wood

TENT BUILDINGS $10,852.49
J. Edward Libbey, lumber
Mo. Tent & Awning Co., 49 wall tents (14 x 20) and loan 7 tents

GLEN ECHO CAFE
W. T. and F. B. Weaver

RESERVOIR
H. W. Blunt, cement
J. Mc L. Dodson
Beekham & Middleton, lock and gate

FIRE INSURANCE
Northwestern National Insurance Company, Washington, D.C.

ELECTRIC LIGHT PLANT $26,402.95
S. & Hurley
Reilly
William E. Dewitt
N. A. Cen Co.
W. F. De W & M

RAILROAD POWERHOUSE $3,848.59
Clark Bros.
J. Edward Libbey
George Killeen
McGill, cement
S. Brown, bridge timber
W. F. Hewitt
Edward L. Dent
Pettit & Dripps
Bridges & Presgraves
Retter & Conly
Reilly
Offutt, oil
Jackson
Pollock
J. C. Taylor
Weaver
Mayfield & Haston

Cash Book, National Chautauqua of Glen Echo, [1890-98]; Journal, National Chautauqua of Glen Echo, 1891-1893; Ledger, National Chautauqua of Glen Echo, 1891-1892; and Ledger, 1890-1891; Cook Collection.

3. Declaration of Trust

May 20, 1891

We, the undersigned trustees of the National Chautauqua of Glen Echo, recognizing our duty to the public and ourselves and the enterprise we represent, do hereby make the following declaration of purpose and method.

First--To hold the realty, estate, and equipment now in our hands, together with whatever funds, donations, and contributions we may receive from any source whatever, as a sacred trust, to be administered in the interest of education for all the people.

Second--That the method shall be that generally known as the Chautauqua method, now in practical and successful operation in so many places, and especially at Chautauqua, Chautauqua County, N.Y.

Third--To make Glen Echo a center for the Chautauqua Literary and Scientific Circle and to do everything possible to extend the influence and usefulness of this admirable system of home study.

Fourth--To adopt and make an essential feature of our work the principle and method of university extension--by arranging for courses of lectures by specialists in history, science, philosophy, art, literature, and other branches of knowledge, and by organizing a system of study clubs as centers and furnishing these with lectures for the continuation at home of the work begun at the summer session of the assembly.

Fifth--To establish a system of summer schools in which actual class work shall be done by the best men and women to be had from the universities along such lines of college and university work as there may be demand for. The purpose of this work shall be considered two-fold--to supplement regular schools and college work by extending the limit of it when possible, and by fixing more accurately in the mind, by clear vision and careful review, facts acquired elsewhere, and to afford to students the best possible method for the study of the laws of teaching in the study of the living teacher.

Sixth--To project the opportunities of this summer school through the year by means of a system of correspondence, so that men and women who have long since abandoned the hope of completing a college course may yet be able to do so at their own homes by taking a longer time and mastering the difficulty of succeeding in such work without the aid of a living teacher.

Seventh--Recognizing fully our obligation and that of all similar institutions to Chancellor John H. Vincent, LL. D., Hon. Lewis Miller, and Chautauqua, for the ideas on which our plan is founded and many of the methods used, we shall modify or change them or adopt from other sources whatever may seem best adapted to our purpose.

On this general basis, and with the co-operation and assistance of educators and the public, we shall endeavor to build upon the magnificent foundation laid for us an institution which shall embody the sentiment of Chancellor Vincent--

"Educational opportunities for all, everywhere through all of life."

And realize the prayer of Dr. W. R. Harper--

"May the Glen Echo Chautauqua be in fact what it is in name --a National Institution."

EDWIN BALTZLEY
EDWARD BALTZLEY
ADAM S. PRATT
A. H. GILLET
JAMES B. HENDERSON

Quoted in The Glen Echoan: Devoted to Glen Echo and Glen Echo Chautauqua, Located at Glen-Echo-On-the-Potomac, Five Miles from Washington, The Washington Rhine (Washington, D.C., [1892]), p. 48.

4. Washington Post, June 12, 1891, Concerning National Chautauqua at Glen Echo

THE NATIONAL CHAUTAUQUA

The Glen Echo Railway all Right--More About Prices.

All day long yesterday the Glen Echo electric railroad was carrying carloads of delighted people to and from Glen Echo. An account of the necessity for the delivery of ties along the line of the road and cars could not be run with the regularity desired, but of their capacity for comfort and speed there could be no question. The trip was made from Tennallytown to Glen Echo several times within ten minutes, indicating that the time between the city and the grounds will be much less than was anticipated.

With the twelve cars owned by the Glen Echo line and those of the Tennallytown line it will be possible to handle a large number of people with promptness and comfort. When everything is ready and the entire equipment is in service and trains moving every five minutes, the question, How are we to get to Glen Echo? will be satisfactorily answered.

ACCOMMODATIONS THERE

For meals or lodging there will be ample provision. The "Powtomac," the big tent hotel, will be open for guests on the 15th, and if its pleasant rooms are all taken, other canvas will be spread and more rooms will be provided. The dining-room will seat a large number of people, and Mrs. Lockwood will be prepared to accommodate all who come. The fact is that the resources of the association are such that if the present accommodations should prove too limited they can be expanded to almost any limit.

The Dairy Cafe will feed 500 people at a time and the service will be prompt and efficient. The best way is to secure a tent, see it pitched properly, and furnished, and then make a pleasure of the inconvenience of camping and enjoy the excellent things of a splendid musical and literary programme. A gentleman calling at Dr. Gillett's office yesterday, after looking over the programme carefully, said if Washington understood what this means the attendance would tax the resources of the association to provide for it. The correspondence indicates that the attendance will be very large, and with the hearty support of Washington the assembly is an assured success. Get your tent. Secure your ticket. Help on the great work and benefit yourself by buying a lot on the Chautauqua grounds. Call at Room 9 Sun Building for information, or see the secretary on the grounds.

ADMISSION AND TENT CHARGES

These tickets do not include admission to special classes or schools, or admission on Sunday.

Day tickets	$ .40
Single admission	.25
Week admission	2.00
Assembly season (20 days)	4.00
Full season	5.00
Post-assembly season	2.00

Children between the ages of ten and fifteen years, half rate. Children under ten years, free. Full season tickets now on sale at company's office, Room 7 Sun Building.

TENT RENTALS

Size of Floor	Height of Walls	Number of Compartments	Rent for Assembly	For One Month	For Two Months	For Three Months	For Season
10 x 12	4f.6 in.	1	$8	$10	$15	$20	$25
12 x 16	5 feet	2	12	15	20	25	30
14 x 20	5 feet	3	15	20	25	30	35

These prices include good floors, electric light furnished in each tent if desired at small additional cost.

The W. H. Houghton Furniture Company of this city, have rented the furniture store in the Arcade on the association's grounds, and besides keeping a full stock for sale will rent tent furniture at the following rates: One cot, furnished with comfort, blanket, pillow, mattress, pillow slip, chair, tin toilet set complete at the following prices:

One night, 35 cents; three nights, $1; one week, $1.50; two weeks, $2.50; three weeks, $3; four weeks, $4.

THE ARCADE

This structure, located near the main entrance to the grounds, is intended to afford convenient shelter to the business department. It will be a neat and artistic building, and under its ample roof the stores are to be located. Leases have been made to the following: Furniture, W.H. Houghton & Co.; groceries, John F. Page; market store, John A. Hughs, of the Dupont Market; bakers and wholesale ice cream, Stiles and Corby Brothers; barber and baths, Henry Raabe; druggist,

E.P. Mertz; S. B. Sheets; confectionery; and Brentano, books and stationery.

Other lines of business will locate in these rooms, so that by the opening of the assembly it will be possible to find in the Arcade anything that may be needed by residents on the grounds.

TUITION AND CLASS FEES

SCHOOL OF LANGUAGES, any department, 20 lessons, $5.40 lessons, $8.

SCHOOL OF MUSIC--Voice culture, in classes, 10 lessons, $2; harmony, in classes, 10 lessons, $2; voice culture, private lessons, per hour, $3; voice culture, private lessons, per half hour, $2; piano and pipe organ, terms made known to pupils on application; banjo and mandolin, ten-hour lessons, $20; ten half-hour lessons, $10; single hour lesson, $2; guitar, ten-hour lessons, $20; ten half-hour lessons, $10; single hour lesson, $2.

SCHOOL OF DOMESTIC SCIENCE--Single lessons, 50¢; full course ten lessons, $4.

SCHOOL OF BUSINESS--Business department, four weeks, $8; eight weeks, $15; Spencerian penmanship, four weeks, $5; eight weeks, $9; shorthand and typewriting, four weeks, $8; eight weeks, $15; typewriting only, four weeks, $5; eight weeks, $9.

THE ART SCHOOL--Industrial, art, and manual training, one branch, $12.50; two branches, $20; three branches; $25. Fine art department; all departments, fifteen lessons, $15; thirty lessons, $30; Delsarts and other departments, terms made known to pupils at the Assembly Office.

HOTEL AND BOARDING

Hotel Chautauqua, a tent hotel, rooms neatly partitioned and well furnished. Dining room 60 x 90 feet in size. Cafe to seat 200 people. Meals served a la carte. Meals 50¢. Board $30 per month. Dairy lunch, where everything usually served in such places can be had at low prices. For those who board themselves the stores will supply milk, meat, and bread and whatever else may be needed, at reasonable prices.

Another matter in which the people who own their own horses will be interested in that arrangements have been made for the care of horses. Attendants will be at the gate and check the horse, take [it] to the stable, care for it, and return it to the gate whenever the owner desires. A reasonable fee will be charged for this service, and if wanted feed will be provided.

5. National Chautauqua Structures and Facilities at Glen Echo

The Glen Echo Chautauqua, besides having the grandest Amphitheatre in the world, the most unique and beautiful Hall of Philosophy, and wonderful scenery, has many other advantages of which little has been said.

SANITATION.

The sanitation is near perfect. Miles of sewer and water pipes have been laid. The water is from springs a mile distance, conducted in pipes in the most approved manner from the hills and at an elevation of sixty feet above the Chautauqua grounds. The sewerage is carried directly to and into the swift current of the river. The fall is rapid in all directions, which insures the very best service. To obtain this, trenches had to be cut through solid rock in places a half mile long and fourteen feet deep. All public and private buildings are supplied with pure spring water.

ELECTRIC LIGHT.

The grounds and buildings are brilliantly lighted by electricity. Incandescent lights will be placed in all cottages at moderate prices.

THE AMPHITHEATRE.

The Amphitheatre is built of Potomac granite, is 208 feet in diameter, roofs over nearly an acre of ground; has, besides its great auditorium, thirty grotto rooms; is supported on three circles of pillars, the first of which is stone, thirty in number and six feet in diameter at the base; the other two circles are of phoenix iron columns, some of which, together with some of the stone pillars, are sixty feet tall. It requires 24 arc lights of 2,000 candle-power each to light the Amphitheatre.

The grand pipe organ, costing ten thousand dollars, was made by the Carl Barckhoff Organ Company of Salem, Ohio. It is one of the most melodious, powerful, and sweet-toned organs in the country, and in many respects surpasses all others. Mr. Barckhoff himself inspected the building and calculated the organ for it. Its perfect adaptation to the building attests the great skill of its maker. Perhaps never before was an organ heard to such advantage.

THE ACOUSTICS.

The acoustics of the building are phenomenal. In it the voice is glorified and fine tones are brought out in a manner that has astonished and delighted the musical experts. They claim the acoustics to be twenty-five per cent better than ever before secured. Here the singer can hear her voice and the musician his instrument, enriched and beautified beyond all previous experience. In it a band of forty instruments is equal to one of sixty anywhere else--so says the professor. For music alone this building is destined to become famous throughout the civilized world. It now seats 6,000, is capable of seating 2,000 more, and standing 2,000 additional within hearing of the speaker's voice. And there is not a poor seat in the building. A moderately low voice can be heard equally well throughout the entire building. The seating is of easy opera chairs and elastic settees. It will become a Mecca for great educators, singers, musicians, lecturers, and orators.

THE HALL OF PHILOSOPHY

It is of Potomac granite and fire-proof. The platform is under the dome and the 400 seats radiate from it toward the entrance. The building stands on the edge and appears to be a part of the bluff. The entrance to the hall proper is on a level with the second floor. The first floor is divided into three rooms and is reached by a stairway from the inside and a walled entrance from the exterior bluff side. The romantic architecture of this building surpasses that of any in history for a similar purpose.

THE GATE TOWERS.

These are rough stone structures, circular in form and designed for administrative and school purposes. The top story of the western one is a belfry, and is said to be the largest one in the country. The three large bells furnished by the McShane Bell Co., of Baltimore, are already in it. More will be added later on.

POST OFFICE AND STORE BUILDINGS.

Adjoining the western tower are the Post Office and Store buildings.

They are so arranged to serve the public outside the grounds and the public inside. They will house all the stores both Glen Echo and the Chautauqua will require for a number of years.

THE HOTEL.

The building now in process of construction is sufficiently advanced for use this season of 1892. It will be made a model of beauty and utility. A roof dining hall, with private dining

pavilions and balconies, will constitute a pleasing feature of it. From these the most inspiring views are had of the surrounding country, the river, and the distant landscape.

COTTAGES AND OTHER BUILDINGS.

Forty-three cottages are now building, and plans are maturing for many more, together with additional public buildings, including an Art School, a Conservatory of Music, a School of Invention, and a School of Literature.

THE RED CROSS BUILDING.

Designed for the permanent home of the Red Cross Society of the United States, stands an emblem of the noble labors of Clara Barton in the cause of Humanity.

RIVER PLEASURES.

The shores of the Potomac River are beautiful, romantic, and varied to a degree rarely equalled. Many islands adorn it from the Little to the Great Falls. Then the Chesapeake and Ohio Canal, itself almost a river, lends its picturesque charms. Of it Prof. Tadd said, "The most picturesque water-way I was ever on," and of Glen Echo, "Its natural beauty is greater than that of the Rhine." Boating, fishing, rambling--these to the heart's content.

THE FUTURE.

Chautauqua combines the attractions of a summer resort with the intellectual delights of an old-time Academia and the scope and general view of a University. The Glen Echo Chautauqua will be more. With its permanent schools of literature, art, science, music, coupled with its grand opportunities and inducements, it is destined to be a great, if not the greatest, forum of the age. Its proximity to the National Capital of the Great Republic renders it inestimably valuable for education and suburban residence, and unique in history.

CHAUTAUQUA AND GLEN ECHO LOTS.

Those desiring to avail themselves of the advantages of a home or investment in the lots of this institution can do so by addressing The Glen Echo Chautauqua, Room 7, Sun Building, Washington, D.C. Many may prefer lots in the neighborhood of, rather than in the grounds. These can be accommodated, as Messrs. E. & E. Baltzley have taken care to protect the Association against improper or injurious possession of the lands near to or adjoining the Chautauqua proper.

STONE QUARRIES.

The stone quarries of Glen Echo are remarkable for variety and beauty of stone. Nine of them have already been opened, and every one different. Its granite quarry lies in the famous Piedmont belt, and furnishes a stone superior in quality and beauty to that used in the State Department. This one lies immediately on the Chesapeake and Ohio Canal, midway between the eastern and western ends of Glen Echo. The white and pink granite of another quarry is regarded by T. P. Chandler, the architect, as one of the most beautiful of all building stones. The Church of the Covenant of Washington, and the Presbyterian Church, corner of 37th and Chestnut Streets, Philadelphia, are built of it. In addition to these there are various shades of blue, green, and gray.

BUILDING MATERIALS.

The Chesapeake and Ohio Canal affords cheap transportation for all building material, coal, etc. Lime, coal, the red sand stone of Seneca, cement, etc., can be delivered here cheaper than in Washington. The yards of the Consolidated Quarry Co., on the Canal, are centrally located in Glen Echo, where all these things can be purchased.

THE GLEN ECHO PARK.

This beautiful park has been reserved for the benefit of the Glen Echo public. Improvements are being constantly made in it. It is proposed to re-erect the Glen Echo Cafe. Some charming pavilions have already been made. "The Ramble," on the high bluffs, overlooking the Potomac, leading to the Chautauqua is completed. A fleet of row boats has been provided, together with some steam launches to ply between the various points of interest on the beautiful water front.

THE POWER HOUSE.

The power house is an immense granite building, erected at great cost, to provide for a large population. It is fire proof. This building, together with all the residences and every other improvement made in Glen Echo, rivals the famous buildings of foreign lands, and defines the purpose to build Glen Echo, not for a day, but for all time.

THE GLEN ECHO RAILROAD.

The Glen Echo Railroad is a double track, electric road, with a heavy T rail, and traverses a beautiful country. A ride on it is a veritable pleasure trip. Its cars are sumptuous and elegant inside, and yellow, silver and gold outside. Gilding in and out among the green trees, they present a pleasing picture.

THE MARKET.

> This building is nearing completion and will be occupied by capable tradesmen to cater to the wants of the residents of Glen Echo. The electric railroad communicates with it from both directions. . . .
>
> When it is remembered that within one year $550,000 have been raised and expended and the most magnificent buildings in enduring granite have been erected, railroads made, a perfect system of water supply and sewerage completed, an electric light plant for public and private use installed, many roads made, the grounds of the Chautauqua improved and beautified, store buildings erected, administrative offices built, hotel in process of construction, forty-three cottages building, boating and pleasure facilities provided, and many other things accomplished, the management feel that they have justified the generous confidence extended by the public last year.

The Glen Echoan, Devoted to Glen Echo and The Glen Echo Chautauqua, pp. 19-23, 45.

6. Trustees' Sale of Glen Echo Railroad, 1895

By virtue of a Deed of Trust from "The Glen Echo Railroad Company, a body corporated under and by virtue of the laws of the State of Maryland, operating an Electric Railroad in the county of Montgomery, in said State, to James B. Henderson, George B. Hamilton and Leonard H. Poole, the subscribers, as trustees therein named, will offer at public sale to the highest bidder, at the junction of the Georgetown and Tennallytown Railroad and said Glen Echo Railroad, on the line between the District of Columbia and said county of Montgomery, and on the Rockville and Georgetown Turnpike road, on Thursday, the 8th day of August, 1895, at the hour of 2 o'clock, P.M., all that property known as the Glen Echo Railroad Property, consisting of a lot at Glen Echo known as the Power House Lot, described on a map of a survey made by Henry B. Looker, April 1st, A.D. 1891. . . . containing approximately one acre, together with the improvements thereon, consisting of a handsome and splendidly equipped Stone Power House.

Also the Railroad of the said Glen Echo Railroad Company, extending with a width of thirty (30) feet from the dividing line between the District of Columbia and the said Montgomery county, in the State of Maryland, at a point near the intersection of said dividing line with the Tenallytown and Rockville Turnpike, to the road known as the Conduit Road, at a point on said Conduit Road nearly opposite Sycamore Island in the Potomac river; together with the road bed and the right-of-way therefor thirty feet wide as aforesaid.

All the rolling stocks, consisting of Six Motor Cars, and two trailers and electrical equipment of every kind in and upon said Railroad, comprising boilers, stokers, engines, pumps, heaters, dynamos, motors, controlling and indicating devices, switches and all the machinery and apparatus used in generating electric currents for operating the Railroad; also all the poles, trolley wires and feeder lines, return wires and other instrumentalities for distributing such currents.

Also all the Electric Lighting Plant and property of the said Glen Echo Railroad Company, comprising engines, dynamos, exciters, converters, lamps, meters, switches, controlling and indicating devices and all the machinery and apparatus used in generating and utilizing electric currents for lighting purposes, together with the poles, wires and other electrical apparatus now used in the system of distribution and erected on the property of said Railroad Company, and upon the grounds of the Glen Echo Chautauqua, and in and upon the intervening and adjacent property; but said poles and wires, and electrical apparatus, so far as the same are outside of the grounds of said Railroad Company to be removed from said outside land after sixty days notice to the owner or owners of said lands by said purchases or purchasers, or after a like notice by said owners to said purchaser or purchasers.

The franchise and railroad now offered is one of the most valuable properties in the vicinity of the National Capital. The railroad is a double-track road, thoroughly and substantially built, with first-class stone masonry traversing a beautiful and picturesque country, abounding in splendid villa sites, overlooking the romantic Falls Branch and constituting a necessary link in a chain of passenger railways connecting Washington City with the far-famed 'Glen Echo Heights,' the National Chautauqua subdivision, with the magnificent amphitheatre, one of the largest and grandest auditoriums on this continent, and the beautiful valley of Cabin John Run and the magnificent bridge spanning it, the largest single arch in the world.

Montgomery County Sentinel, June 21, 1895.

7. Construction Details of Glen Echo Gravity Coaster: 1912

GRAVITY COASTER AT GLEN ECHO PARK

Designed and Constructed by Superintendent Frank Finlon.

Of all the attractions at Glen Echo Park none has aroused the enthusiasm that the latest sensation, the Gravity Scenic Coaster, has, and the "ride amid the treetops" is the most popular device on the grounds.

Architects and many other experts have commented favorably on the perfection of its construction, but there are few people in the Capital outside of the employes at the resort who know that to a Washington man, Supt. Frank Finlon, of the park, belongs the credit for its designing and construction.

Beginning about the first of the year, he surveyed the ground and made the plans that enabled him to build the road which gives a ride nearly a mile and sixty feet in the air at places over the limited space he had.

For months the work went on, the structural work being framed in the carpenter shop on the grounds and then set in position, each of the supports being set in a foot of concrete. Some idea of the big task he carried out is given in the statement that 158,000 feet of lumber and 82,500 bolts were used in the building of the big amusement device.

Everything about it was built right on the grounds under the personal supervision of Mr. Finlon except the big cars with their deeply padded, leather-cushioned seats, which came direct from the factories.

Washington Herald, June 16, 1912, Glen Echo Park Company Press Book, 1911-1912, Cook Collection.

8. Construction Details of Glen Echo Derby Racer: 1916 New Derby Racer Glen Echo Feature

Thrills Await Patrons of New Ride With the Opening of the Park Today.

Making two separate and distinct thrills grow in breasts that never dreamed of the possibility of harboring more than one at a time is the simple foundation on which the management of Glen Echo bases its claim for an entirely new amusement device in the Derby Racer. The racer is the big structure erected since the park closed last year. It promises to fulfill its mission of supplying a new sensation, coupled with the satisfaction that comes from perfect safety.

The thrill that is aroused by tearing through space at a terrific speed, going up inclines, and shooting down long declivities is coupled with the thrill of trying to do this before another man or woman or party of men and women in a duplicate car riding alongside accomplish the same thing.

Why It Is a Racer.

The new ride is being introduced at the opening of the park today.

The feature of the Derby Racer is this: The structure, which at Glen Echo provides a much longer ride than the gravity railroad has ever provided for its patrons there, contains parallel tracks. The trains of cars are started from opposite sides of the loading platform at exactly the same time at high speed. The trains run together until they reach a loop at the end of the structure. Then they separate by reason of the fact that one train has an inside track and the other the outside track. The train on the inside track shoots ahead. The train on the outside track catches up at the next loop, when the positions are reversed, and the two trains rush on again side by side. There are six loops and six changes of position.

How Do They Finish?

It would seem that with trains made up and carried forward with such mechanical precision they would finish exactly even! But do they? Sometimes they do and sometimes they don't. That is one of the things that absorbs the rider. He watches his train to see if he can't make it beat the other fellow's train. Each car in the train seats six people and the eighteen minds in each train commence to figure out some way to make their particular string of cars come back to the loading station before the other little string of cars gets there. It can be done, and it will probably be done hundreds of times this summer.

Gives Absolute Safety.

So far as safety goes, the Derby Racer is as safe as human ingenuity and the best and heaviest material can make. The system of construcion is such that cars cannot leave the track. It is so safe for passengers that it does not even require an attendant on the cars. The man at the loading platform can stop every car on the structure by turning a simple lever at his hand. The cars are equipped with automatic safety brakes that are put on to keep them from colliding.

Distinguished scientists like Prof. Hugo Munsterburg, of Harvard University, have placed themselves on record as heartily indorsing a device of this kind. Dr. Munsterburg calls it a mental bathing pool where constant swimming through new and absorbing sensations cleans the sweat of worry from the mind and leaves the subject with that wholesome attitude that comes of complete enjoyment.

Washington Times, May 20, 1916, Glen Echo Park Company Press Book, 1914-1916, Cook Collection.

9. Description of "Coaster Dips" Ride (1921) in Coaster World, January 1981

The Coaster Dips was opened to the public in May of 1921 after undergoing five months of construction by the park staff. It's original designer was Frank Moore and it was built for $60,000. In its first few years, it drew crowds who were eager to pay the ten-cent fare for a ride over its twisting trackage.

With the dawn of the Thirties, the part management decided to raise the height of the ride to further please the public. This was done, and crowds flocked to the park on Washington Railway trolleys for an excursion on the Coaster Dips.

Over the next ten years, ridership again increased and park management raised the height of the coaster a final time, thus creating the ride that D.C. youngsters spoke of in hushed, reverential tones.

The Coaster Dips was located just inside the entrance to the park, and was quite harmless looking from the midway. Its station was tree-shaded by day, and adorned at night with hundreds of white lights arranged in curving patterns along its eaves.

Once the rider was seated, the train coasted around a right curve then entered a long stretch of straight track. After coasting for about two hundred feet, it made a 180° right turn which brought it to the base of the lift hill.

As the daytime passengers ascended the seventy-two feet, they were afforded a beautiful view of the Potomac River and its Virginia shore, while evening

riders were treated to a sight nearly impossible to describe: the mists rising from the river and mingling with the sycamore trees on the shore.

At the top of the lift, the train made a 180° turn to the left and coasted toward the precipice. Children grabbed the restraining bar, shut their eyes and awaited the end of the world.

The first drop of 70 feet was just steep enough to make the riders in the rear feel like they were being pitched over the heads of those in the seats in front of them.

Arriving at the base of the drop, the train roared up a hill, crested the summit and fell once again. At the bottom, the track momentarily leveled off then dipped into a twenty-foot deep ravine. Along this stretch of track, the train literally flew and passengers who previously had their hands in the air decided to grab the safety bar. Another interesting feature at the ravine was the presence of a high trolley trestle to the right, from which transit riders got a hint of what was awaiting them at the park.

Rising out of the ravine, the train rounded a left turn and headed back toward the station. But first, it dipped back into the ravine for additional excessive speed, then mounted the peak of a camel back drop, which then took it to a curve over the loading area.

Immediately after rounding the right curve, the train sharply pitched forward and sent the back seat riders literally sprawling onto the safety bar. With the curve and then the drop, riders were first shoved to the left and then thrown forward. Ah, nirvana!

As the train ascended a small hill, a wooden beam appeared out of nowhere and riders ducked their heads before they roared through the structure of the ride's second hill and arrived at the final left turn.

Upon completing the turn, the

train descended a three-dip camel back and then rolled into the straightaway and headed home.

Older passengers, frequently white-faced, headed down the ramp, feeling somewhat the worse for the wear after the two-minute ride. Meanwhile, teenagers reached into jeans pockets for additional tickets to take another ride along the 3300-foot trackage of the Coaster Dips.

With a ride so severe, deaths were bound to occur from time to time. Joe Hart, former construction superintendent in the park, reports that three people challenged the Coaster Dips over the years and all lost, paying with their lives. All fatalities occured when the coaster used the older style open front cars. No deaths took place after the early Fifties when the modern trains with locking restraining bars were added and standing up became more difficult.

The Fifties were good years for the coaster. It continued to draw thousands of patrons to Glen Echo, and was frequently ridden by then-Vice President Richard Nixon and his two daughters.

John W. Leonard, "Coaster Dips--Glen Echo Park," Coaster World (January, 1981), 13-15.

10. Receipts, Glen Echo Amusement Park, 1920-1925

1920

May 16 -- Opening Day -- $2,111.82 (low receipts for year)
June 4 -- High receipts for year -- $28,406.19
September 12 -- Closing Day -- $16,000.54

8 rain days -- no receipts

1921

May 15 -- Opening Day -- $3,878.97 (low receipts for year)
July 9 -- High receipts for year -- $29,423.76
September 11 -- Closing Day -- $17,277.69

3 rain days -- no receipts

1922

May 14 -- Opening Day -- $3,777.44 (low receipts for year)
September 8 -- High receipts for year -- $25,082.04
September 10 -- Closing Day -- $24,748.69

4 rain days -- no receipts

1923

May 13 -- Opening Day -- $2,112.86 (low receipts for year)
July 6 -- High receipts for year -- $28,485.18
September 9 -- Closing Day -- $15,438.97

4 rain days -- no receipts
Closed August 7 -- President Warren G. Harding's funeral

1924

May 10 -- Opening Day -- $2,308.15 (low receipts for year)
July 5 -- High receipts for year -- $22,630.89
September 14 -- Closing Day -- $11,660.86

9 rain days and 3 cold days -- no receipts

1925

May 17 -- Opening Day -- $4,544.41
June 20 -- High receipts for year -- $21,571.21
June 22 -- Low receipts for year

3 rain days -- no receipts

Glen Echo Park Company Cash Book, 1920-1926, Cook Collection.

11. Fire Inspection Report and Map of Glen Echo Park By Marsh & McLennan, Incorporated, July 1934

CHICAGO
DETROIT
COLUMBUS
PITTSBURGH
MINNEAPOLIS
INDIANAPOLIS
CLEVELAND
BUFFALO
PHOENIX
DULUTH
TULSA

MARSH & McLENNAN

INCORPORATED

70 PINE STREET

NEW YORK

REPORT OF DEPARTMENT OF INSPECTION AND ENGINEERING

BOSTON
ST. LOUIS
SEATTLE
PORTLAND
LOS ANGELES
SAN FRANCISCO
VANCOUVER
MONTREAL
WINNIPEG
LONDON

July, 1934
DATE

R. N. Greathead
ENGINEER

CAPITAL TRANSIT COMPANY
GLEN ECHO PARK
ASSURED
GLEN ECHO, MARYLAND
SCHEDULE ITEMS NOS. 200-220 (INCLUSIVE)
LOCATION

SUMMARY

This Amusement Park, which is the property of the Capital Transit Company and is operated by the Glen Echo Park Company as lessees, is located in Montgomery County, Maryland, about two miles northwest of the District of Columbia line. The property was started a number of years ago and various changes have been made in the construction and occupancy of the various buildings up to the present time, the last building to be erected being the Swimming Pool and its adjacent structures in 1932. The buildings are in good repair and the general care and order are good except as will be noted in the recommendations.

Our fire insurance diagram, included in this report depicts the major features of construction, exposure hazards, occupancies and both public and private fire protection facilities and is a picture of the property drawn primarily from the viewpoint of fire protection. From this can be visualized the possibility of fire control and the preservation of the property. Accompanying the map is a key which explains the various symbols used.

The property includes a number of buildings of stone, wood and concrete and steel construction, one to two stories in height, occupied mainly by concessionaires under lease. The park is operated only during the summer season but good care and order are maintained during the idle season.

There are no foreign exposures of account. The Potomac Electric Power Company occupy two buildings in the park for the purpose of furnishing electric current for the operation of the park.

Special hazards are comparatively light and generally well cared for. Repair work and hand painting are done in the Shops Building with all woodworking machinery electrically operated and including a planer, a small band saw, rip saw, drill and lathe. All paint supplies are stored in the Shops Building but no standard metal cabinets are provided. There are no especially hazardous features in connection with the operation of the various amusement devices.

Common hazards are well cared for except as will be noted in the recommendations. Electricity for light and power is purchased from the Potomac

Electric Power Company and distributed throughout the premises at the desired voltages, the majority of the wiring being open and in fairly good condition. The electric wiring is frequently checked for defects but it is believed that even more careful supervision of the new installations is in order. Heat is provided in the Shops Building only in the form of coal stoves, venting through metal flues to a stone chimney and the stoves are provided with metal mats underneath. Smoking is permitted without restriction except as applied to employees.

Public protection is afforded by the volunteer fire department of Glen Echo and a motorized truck will respond on call, the fire station being located about one-half mile distant. Two public hydrants on a circulating 10 inch main near the park are available. The volunteer fire department of the town of Cabin John, which has a motorized chemical and pumper truck, would answer a call and is located about one mile distant. With the installation of the A.D.T. watchman system, it is believed that the fire department of the District of Columbia could be relied upon to respond to an alarm in the event of a serious fire. Alarms may be transmitted by telephone or through the alarm boxes of the A.D.T. system of which there are nine at various points in the park.

Some measure of private outside protection is afforded by a system of 6 inch mains on the premises with three two-way and five three-way, frost-proof private hydrants supplied by a 10 inch main and located at various points throughout the park. Seven hundred feet of 2½ inch hose and several nozzles are supplied, part of the hose being kept on a reel near the Shops Building. Two of the three-way hydrants are kept shut-off in cold weather but the remaining hydrants are available for fire fighting purposes at all times. Considering the fact that so few employees are on the premises during the idle season, the value of this protection is questionable but it would prove of considerable assistance in the event of a fire occurring during the operating season.

Hand fire-fighting equipment, consisting of a good supply of water pails, sand pails and standard (Underwriters' Laboratories Listed) 2½ gallon soda and acid and one quart carbon tetrachloride chemical extinguishers, is properly maintained and well distributed throughout the premises. During the idle season the extinguishers are concentrated in the Shops Building to prevent their freezing. Three vertical pipe connections in the basement of the Swimming Pool Building, each 2½ inches in size, are equipped with 50 feet of hose and nozzles.

Watchman and clock service is maintained at nights during the entire year with watchman recording hourly rounds at the American District Telegraph office but no daytime rounds are made during the idle season although an employee is on the premises at all times. Nine stations are well arranged so that the watchman covers all parts of the park.

Under normal conditions, due to the construction, seasonal occupancy and type of fire protection afforded, the entire park may be considered subject to one fire. A fire, discovered in its incipiency however, might be extinguished without communicating itself to any other buildings, under favorable conditions.

Please advise upon compliance with any recommendations.

RATE TABULATION AND RECOMMENDATIONS

The present rates on this property with the 80% Co-Insurance Clause, effective May 7, 1934, are as follows:

	BUILDING	CONTENTS
Sub-Station, Building No. 117	.4325	.4325
Amphitheatre, Building No. 213	2.25	2.25
All other Buildings	2.50	2.50

The above rates do not include the Transformer Room on the premises which is the property of the Potomac Electric Power Company and is rated separately. No penalty in rate is necessary for the lack of a Co-Insurance Clause in the policy forms (not applying to sub-station). These rates are minimum for class and are considered favorable. The following recommendations are offered for fire prevention only.

1. Due to the large amount of open wiring in the buildings and the frequent changes made in the equipment, it is urged that regular inspections be made of all electric wires throughout the entire park by an experienced electrician and any necessary changes to safeguard these conditions made at once.

2. It would be desirable to provide a standard metal cabinet for the storage of all paint supplies in the Shops Building.

3. It is suggested that three hose reels, each with 250 feet of 2½ inch, cotton rubber lined hose and two Underwriters nozzles, be provided and located at permanent places in the park, available for quick use.

CAPITAL TRANSIT COMPANY

GLEN ECHO PARK

SCHEDULE ITEMS Nos 200-220 (INC.)

GLEN ECHO, MARYLAND

JULY 1934

SCALE: 50 FEET TO ONE INCH

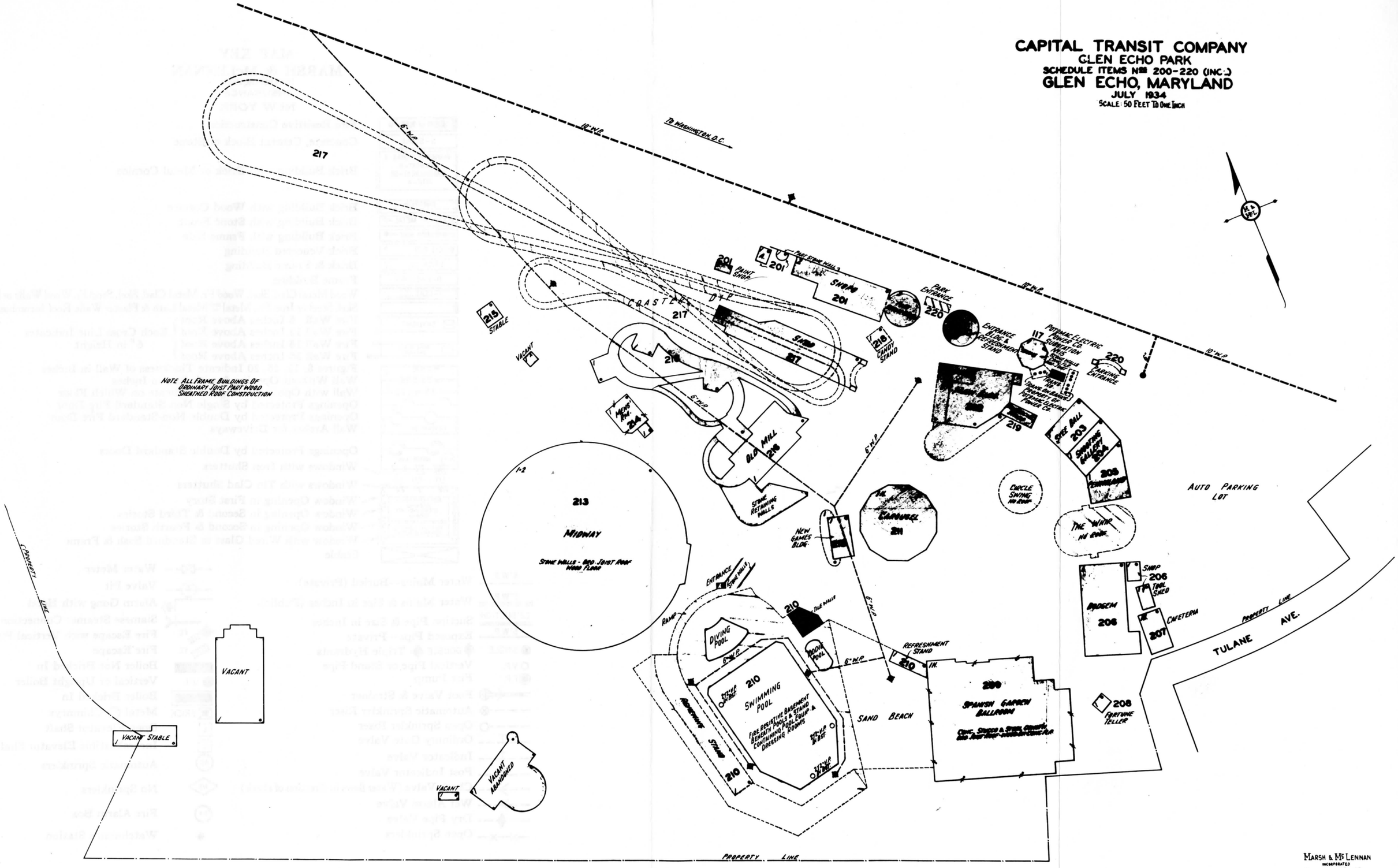

MARSH & McLENNAN
INCORPORATED
INSURANCE · NEW YORK

MAP KEY
MARSH & McLENNAN
INCORPORATED
INSURANCE
NEW YORK



Fire Resistive Construction
Concrete, Cement Block or Stone
Brick Building with Brick or Metal Cornice

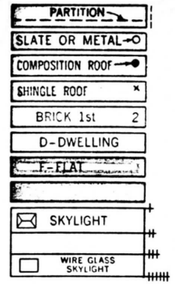

Brick Building with Wood Cornice
Brick Building with Stone Front
Brick Building with Frame Side
Brick Veneered Building
Brick & Frame Building
Frame Building
Wood Metal Clad, Skel. Wood Fr. Metal Clad, Skel. Steel Fr. Wood Walls or Roof
Skel. Steel or Iron Fr., Metal and/or Metal Lath & Plaster Walls, Roof Incombustible
Fire Wall 6 Inches Above Roof
Fire Wall 12 Inches Above Roof } Each Cross Line Indicates
Fire Wall 18 Inches Above Roof } 6″ in Height
Fire Wall 36 Inches Above Roof

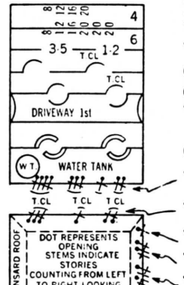

Figures 8, 12, 16, 20 Indicate Thickness of Wall in Inches
Wall Without Opening & with Size in Inches
Wall with Openings—Figures Indicate on Which Floor
Openings Protected by Single Non-Standard Fire Door
Openings Protected by Double Non-Standard Fire Door
Wall Arches for Driveways
Openings Protected by Double Standard Doors

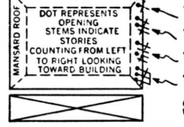

Windows with Iron Shutters
Windows with Tin Clad Shutters
Window Opening in First Story
Window Opening in Second & Third Stories
Window Opening in Second & Fourth Stories
Window with Wired Glass in Standard Sash & Frame

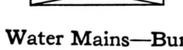

Stable

6"W.P. Water Mains—Buried (Private)
8"W.P. Water Mains & Size in Inches (Public)
12"SUCTION Suction Pipe & Size in Inches
6"W.P. Exposed Pipe—Private
SINGLE DOUBLE Triple Hydrants
V.P. Vertical Pipe or Stand Pipe
F.P. Fire Pump
Foot Valve & Strainer
Automatic Sprinkler Riser
Open Sprinkler Riser
Ordinary Gate Valve
Indicator Valve
Post Indicator Valve
Check Valve (Water flows in direction of check)
Wet Alarm Valve
Dry Pipe Valve
Open Sprinklers

Water Meter
Valve Pit
Alarm Gong with Hood
Siamese Steamer Connection
FE Fire Escape with Vertical Pipe
FE Fire Escape
Boiler Not Bricked In
UP B. Vertical or Upright Boiler
Boiler Bricked In
BRICK Metal ◯ Chimneys
E Open Elevator Shaft
E Incombustible Elevator Shaft
AS Automatic Sprinklers
NS No Sprinklers
FA Fire Alarm Box
✳ Watchman's Station

12. Deed Transferring Glen Echo Park From the Capital Transit Company To Continental Enterprises, Inc.: 1954

Recorded May 24th, 1954-at-2:22 P.M.

THIS DEED

Made this 1st day of APRIL in the year One thousand nine hundred and fifty-four by and between CAPITAL TRANSIT COMPANY, a corporation duly organized and existing under the Laws of the United States of America, relating to the District of Columbia, acting herein pursuant to a resolution of its Board of Directors, party of the first part, and CONTINENTAL ENTERPRISES, INC., , a Delaware Corporation, party of the second part.

WITNESSETH, that for and in consideration of the sum of Ten Dollars ($10.00), receipt whereof is hereby acknowledged, the said party of the first part does grant and convey unto the said party of the second part, in fee simple, the following described land and premises, with the improvements, easements and appurtenances thereto belonging, situate, lying and being in Montgomery County, State of Maryland, namely:

A tract of land described in three parcels as follows:

PARCEL No. 1. Beginning for the same at U.S. Monument 2-11, said point being on the Northeasterly line of the Chesapeake and Ohio Canal Company, now the property of the United States National Park Service, said point also being on the Southeasterly line of Lot 7 in Block 2 in a subdivision of the National Chatauqua of Glen Echo as shown on a plat recorded among the Land Records of Montgomery County, Maryland, in Plat Book "B" plats 16 and 17, thence the following courses and distances as stated and shown in a certificated plat of survey by R. K. Maddox, County Surveyor, Registered Land Surveyor No. 528, Montgomery County, Maryland made June 23, 1947; along the said Northeasterly boundary line of the said Chesapeake and Ohio Canal Company property South forty-six degrees, six minutes (46° 6') East One hundred seventeen and twenty hundredths (117.20) feet to a point on the Westerly side of Girard Street (Thirty (30) feet wide); thence along the westerly side of said Girard Street North thirty degrees, forty-nine minutes (30° 49) East Seventy-nine and twenty-two hundredths (79.22) feet to the Northeasterly corner of Lot 3 in Block 2; thence North sixty-three degrees, forty minutes (63° 40') East Thirty-five and thirty-five hundredth (35.35) feet to the Southwesterly corner of Lot 1

in Block 5, said point being on the Northerly side of Tulane Avenue (Thirty (30) feet wide); thence along the Northerly side of said Tulane Avenue on a curve to the left having a radius of Six hundred thirty five and no hundredths (635.00) feet, an arc distance of Two hundred twenty-nine and eleven hundredths (229.11) feet to a point of tangent situate at the southeasterly end of a chord bearing South Sixty-nine degrees, fifty-five minutes, ten seconds (69° 55' 10") East Two hundred twenty-seven and eighty-seven hundredths (227.87) feet from the preceding point; thence North nine degrees, forty-four minutes, forty seconds (9° 44' 40") East Seventy-five and no hundredths (75.00) feet; thence on a curve to the left having a radius of Five hundred sixty and no hundredths (560.00) feet an arc distance of Eighty-six and sixty-one hundredths (86.61) feet to a point of tangent situate at the Southeasterly end of a chord bearing South Eighty-four degrees, forty-one minutes, ten seconds (84° 41' 10") East Eighty-six and fifty-two hundredths (86.52) feet from the preceding point; thence North Fifty-three minutes (53') East seventeen hundredths (0.17) feet to a point on the Southerly line of a reservation Thirty (30) feet wide for a railroad, said point being the most Easterly point of Lot 35 in Block 5; thence bounding along the Southerly line of said reservation for a railroad North fifty-two degrees, three minutes (52° 3') West Five and eighty-eight hundredths (5.88) feet; thence North twenty-six degrees, forty-seven minutes (26° 47') West Three hundred thirteen and eighty-three hundredths (313.83) feet; thence North Twenty-one degrees, nineteen minutes (21° 19') West Nine hundred nine and nine hundredths (909.09) feet; thence North sixty-two degrees, twenty-nine minutes (62° 29') West Three hundred sixty-five and no hundredths (365.00) feet to a point on the Westerly line of Oxford Road (Thirty (30) feet wide); thence leaving said reservation for a railroad, and along the Westerly line of said Oxford Road South Twenty-seven degrees, thirty-one minutes (27° 31') West Four hundred sixty-nine and no hundredths (469.00) feet; thence South forty-four degrees, eight minutes (44° 8') East Two hundred sixty and eighty-four hundredths (260.84) feet; thence South Forty-one degrees, fifty-eight minutes (41° 58') West One hundred ninety-seven and forty-six hundredths (197.46) feet more or less, to a point marked by a pipe planted by National Capital Planning Commission survey of

right of way of George Washington Memorial Parkway and as shown on plat of survey of the National Capital Planning Commission and bearing its File No. 105.311-550; thence following said National Capital Planning Commission survey South Forty-three degrees, thirty-one minutes, seven seconds (43° 31' 7") East One hundred forty-six and forty hundredths (146.40) feet to a pipe; thence North Eighty-two degrees, thirteen minutes, two seconds (82° 13' 2") East Eighty-one and ninety-four hundredths (81.94) feet to a pipe; thence South Forty-three degrees, thirty-one minutes, seven seconds (43° 31' 7") East One hundred forty-one and thirty-two hundredths (141.32) feet to a pipe; thence South Twelve degrees, fifty minutes, thirty-three seconds (12° 50' 33") West One hundred twenty-three and eighty-five hundredths (123.85) feet to a pipe; thence South Seventeen degrees, twenty-nine minutes, sixteen seconds (17° 29' 16") East Seventy-one and fourteen hundredths (71.14) feet to a pipe; thence South Forty-three degrees, thirty-one minutes, seven seconds (43° 31' 7") East Thirty and sixteen humdredths (30.16) feet to a pipe; thence South Seventy-seven degrees, ten minutes, twenty-three seconds (77° 10' 23") East Eighty-one and eighty-five hundredths (81.85) feet to a pipe; thence South Forty-seven degrees, eight minutes, fifty-three seconds (47° 8' 53") East One hundred sixty-eight and sixty-two hundredths (168.62) feet to U. S. Monument 2-11, the point of beginning, containing Sixteen and seventy-one thousandths (16,071) acres, more or less.

PARCEL No. 2. Lots numbered One (1), Two (2), Three (3), Four (4) and Five (5) in Block numbered Five (5) in the subdivision known as "National Chataqua of Glen Echo", as per plat recorded in Liber J. A. No. 25, Folio 253 (re-recorded in Plat Book "B", plats 16 and 17) of the Land Records of said Montgomery County, Maryland.

PARCEL No. 3. Lot numbered Nineteen (19) in Block numbered One (1) in the subdivision referred to above in the description of Parcel No. 2.

Reserving and excepting to the grantor, and to its successors and assigns, the right to continue the maintenance of its railway tracks, and the trolley poles, wires and other equipment used in connection therewith, in their present

location and the operation of its trolley cars over said tracks for the purpose of transporting passengers and for such other uses as may properly be made of these facilities in the operation of an electric railway.

The property described herein is conveyed subject to existing rights and easements of Potomac Electric Power Company.

TO HAVE AND TO HOLD the same unto and to the use of the said party hereto of the second part, in fee simple.

AND the said party of the first part hereby covenants to warrant specially the property hereby conveyed and to execute such further assurances of said land as may be requisite or necessary.

IN TESTIMONY WHEREOF, the said party of the first part, on the day and year first hereinbefore written, has had its corporate seal hereto attached, and caused these presents to be signed with its corporate name by J. A. B. Broadwater, its President, attested by Ralph T. Powell, its Secretary, and has appointed the said J. A. B. Broadwater to be its true and lawful attorney in fact to acknowledge and deliver these presents as its act and deed.

CAPITAL TRANSIT COMPANY

By

Ralph T. Powell, Secretary

J. A. B. Broadwater, President

Deed, Capital Transit Company to Continental Enterprises, Inc., April 1, 1954, Montgomery County Deed Book 1922, Folios 398-402.

13. Deed Transferring Glen Echo Park From Continental Enterprises, Inc. To Rekab, Inc.: 1955

Made this 17th *day of* June *in the year*

Nineteen hundred and fifty-five , *by and between* CONTINENTAL ENTERPRISES, INC., a corporation duly organized and existing under and by virtue of the laws of the State of Delaware, party of the first part; and REKAB, INC., a corporation of the State of Maryland, party of the second part.

Witnesseth, *that for and in consideration of the sum of* Ten ($10.00) *Dollars, the said party of the first part does grant and convey unto the said party of the second part, in fee simple, the following described land and premises, with the improvements, easements and appurtenances thereunto belonged, situate, lying and being in* Montgomery *County, State of Maryland, namely:*

A tract of land in Montgomery County, Maryland, being part of the subdivision known as, "National Chatauqua of Glen Echo, of Montgomery County, Maryland", as per plat recorded in Liber JA-25 at folio 253, one of the Land Records of Montgomery County, Maryland, and re-recorded in Plat Book "B" at folio 16, one of the Land Records of said County, described in three parcels, as follows:

PARCEL NO. 1. BEGINNING for the same at U. S. Monument 2-11, said point being on the Northeasterly line of the Chesapeake and Ohio Canal Company, now the property of the United States National Park Service, said point also being on the Southeasterly line of Lot numbered Seven (7) in Block numbered Two (2) in a subdivision of the "National Chatauqua of Glen Echo", as shown on plat recorded among the Land Records of Montgomery County, Maryland, in Plat Book "B", Plats 16 and 17, one of the Land Records of said County, thence the following courses and distances as stated and shown in a certified plat of survey by R. K. Maddox, County Surveyor, Registered Land Surveyor No. 528, Montgomery County, Maryland, made June 23, 1947; along the said Northeasterly boundary line of the said Chesapeake and Ohio Canal Company property, South 46° 6' East 117.20 feet to a point on the Westerly side of Girard Street (thirty feet wide); thence along the Westerly side of said Girard Street,

North 30° 49' East 79.22 feet to the Northeasterly corner of Lot 3 in Block 2; thence North 63° 40' East 35.35 feet to the Southwesterly corner of Lot 12 in Block 5, said point being on the Northerly side of Tulane Avenue (30 feet wide); thence along the Northerly side of said Tulane Avenue on a curve to the left having a radius of 635.00 feet, an arc distance of 229.11 feet to a point of tangent, situate at the Southeasterly end of a chord bearing South 69° 55' 10" East 227.87 feet from the preceding point, thence North 9° 44' 40" East 75.00 feet; thence on a curve to the left having a radius of 560 feet, an arc distance of 86.61 feet to a point of tangent situate at the Southeasterly end of a chord bearing South 84° 41' 10" East 86.52 feet from the preceding point; thence North 00° 53' East 0.17 feet to a point on the Southerly line of a reservation 30 feet wide for a railroad, said point being the most Easterly point of Lot 35 in Block 5; thence bounding along the Southerly line of said reservation for a railroad, North 52° 3' West 5.88 feet; thence North 26° 47' West 313.83 feet; thence North 21° 19' West 909.09 feet; thence North 82° 29' West 365.00 feet to a point on the Westerly line of Oxford Road (30 feet wide); thence leaving said reservation for a railroad, and along the Westerly line of said Oxford Road, South 27° 31' West 469.00 feet; thence South 44° 8' East 260.34 feet; thence South 41° 58' West 197.46 feet, more or less, to a point marked by a pipe planted by National Capital Planning Commission survey of right of way of George Washington Memorial Parkway and as shown on plat of survey of the National Capital Planning Commission and bearing its file No. 105.311-550; thence following said National Capital Planning Commission survey, South 43° 31' 7" East 146.40 feet to a pipe; thence North 82° 13' 2" East 81.94 feet to a pipe; thence South 43° 31'7" East 141.32 feet to a pipe; thence South 12° 50' 33" West 123.85 feet to a pipe; thence South 17° 29' 16" East 71.14 feet to a pipe; thence South 43° 31' 7" East 30.16 feet to a pipe; thence South 77° 10' 23" East 81.85 feet to a pipe; thence South 47° 8' 53" East 168.62 feet to U. S. Monument 2-11, the point of beginning, containing 16.011 acres, more or less.

PARCEL NO. 2. Lots numbered One (1), Two (2), Three (3), Four (4) and Five (5) in Block numbered Five (5) in the subdivision known as, "National Chatauqua of Glen Echo", as per plat recorded in Liber JA-25 at folio 253, one of the Land Records of Montgomery County, Maryland, and re-recorded in Plat Book "B" at folios 16 and 17, one of the Land Records of said County.

PARCEL NO. 3. Lot numbered Nineteen (19) in Block numbered One (1), in the subdivision known as, "National Chatauqua of Glen Echo," as per plat recorded in Liber JA-25 at folio 253, one of the Land Records of Montgomery County, Maryland, and re-recorded in Plat Book "B" at folio 16, one of the said Land Records, being the same land conveyed by Capital Transit Company, a District of Columbia Corporation,

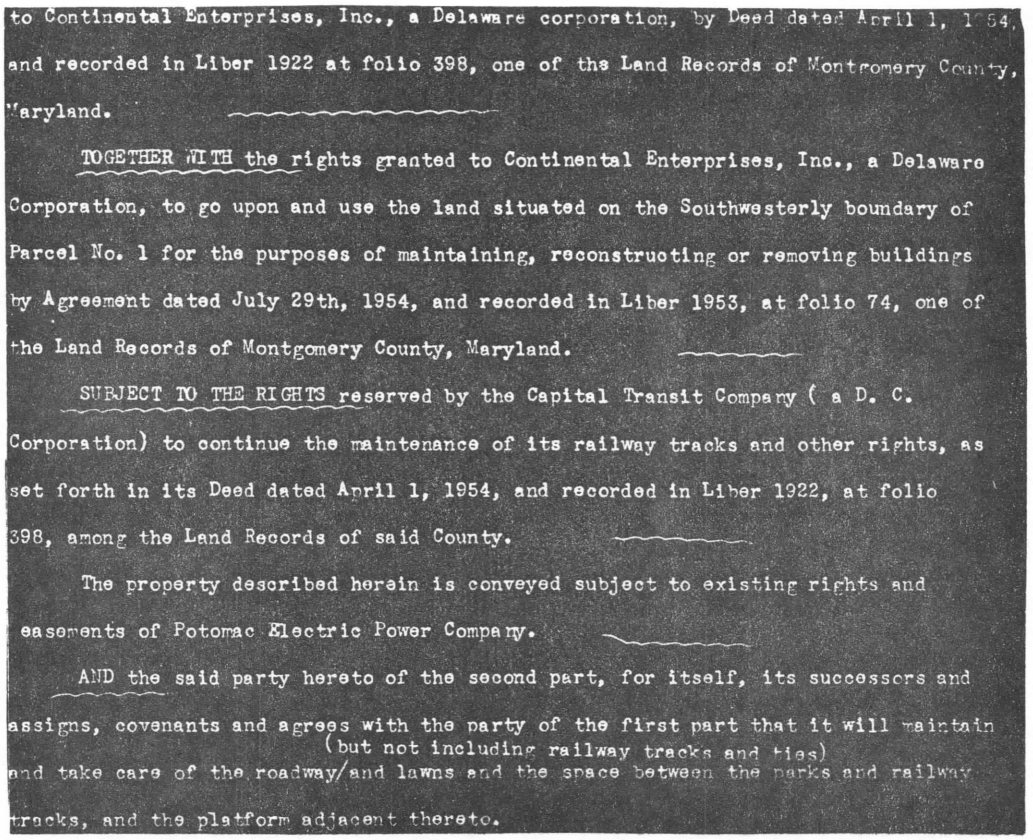

to Continental Enterprises, Inc., a Delaware corporation, by Deed dated April 1, 1954, and recorded in Liber 1922 at folio 398, one of the Land Records of Montgomery County, Maryland.

TOGETHER WITH the rights granted to Continental Enterprises, Inc., a Delaware Corporation, to go upon and use the land situated on the Southwesterly boundary of Parcel No. 1 for the purposes of maintaining, reconstructing or removing buildings by Agreement dated July 29th, 1954, and recorded in Liber 1953, at folio 74, one of the Land Records of Montgomery County, Maryland.

SUBJECT TO THE RIGHTS reserved by the Capital Transit Company (a D. C. Corporation) to continue the maintenance of its railway tracks and other rights, as set forth in its Deed dated April 1, 1954, and recorded in Liber 1922, at folio 398, among the Land Records of said County.

The property described herein is conveyed subject to existing rights and easements of Potomac Electric Power Company.

AND the said party hereto of the second part, for itself, its successors and assigns, covenants and agrees with the party of the first part that it will maintain (but not including railway tracks and ties) and take care of the roadway/and lawns and the space between the parks and railway tracks, and the platform adjacent thereto.

Deed, Continental Enterprises, Inc. to Rekab, Inc., June 17, 1955, Montgomery County Deed Book 2072, Folios 448-51.

14. Deed Conveying Glen Echo Park To United States Government: 1970

This Deed

MONTG. CO., MD.

1970 SEP -3 AM 8:27

Made this 1st *day of* April *in the year* *Nineteen hundred and* seventy , *by and between* REKAB, INC., a corporation organized under the Laws of the State of Maryland, party of the first part; and UNITED STATESOF AMEKICA, party of the second part.

Witnesseth, *that for and in consideration of the* ~~sum of~~ conveyance to it by the party of the second part of the premises 1711 New York Avenue, N.W., taxed as Lots 828 and 837 in Square 170, District of Columbia, being known as the "Old Emergency Hospital" property, ~~Dollars,~~ *the said part y of the first part does grant and convey unto the said part y of the second part,* ~~in fee simple,~~ and its assigns, in fee simple,

the following described land and premises, with the improvements, easements and appurtenances thereunto belonged, situate, lying and being in Montgomery *County, State of Maryland, namely:*

ALL THAT TRACT of land situate in the 7th Election District, Montgomery County, Maryland and more particularly described as PARCELS A & B according to a plat of survey and description furnished by Maddox & Hopkins, Engineers and Surveyors, dated August 1965, as follows:

BEING all of those six (6) parcels of land conveyed to Rekab, Inc., as follows:

Parcels One, Two and Three, from Continental Enterprises by deed dated June 17, 1955 and recorded in Liber 2072 at folio 448.

Parcel Four, from Granville Combs et ux., by deed dated December 7, 1959 and recorded in Liber 2688 at folio 254,

Parcel Five, from Charles E. Shuff et ux., by deed dated April 1, 1958 and recorded in Liber 2446 at folio 165.

Parcel Six, from Thelma Mae Anderson by deed dated February 24, 1961 and recorded in Liber 2825 at folio 485, all among the Land Records of Montgomery County, Maryland, and,

Parcel Seven, being all of that part of Tulane Avenue abandoned by the Montgomery County Council by Resolution No. 4-2613 and shown on a Plat of Abandonment recorded among said Land Records in Plat Book 69, Plat No. 6498 and being more particularly described as follows:

PARCEL A

BEGINNING to include Parcels One, Two, Three, Four, Five and Seven at a pipe found at the intersection of the 11th or N 62° 29' W 365.00 foot line of said Parcel One with the West line of Oxford Road, thence with the 12th through the 22nd lines of Parcel One as resurveyed, (1) S 27° 41' 40" W 469.00 feet,
(2) S 43° 46' 25" E 262.14 feet,
(3) S 42° 19' 35" W 198.47 feet to U.S.P.S. monument No. 0-8 found, thence
(4) S 43° 56' 15" E 145.27 feet to U.S.P.S. monument No. 0-7 found, thence
(5) N 82° 16' 30" E 82.00 feet,
(6) S 43° 27' 40" E 141.40 feet,
(7) S 12° 54' 00" W 123.92 feet to U.S.P.S. monument No. 0-4 found, thence
(8) S 17° 31' 40" E 71.21 feet,
(9) S 43° 33' 30" E 30.19 feet,
(10) S 77° 12' 40" E 81.94 feet to U.S.P.S. monument No. 0-1 found, thence
(11) S 47° 08' 53" E 168.62 feet to the point of beginning of said Parcel No. 1 where formerly stood U.S.P.S. monument No. 2-11, thence with the 2nd, 3rd, and a part of the 4th lines of Parcel One as resurveyed,
(12) South 46° 03' 40" East 282.70 feet,
(13) S 71° 13' 20" E 46.77 feet to a concrete monument found at the intersection with the west line of Bowdoin Street, thence with said West line,
(14) N 15° 56' 19" E 160.00 feet to intersect the aforesaid North line of Tulane Avenue, being also the aforesaid 4th line of Parcel One, thence with said line,
(15) Along the arc of a curve to the left having a radius of 635.00 feet, a distance of 88.31 feet, chord S 76° 31' 32" E 88.24 feet, to the end of said 4th line, thence continuing with the North line of Tulane Avenue so as to include aforesaid Parcel Two,
(16) along the arc of said curve a distance of 189.47 feet, chord S 89° 03' 28" E 188.75 feet, to intersect the southerly line of the railroad reservation, 30 feet wide, thence with said line,
(17) N 52° 34' 00" W 115.70 feet to the end of the 8th line of said Parcel One, thence with 9th, 10th and the aforesaid 11th lines of Parcel One as resurveyed, following the Westerly lines of said reservation,
(18) N 31° 09' 30" W 309.10 feet,
(19) N 20° 01' 20" W 921.71 feet,
(20) N 62° 19' 00" W 368.36 feet to the place of BEGINNING: CONTAINING 16.4978 acres of land, and

PARCEL B

BEGINNING for aforesaid Parcel Six at the intersection of the East line of Bowdoin Street with the South line of Tulane Avenue, thence with said East line,
(1) S 15° 56' 19" W 98.16 feet to the end of the 1st line of the EXCEPTION described in the aforesaid deed, thence crossing Parcel Six with the 2nd line of said exception,
(2) along the arc of a curve to the left having a radius of 40.00 feet, a distance of 65.71 feet, chord S 31° 07' 19" E 58.57 feet, to intersect the North line of Oberlin Avenue, thence with said North line,
(3) along the arc of a curve to the left having a radius of 805.00 feet, a distance of 69.14 feet, chord S 80° 38' 38" E 69.12 feet, thence leaving said line,
(4) N 06° 53' 44" E 140.00 feet to intersect the aforesaid South line of Tulane Avenue, thence with said South line,
(5) along the arc of a curve to the right having a radius of 665.00 feet, a distance of 90.00 feet, chord N 79° 13' 51" W 89.93 feet, to the place of BEGINNING: CONTAINING 0.3158 acre of land, making a total area of 16.8136 acres of land.

INCLUDED in the above description are all of Lots 15 thru 19, both inclusive, and parts of Lots 14 and 20 in Block (1); all of Lots 1 thru 21, both inclusive, in Block (3); all of Lots 1 thru 11, both inclusive, in Block (4); all of Lots 1 thru 35, both inclusive, in Block (5); all of lots 10, 13, 14,15 and Parts of Lots 11 and 12 in Block (6); all of Lots 1 thru 11, both inclusive, and Lots 13 thru 18, both inclusive, and Part of Lot 12 in Block (7); Parts of Lots 1 thru 4, in Block (8) and Part of Lot 6 in Block (8) and all the streets and roads and public ways encompassed within the described area being a part of a subdivision known as Plat of The National Chataugua of Glen-Echo of Montgomery County, Maryland as per plat recorded in Plat Book B at Plat 16 among the Land Records of Montgomery County, Maryland.

Also any and all right, title and interest of said party of the first part in any alleys, roads, streets, ways, strips, gores, or rights of way abutting or adjoining said land and in any means of ingress or egress appurtenant thereto.

To Have and to Hold the same unto and to the use of the said party hereto of the second part, ~~in fee simple~~, and its assigns, in fee simple

And the said party of the first part generally hereby covenants to warrant ~~specially~~ the property hereby conveyed, and

to execute such further assurances of said land as may be requisite.

In Testimony Whereof, on the day and year first hereinbefore written, the said party of the first part

has caused these presents to be signed in its corporate name by Abram Baker its President, attested by Manuel J. Davis its Secretary and its corporate seal to be hereunto affixed

REKAB, INC.

By Abram Baker President
Abram Baker President.

ATTEST:

Manuel J. Davis Secretary.

THIS IS TO CERTIFY that the foregoing and annexed Deed was duly executed and delivered pursuant to and in strict conformity with the provisions of the Resolution of the Board of Directors of Rekab, Inc., a corporation, passed at a regularly called meeting of said Board of Directors and that a quorum was present at said meeting.

Manuel J. Davis Secretary

Deed, Rekab, Inc. to United States of America, April 1, 1970, Montgomery County Deed Book 3952, Folios 575-78.

15. Existing Conditions Report Summary: 1984 (based on current use of occupied structures and proposed use of unoccupied buildings)

STRUCTURES	ARCHITECTURAL			MECHANICAL			ELECTRICAL			HEALTH/SAFETY		
	Structurally Sound	Minor Repairs	Major Stab. or Renovatn.	Mechanically Sound	Minor Repairs	Extensive Repairs	Electrically Sound	Minor Repairs	Extensive Repairs	No Safety Problems	Minor Corrections	Significant Problems
Chautauqua Tower		X		X				X			X	
Wood Shop Bldg.			X		X			X				X
Dance Theatre		X		X				X			X	
Adventure Theatre		X		X					X		X	
Elec. Rm/Shooting Gallery			X			X			X		X	
Carousel		X		X				X		X		
Ballroom/Jungleland			X		X				X			X
Pottery Shed		X		NA	NA	NA		X			X	
Ballroom Cafe		X		X				X		X		
Cuddle-Up Pavilion		X		NA	NA	NA			X		X	
Laff House			X			X			X			X
Bumper Car Pavilion	X			NA	NA	NA		X			X	
Comfort Sta. Bldg.		X			X			X			X	
Auto Awareness		X		X				X			X	
Incinerator Bldg.			X			X			X		X	
Ice House		X		NA	NA	NA		X			X	
Ticket Booth	X			NA	NA	NA		X		X		
Candy Corner		X		NA	NA	NA		X			X	
USPP Stable	X			NA	NA	NA		X			X	
Crystal Pool			X		X				X			X
First Aid Bldg.		X		X				X			X	
Park & USPP Offices			X		X				X			X
Pottery Yurt		X		X					X	X		
Large Yurt		X		X				X		X		
Solar Yurt		X		NA	NA	NA		X		X		
Yurt #1	X			NA	NA	NA		X		X		
Yurt #2		X		NA	NA	NA		X		X		
Yurt #3	X			NA	NA	NA		X		X		
Kiddieland Shed	X			NA	NA	NA		X		X		
Office Canopy		X		NA	NA	NA		X			X	
Minnie-Ha-Ha Creek Culvert			X	NA	NA	NA	NA	NA	NA			X

U.S. Department of the Interior, National Park Service, Glen Echo Park, Glen Echo, Maryland, Management and Facilities Program, May, 1984, Appendix C.

16. Photographs



PHOTOGRAPH 1

Glen Echo Cafe
(1890, Richard Cook Collection)



PHOTOGRAPH 2

Glen Echo Cafe, Main Room
(1890, Richard Cook Collection)



PHOTOGRAPH 3

Glen Echo Cafe, Tower of Babel
(1890, Richard Cook Collection)



PHOTOGRAPH 4

Glen Echo Cafe, Sleepy Hollow Dining Room
(1890, Richard Cook Collection)



PHOTOGRAPH 5

Glen Echo Cafe, Air Castle
(1890, Richard Cook Collection)



PHOTOGRAPH 6

Interior, Chautauqua Amphitheater
(1891, Richard Cook Collection)



PHOTOGRAPH 7

Chautauqua Tower and Adjacent (nonextant) Buildings, West and North Elevations
(1891-1914, Library of Congress)

I. REPOSITORIES VISITED DURING RESEARCH

Boulder, Colorado.

Univeristy of Colorado Library.

Denver, Colorado.

Denver Public Library.

Falls Church, Virginia.

Northeast Team, Falls Church, Denver Service Center, National Park Service.

Glen Echo, Maryland.

Glen Echo Park.

Lakewood, Colorado.

Technical Information Center, Denver Service Center, National Park Service.

Rockville, Maryland.

Construction Codes Enforcement, Department of Environmental Protection, Montgomery County Government Executive Office Building.

Montgomery County Historical Society.

Montgomery County Land Records, Montgomery County Judicial Center.

Montgomery County Library.

Turkey Run, Virginia.

George Washington Memorial Parkway.

Washington, D.C.

Columbia Historical Society.

Library of Congress.

Martin Luther King, Jr., Memorial Library.

J. REPOSITORIES CONSULTED DURING RESEARCH

Baltimore, Maryland.

Museum and Library of Maryland History, Maryland Historical Society.

Chautauqua, New York.

Smith Memorial Library, Chautauqua Institution.

New York, New York.

New-York Historical Society.

Performing Arts Research Center, New York Public Library.

Washington, D.C.

Potomac Electric Power Company.

Washington Metropolitan Area Transit Company.

K. PERSONS CONSULTED DURING RESEARCH

Paul H. Alban, Glen Echo, Maryland (former mayor of Glen Echo)

Carlotta Anderson, Editor of The Echo, Glen Echo, Maryland, newspaper

Abram Baker, Miami Beach, Florida (former owner of Glen Echo Amusement Park)

Eleanor Beamer, Arlington, Virginia (former resident of Glen Echo Amusement Park)

Carolyn E. Boyce, Historic Preservation Planner, Pittsburgh Planning Department, Pittsburgh, Pennsylvania

Richard A. Cook, Gaithersburg, Maryland (owner of extensive private Glen Echo Amusement Park historical collection)

Frank G. Corder, Jr., Glen Echo, Maryland (former mayor of Glen Echo)

Michael Dwyer, Historian, National Capital Park Planning Commission, Rockville, Maryland

Simon and Evelyn Eichberg, Washington, D.C. (Evelyn is the daughter of Leonard B. Schloss)

Rurik K. Eckstrom, Architect, Richmond, Virginia

Vincent Finegan, Photographer, Glen Echo, Maryland

Richard Flint, Curator of Prints, Peale Museum, Baltimore, Maryland (recognized authority on amusement park history)

Henry B. Goldsborough, Jr., Senior Liaison Engineer, Potomac Electric Power Company, Washington, D.C.

Frederick Kuster, Mayor, Glen Echo, Maryland

Patrick Lee, Cabin John, Maryland (former employee at Glen Echo Amusement Park)

Alfreda Locke Irwin, Historian-in-Residence, Smith Memorial Library, Chautauqua Institution, Chautauqua, New York

Nancy B. Long, Town Archivist, Glen Echo, Maryland

Charles J. Murphy, Springfield, Virginia (consultant, National Capital Trolley Museum)

Alfred E. Savage, Rockville, Maryland (president, National Capital Trolley Museum)

Robert A. Truax, Photographic Consultant, Columbia Historical Society, Washington, D.C.

Robin D. Ziek, Takoma Park, Maryland (author of archeology study at Glen Echo Amusement Park)

L. ANNOTATED BIBLIOGRAPHY

PRIMARY SOURCES

Manuscripts/Collections

Chautauqua, New York. Chautauqua Institution, Smith Memorial Library. The Historical Collection.

The collection contains letters pertaining to the program and operation of the National Chautauqua of Glen Echo.

Clementon, New Jersey. Abram Baker Collection (private).

This collection by one of the last private owners of the park includes park brochures, newspaper clippings, and some fifty photographs, copies of the latter being on file at Glen Echo Park.

Denver, Colorado. National Park Service, Denver Service Center, Technical Information Center. Glen Echo Architectural Drawings and Plans.

The Technical Information Center has microfilm copies of construction drawings for the Spanish ballroom (1933), Crystal Pool (1931), and administration building (1940) at Glen Echo Park as well as various plans and layouts of the park's structures and facilities primarily during the 1960s and 1970s.

Gaithersburg, Maryland. Richard A. Cook Collection (private).

This collection of manuscripts, photographs, and documentary materials relating to the history of the chautauqua and amusement park periods at Glen Echo is the largest and most comprehensive of its kind. The collection has been microfilmed by the National Park Service and is on file at Glen Echo Park.

Glen Echo, Maryland. Carlotta Anderson Collection (private).

This collection includes Glen Echo Park data in Washington area newspaper clippings and a complete set of issues of The Echo, the Glen Echo town newspaper edited by Carlotta Anderson.

_____. Frank G. Corder Collection (private).

This collection of town council minutes (covering primarily the 1960s and 1970s), in the possession of former Mayor Corder, provides data on the relationship between Glen Echo Park and the Town of Glen Echo.

_____. Glen Echo Park, Historical Files (Property of Nancy B. Long, Glen Echo town archivist)

These materials, including the 1936 Glen Echo Park Company Press Book and the 1931 specifications for the Crystal Pool, contribute to an understanding of the construction of the Crystal Pool and operation of the park during 1936.

New York, New York. New York Public Library, Performing Arts Research Center. Leonard B. Schloss Collection.

This collection consists of the papers and memorabilia associated with the entertainment business and amusement park career of Leonard B. Schloss.

Rockville, Maryland. Montgomery County Historical Society. Vertical Files, Glen Echo.

These vertical files contain press clippings, photographs, and other documentary materials relating to the recent history of Glen Echo.

_____. Montgomery County Government Executive Office Building, Department of Environmental Protection, Construction Codes Enforcement, Building Permit Files, Glen Echo Park, 1946-1966.

These files include the applications for building permits for construction projects at Glen Echo Park from the late 1940s to the late 1960s. The files appear to be incomplete and are considered to be inactive by county officials.

_____. Montgomery County Judicial Center. Montgomery County Land Records.

These land records, containing the county deed and plat books, were researched for the purpose of tracing the chain of title for the Glen Echo Park property.

Washington, D.C. Columbia Historical Society.

The John Clagett Proctor Collection and Society Vertical Files primarily contain press clippings on the history of Glen Echo.

_____. Martin Luther King, Jr., Memorial Library. Washingtoniana Collection, Vertical Files, Glen Echo.

These files contain Washington-area press clippings and other materials relating to the history of Glen Echo, primarily from the 1930s to the 1970s.

_____. Robert A. Truax Collection (private). Inspection Report, Capital Transit Company, Glen Echo Park, Glen Echo, Maryland, July 1934, Marsh & McLennan, Insurance, Incorporated, New York, Chicago.

The Truax Collection contains a fire insurance map and inspection report prepared by Marsh & McLennan in July 1934. It is the only available one of its kind that could be found during research for this study.

Printed Documents

Glen-Echo-on-the-Potomac: The Washington Rhine. [1891].

The Glen Echoan, Devoted To Glen Echo and The Glen Echo Chautauqua, Located at Glen-Echo-On-the-Potomac, Five Miles From Washington, The Washington Rhine. [Washington, ca. 1892].

Woman's Executive Committee. The National Chautauqua of Glen Echo. Washington, [1891].

These documents provide considerable data on the Baltzley real estate and resort development at Glen Echo and the National Chautauqua of Glen Echo during the early 1890s.

Newspapers

Montgomery County Sentinel.

Washington Evening Star.

Washington Herald.

Washington Post.

Scattered articles from these newspapers provide data on the operation and development of Glen Echo during the chautauqua, amusement park, and federal government ownership periods.

SECONDARY SOURCES

Books

Brown, Stuart E., Jr. ed. Skyland: The Heart of the Shenandoah National Park by George Freeman Pollock. N.P., 1960.

Dictionary of American History, Vol. II.

Fancher, Pauline. Chautauqua: Its Architecture and Its People. Miami, 1978.

Gould, Joseph E. The Chautuaqua Movement: An Episode in the Continuing American Revolution. Albany, 1961.

Griffin, Al. "Step Right Up, Folks!" Chicago, 1974.

King, LeRoy O. 100 Years of Capital Traction: The Story of Streetcars In the Nation's Capital. [Washington], 1972.

Kyriazi, Gary. The Great American Amusement Parks: A Pictorial History. Secaucus, New Jersey, 1976.

McDevitt, Cleland C. The Book of Washington. Washington, 1927.

Mangels, William F. The Outdoor Amusement Industry From Earliest Times to the Present. New York, 1952.

Matlaw, Myron ed. American Popular Entertainment: Papers and Proceedings of the Conference on the History of American Popular Entertainment. Westport, Connecticut, 1977.

Morrison, Theodore. Chautauqua: A Center for Education, Religion, and the Arts in America. Chicago, 1974.

National Association of Amusement Parks, Pools, and Beaches. 1960 Manual & Guide, 17th Edition. Chicago, 1960.

_____. 1961 Manual & Guide, 18th Edition. Chicago, 1961

_____. 1962 Manual & Guide, 19th Edition. Chicago, 1962.

Onosko, Tim. Fun Land U.S.A.: The Complete Guidebook to 100 Major Amusement and Theme Parks. New York, 1978.

Portrait and Biographical Record of the 6th Congressional District, Maryland. New York, 1898.

Webb, William W., et al. Centennial History of the City of Washington, D.C. Dayton, 1892.

Wilmeth, Dan B. Variety Entertainment and Outdoor Amusements: A Reference Guide. Westport, Connecticut, 1982.

The works by Fancher, Gould, and Morrison provide historical background for an understanding of the chautauqua movement in the United States, while those by Griffin, Kyriazi, Mangels, Matlaw, Onosko, and Wilmeth present the historical development of the amusement park industry. The books by Brown and Webb give some brief glimpses of the Glen Echo area during the construction of the chautauqua buildings and convening of the chautauqua assembly in 1891. The work by King provides a history of the construction and operation of the Glen Echo Railroad and its successors. The NAAPPB manuals discuss the administration and facilities of Glen Echo Park during the 1960s, while the book by McDevitt describes the park's features during the mid-1920s.

Periodicals

Albert, Frank L. "The Future of Amusement Parks in America and the Publicity of Them." Billboard, 22 (March 20, 1910): 20-21, 86.

"Alexander Asks all Ops to Join." Billboard, 52 (March 30, 1940): 36.

"All Problems Affecting Biz Up for Airing." Billboard, 55 (April 3, 1943): 38-39, 41.

"Amusement Park News." Billboard, 24 (May 25, 1912): 20.

"Amusement Park Owners Speak Out." Billboard, 71 (April 31, 1959): 96-98.

"Amusement Parks." Billboard, 37 (April 25, 1925): 83.

"Amusement Parks." Billboard, 57 (March 31, 1945): 68.

"Art Parks: Glen Echo Is A Model Community Effort." Craft Horizons 38 (October, 1978): 40.

Baxter, Sylvester. "The Trolley in Rural Parts." Harper's Monthly, 97 (June, 1898): 60-68.

Bennett, Craig. "Glen Echo Park." Design Action: The Mid-Atlantic Architecture & Design Review, 2 (July/August, 1983): 8.

Burkett, Ray, and Berstein, Randee. "Deco 'Echoes' in Former Washington Amusement Park." Trans-Lux, 1 (February, 1983): 6-8.

Charles, Barbara Fahs. "Mix Antique Charm and Artistry, Add Children and Spin." Smithsonian, 3 (July, 1972): 41-47.

Cohen, Roger S., Jr. "The Glen Echo - Cabin John Area." The Montgomery County Story, 7 (August, 1964): 4.

"Evolution of Our Industry." Billboard, 43 (January 24, 1931): 54, and (January 31, 1931): 64-65.

Fowler, Charles B. "Glen Echo: Chautauqua 1974 Style." National Parks & Conservation Magazine, 48 (September, 1974): 20-24.

Fradin, Morris. "Washington's 'Rhine'?" American Forests, 73 (May, 1967): 22-25, 40-41.

Fried, Frederick. "Last Ride for Carrousel Figures?" Historic Preservation, 29 (July-September, 1977): 22-27.

"G. Price Named Glen Echo Mgr." Billboard, 57 (April 8, 1950): 126.

"Glen Echo Beats Weather to Top All Past Marks." Billboard 55 (May 1, 1943): 40.

"Glen Echo Displays New Administration Building." Billboard, 52 (April 20, 1940): 38.

"Glen Echo Features New Satellite Jet." Billboard, 71 (April 20, 1959): 87.

"Glen Echo Opens May 10; Parking Charge Reduced." Billboard, 42 (May 3, 1930): 62.

"Glen Echo Skeds Big Name Talent." Billboard, 64 (June 28, 1952): 74.

"Glen Echo, The National Chautauqua--One of the Most Beautiful Spots On the Upper Potomac--A Noble Enterprise in Which Scholars, Students and Investors Will All be Interested." Frank Leslie's Illustrated Newspaper, June 27, 1891.

"Glen Echo 'Too Good'." Billboard, 54 (June 13, 1942): 40, 42.

"Glen Echo--Years of Fun." American Forests, 65 (September, 1959): 24-27.

"Glen Echo's Mailer Lets Cat from Bag." Billboard, 67 (April 9, 1955): 96.

"Glen Echo's TV Tieup Repeats." Billboard, 66 (May 15, 1954): 46.

Hartt, Rollin Lynde. "The Amusement Park." Atlantic Monthly, 99 (May, 1907): 667-77.

Hutton, James S. "The Amusement Park: An American Institution, The Demand, The Supply, and Why It Thrives." Billboard, 22 (March 10, 1910): 25, 84.

Lane, T. T. "San Francisco Lane." Billboard, 19 (May 25, 1907): 14.

Leonard, John W. "Coaster Dips--Glen Echo Park." Coaster World, (January, 1981): 13-15.

"Leonard Schloss Opens Famous Glen Echo." Billboard, 41 (May 25, 1929): 78.

"Local Circles." Chautauquan, 12 (December, 1890): 410.

"Local Circles." Chautauquan, 12 (January, 1891): 548.

"Local Circles." Chautauquan, 14 (December, 1891): 372.

"Local Circles." Chautauquan, 14 (January, 1892): 478, 501.

"Local Circles." Chautauquan, 15 (April, 1892): 109.

"Local Circles." Chautauquan, 15 (May, 1892): 247.

"Manager Gill Resigns." Billboard, 18 (June 30, 1906): 27.

"Modernization Is Glen Echo Keynote." Billboard, 50 (April 30, 1938): 38, 40.

Murphy, Cindy. "Remember Glen Echo? What's Going on Around the Funhouse." Forecast, (June, 1979): 44-45.

"NPCA at Work." National Parks and Conservation Magazine, 49 (November, 1975): 22-23.

"Park List." Billboard, 17 (May 20, 1905): 26.

"Park List." Billboard, 18 (April 28, 1906): 54.

"Park List." Billboard, 21 (June 12, 1909): 25, 33, 41.

"Park List." Billboard, 28 (May 27, 1916): 32.

"Park List." Billboard, 19 (May 16, 1908): 22.

"Parks." Billboard, 13 (May 4, 1901): 23.

"Parks." Billboard, 14 (May 31, 1902): 16.

"Parks." Billboard, 15 (March 28, 1903): 20.

"Parks." Billboard, 16 (April 23, 1904): 15.

"Parks, Piers and Beaches." Billboard, 34 (May 27, 1922): 68.

"Parks, Piers and Beaches." Billboard, 35 (June 2, 1923): 79.

"Parks, Piers and Beaches." Billboard, 36 (May 17, 1924): 81.

"Parks, Pleasure Resorts, Summer Gardens." Billboard, 11 (May 1, 1899): 21.

Raymer, Patricia. "Glen Echo." Washingtonian, 10 (July, 1975): 162-65.

"Record Opener is Marked Up by Glen Echo." Billboard, 67 (April 16, 1955): 56.

Ross, Wendy M. "The Children's Experimental Workshop." Parks & Recreation, 10 (September, 1975): 26-31, 60-61.

"Schloss Adds More Rides At Glen Echo." Billboard, 61 (April 9, 1949): 117.

Simpson, Jeffrey. "Utopia by the Lake." American Heritage, 23 (August, 1972): 76-88.

Slosson, Edwin E. "The Amusement Business." Independent, 57 (July 21, 1904): 134-39.

"Sprucing and Growth Enhance Glen Echo." Billboard, 70 (April 7, 1958): 96.

"Strolling Thru the Park." Billboard, 59 (April 26, 1947): 84.

"Talent on the Road." Billboard, 72 (May 30, 1960): 57.

"The Assembly Calendar: Season of 1893." Chautauquan, 17 (June, 1893); 337.

"The Summer Assemblies for 1891." Chautauquan, 13 (September, 1891): 796-97.

Thompson, Frederic. "Amusing the Millions." Everybody's Magazine, 19 (September, 1908): 378-87.

Tor, Nat A. "The Pool Whirl." Billboard, 54 (April 25, 1942): 41.

"Traffic Jam: Howdy Doody Sets Mark at Glen Echo, Md." Billboard, 65 (May 16, 1953): 52.

Travaglini, Mark. "From the Echoes of Chautauqua." American Education, 13 (May, 1977): 17-21.

_____. "The Evolution of a People's Park." American Education, 13 (May, 1977): 22-24.

Travers. H.G. "Novel Park Rides and Devices." Billboard, 24 (March 22, 1913): 30, 142.

Uzzell, R.S. "NAAP: Manufacturers and Dealer's Section." Billboard, 46 (June 9, 1934): 39, 43.

"Video Acts Aid Glen Echo Bow." Billboard, 65 (April 11, 1953): 85.

"Washington Season Opens." Billboard, 43 (May 23, 1931): 40.

"Washington's New Summer Park." Billboard, 23 (June 3, 1911): 20.

"Whitey Rides Home." Washingtonian, 2 (December, 1966): 32-33, 48, 50.

Willey, Day Allen. "The Open Air Amusement Park." Theatre, 10 (July, 1909), 18-19.

_____. "The Trolley-Park." Cosmopolitan, 33 (July, 1902): 265-72.

"15,000 Take in Glen Echo Bow: Schloss Hopeful." Billboard, 56 (April 22, 1944): 44.

The numerous articles in the Chautauquan provide considerable data on the history of the National Chautauqua of Glen Echo, while those in Billboard describe the establishment, development, and operation of Glen Echo Amusement Park. The articles authored by Albert, Baxter, Hartt, Hutton, Slosson, Thompson, Travers, and Willey provide a historical background for understanding the growth and development of the American amusement park industry. The articles authored by Simpson and Travaglini present historical overviews of the chautauqua movement.

Theses

Boettjer, John W. "Street Railways in the District of Columbia." Unpublished M.A. thesis, George Washington University, 1960.

Boyce, Caroline E. "A Guide to the Historic Preservation of Pre-World War II Amusement Parks." Unpublished M.A. thesis, Cornell University, 1981.

The thesis by Boettjer provides data on the relationship of street railways to the growth of Glen Echo Park, while that by Boyce discusses the historical development and more recent preservation of various amusement parks in the northeastern United States.

Technical Documents

A Proposed Redevelopment Plan for the Glen Echo Amusement Park Area of the Town of Glen Echo, Montgomery County, Maryland, September 1966. Prepared by the Glen Echo Town Council with the technical assistance of Mansfield M. Bascom. (Copy on file at Glen Echo Park.)

Ekstrom, Erik. "The Chautauqua Tower--Glen Echo Park, Glen Echo, Maryland, Phase One of An Historic Survey and Architectural Documentation." Prepared for the National Park Service by AREA, Inc., Architects, Planners, 1974-75.

U.S. Department of the Interior, National Park Service, Denver Service Center. "Historic Structure Report, Clara Barton House, Clara Barton National Historical Site, Maryland," by Charles W. Snell. October, 1977. (draft typescript copy on file at George Washington Memorial Parkway).

___. ___. Glen Echo Chautauqua on the Potomac, by Benjamin Levy. June 15, 1967.

___. ___. Glen Echo Park, George Washington Memorial Parkway, Archeological Overview, by Robin D. Ziek. April 1982.

___. ___. Glen Echo Park, Glen Echo, Maryland, Management and Facilities Program. May, 1984.

___. ___. National Capital Region. Clara Barton House: Glen Echo, Maryland, by Steven H. Lewis. August, 1964.

___. ___. National Register of Historic Places Inventory--Nomination Form, Carrousel at Glen Echo Park. Prepared by Gary Scott and Nicholas Veloz, March 25, 1980.

___. ___. National Register of Historic Places Inventory--Nomination Form, Chautauqua Tower. Prepared by Barry Mackintosh, March 28, 1980.

___. ___. National Register of Historic Places Inventory--Nomination Form, Glen Echo Amusement Park. Prepared by Gary Scott and William H. Brabham, ca. 1983-1984.

___. ____. Special Study: Existing Conditions Study, Glen Echo Park Facilities. October, 1981.

"Request for Determination of National Register Eligibility, Glen Echo Park," n.d. (typescript copy on file at George Washington Memorial Parkway).

"Statement for Management, Glen Echo Park/Clara Barton NHS." September 26, 1977.

The documents prepared by Levy and Ziek and the National Register nomination forms provide historical overviews of Glen Echo Park. The "Statement for Management," Management and Facilities Plan, and Special Study provide useful data on management and operation of the park during the 1970s and early 1980s.

Miscellaneous Materials

Armstrong, Bev. "Glen Echo Park: A Case Study." April 28, 1975 (typescript draft copy on file at Glen Echo Park).

Barton, Carol. "History of Glen Echo." 1978 (typescript copy on file at Glen Echo Park).

Brown, Adele Q. "Glen Echo Park: A Case Study." May 2, 1979 (typescript draft copy prepared for class at American University, Washington, D.C., on file at Glen Echo Park).

"Glen Echo General Information Packet." Prepared by Wendy Ross, Program Planner [1974] (typescript copy on file at Montgomery County Library, Rockville, Maryland).

Manbeck, John B. comp. "Coney Island: Attractions, Amusements & Entertainments." n.d. (copy on file at Glen Echo Park).

The documents prepared by Armstrong, Barton, Brown, and Ross provide data on the development of National Park Service planning and development of the park during the 1970s.

M. ARCHITECTURAL DRAWINGS

The National Park Service has construction drawings for the Crystal Pool (1931), Spanish ballroom (1933), and administration building (1940). The original drawings are on file in the National Capital Region Office, and copies have been sent to Glen Echo Park and the Denver Service Center, at Falls Church, Virginia. Microfilm copies of the drawings are on file in the Denver Service Center's Technical Information Center.

The Cook Collection, which is on microfilm at Glen Echo Park, contains several construction drawings. These include: undated floor plans for the refeshment stands in the pool area and for the B & B Catering Service; foundation plans for the Cuddle Up (1946); and installation plans for a transformer vault and other electrical equipment (1948).

IV. ARCHITECTURAL-ENGINEERING DATA SECTION



Northeast-Southwest Section

IV. ARCHITECTURAL/ENGINEERING DATA SECTION

A. CHAUTAUQUA TOWER

1. Architectural Data

a. Architectural Summary

The chautauqua tower was built in 1891 as part of the chautauqua movement at Glen Echo and is the only remaining intact building from the chautauqua era.[1] It is a steep-roofed three-story circular stone tower with an approximately three-foot thick exterior wall and deep indentations at the door and window openings. The massive stone building was typical of the Glen Echo chautauqua buildings (see photographs 1-4):

> All these buildings are to be in granite, and designed with special reference to their sites and purpose. They will be imposing in their grouping as well as in their architecture, and by their art will emphasize the rugged grandeur of the glen, and by the learning to be disseminated from them, as time goes on, will make classic this beautiful vale (see history data, page III-17).

b. Historical Use/Appearance

The chautauqua tower was originally called a gate tower and was designed for "administrative and school purposes." Bells located in the belfry provided musical sounds (see history data, page III-34). During part of the amusement park era, from 1914 until at least 1926, the second and third floors of the tower, along with parts of the yellow barn, were the residence of the park superintendent. At this time, the first floor of the tower was the office of the park watchman (see history data, page III-82).

---

1. The incinerator building, which is not included in this report, dates from the chautauqua era but has been significantly altered; also, the maintenance shop incorporates remnants of a chautauqua era building.

For the most part, the 1891-1914 photographs show the tower just as it is today (see photographs 1-4). It is a three-story unpainted round stone building approximately 34 feet in diameter with a steep eleven-sided wood-shingled roof. A flagpole extends up from the roof's peak. The three-foot thick stone wall tapers to one foot, nine inches where the wall meets the roof. At each level, there are deeply indented wood casement windows with many small lights. Sometime between 1897 and 1919 a new roof was put on the tower. In the pre-1914 photographs, the tower appears to have had a wood shingle roof, but in the 1919 photographs the roof appears to be covered in a different material, probably metal. In the 1970s, when the tower again needed a new roof, wood shingles were used to restore its original appearance.

There are some differences between the original and the present appearance of the tower:

- In the photographs taken between 1891 and 1976, the ends of outriggers are visible at the eaves (see photographs 1-9 and 11). In the 1970s when a new roof was installed, these members were cut off (see photograph 16).

- Originally there was a small projection on the west side of the roof (see photographs 2-4). It is not clear what this was; perhaps it was framing for a sign.

- Originally there were flower boxes in the deep indentations at the windows (see photograph 2). By 1919 these boxes had been removed.

- As was previously noted, there were bells in the belfry located on the north side of the building. There are, however, no good photographs of the bells.

- Photograph 2 shows a rustic wood railing along the west elevation of the tower. The 1919 photographs show a trellis at this location. No remains of these features exist today.

From the photographs, it appears that the tower was always attached on the north side to another building. Originally, it was attached to a stone chautauqua era building (see photographs 1-4); after this building burned it was replaced by the maintenance shop, which is also known as the yellow barn (see photographs 6-10, 12 and 13). There are door openings which connect these two buildings and appear to be original; these openings, however, are now boarded.

A study of the interior of the tower indicates that its appearance has changed significantly since 1891. Remains of plaster and wood lath as well as the projecting wood base and trim around the windows provide evidence that the interior of the exterior stone wall and the ceilings were once covered with plaster. The only plaster that now remains is on the third floor where plaster-covered partitions--which are probably original--still divide the floor into three spaces and conceal a center support post.

There are no original interior partitions dividing either the first or second floors. The first floor is one big open space; the second floor is divided in half by a paneled wood stud partition that was installed by the Park Service. Thus, the original floor plans of these levels are not known.

There are now, and probably were originally, tongue and groove wood floors. Removing some of the floorboards on the second floor revealed the remains of a 3 1/4-inch by 7/8-inch tongue and groove wood floor several inches below. The joists which supported this floor were smaller than the joists supporting the current floor.

There is a fireplace in the north wall on the second floor. Wooden stairs connect the first, second, and third floors and attic. While these stairs appear to be original, parts of them are missing. Some of the window and door trim on all three floors is beaded and may be original, while other newer-looking pieces have no beads. There is now a trap door in the roof. This feature may be original, since photograph 2, taken prior to 1914, shows something on the north side of the roof.

c. Existing Conditions/Use

Today the first floor of the chautauqua tower is a gallery that displays and sells souvenirs and artists' works. The second and third floors and attic are used for storage. Since much of the third-level floor is covered with batt insulation, not much is stored there.

The exterior of this building is generally in good condition. The stone wall was repointed in 1976 on both the exterior and interior and is in good condition. One problem area, however, is the roof which leaks and needs repairs. Some of the wood shingles are missing, the edges of the eleven sides of the roof are not adequately covered, and the bottom row of shingles does not properly overlap the copper flashing. In addition, some of the seams in the flashing have separated. As a result of the leaks, some of the wood soffit on the roof's overhang has rotted and become loose (see photographs 14-18).

The first floor has been rehabilitated recently and is in excellent condition. The floor, ceilings, and stairs on the upper floors, however, need work. There are holes and patches in the second- and third-level floors and, while there is evidence of paint on the floors, nearly all of it has worn off. The plaster partitions on the third floor have suffered from water damage. There are holes in the second floor drywall ceiling, and the third floor plaster ceiling has been removed.

d. Recommendations

(1) Repair or replace roof, flashing, and downspouts.
(2) If extensive roof repair is needed in the future, consider the roof's amusement park era appearance.
(3) The flower boxes and bells may be restored. Since the flower boxes were removed prior to 1919 and it is not known whether or not the bells existed during the amusement park era, it is not necessary that these features be restored.

2. Structural Data

a. Structural Description

As described previously, the chautauqua tower is a circular building approximately 34 feet in diameter. Its structural system consists of stone exterior and foundation walls and wood-framed floor and roof systems.

The foundation wall is stone, and is a continuation of the exterior three-foot thick stone bearing wall. A concrete collar was installed against the interior of the foundation in 1984, and runs the full circumference of the wall.[2] Another concrete collar, installed in 1976, encircles the exterior of the foundation wall. The crawl space is bisected by a stone wall.

The first floor framing is new, having been installed in 1984. The framing consists of 2-by-12 joists, 16 inches on center. The joists span 12 feet and bear on the concrete collar and the center stone wall.

The second floor framing consists of wood joists supported by the exterior walls and two double 4-by-12 interior wood beams. The beams, spaced 16 feet apart, span 24 feet and bear on the stone wall in beam pockets. Spanning between the beams and between each beam and the exterior stone wall are 2-by-10 joists, 16 inches on center.

The third floor framing is similar to the second floor framing, with the primary difference being member sizes. The beams consist of four 3-by-14s, and the joists spanning between the beams are 2-by-12s, 12 inches on center. The joists between the beams and the exterior wall are 3-by-14s, 20 inches on center.

2. The foundation was exposed in 1984 and was found to be made up of small stones with no mortar. National Park Service personnel packed the empty pockets with mortar under pressure and then poured the concrete collar.

The attic floor framing consists of alternating single and double 2-by-6 joists spanning 14 feet in a radial pattern. At the stone wall perimeter they are 54 inches on center and bear on three 2-by-10 plates. The joists converge at the center of the building where they are supported on two 1-inch wood bearing plates on a 9-by-9 post. The post is supported by the third floor framing.

The roof joists consist of 2-by-6s in a radial pattern converging at the peak of the roof. They bear on the attic floor joists and have a horizontal span of 14 feet. Approximately 4 feet above the attic floor, the roof joists are butt-jointed with splice plates on both sides of the joists.

The first story stairway framing consists of 3/4-inch thick by 3-foot wide treads. The stairway stringer rests on a 2-by-4 plate which is supported by a stud wall. The wall studs are 2-by-4s spaced 16 to 20 inches on center. The second and third story stairway framing is inaccessible.

The support for the flagpole appears to be one 2-by-12 or 2-by-14 beam spanning approximately 15 feet. The bottom of the pole is braced in two directions by 2-by-10 or 2-by-12 beams.

b. Existing Structural Conditions

The stone foundation wall is inaccessible: it has fill and a concrete collar around the outside and another concrete collar around the inside. The foundation appears to be in good condition since no cracks or other signs of movement were noted in the exterior wall. The concrete collar and the visible portion of the center stone wall are also in good condition.

The first, second, and third floor framing is in good condition. The attic floor framing, however, is in poor condition. There is decay in many floor planks and floor joists, and fungus is present where the joists bear on the bearing plates above the post. Several scabs have been added to strengthen the decayed joists.

The roof framing is in good condition. The portion of the roof decking that was replaced in 1976 is in good condition, but the remaining old roof decking shows signs of decay in many locations and is in only fair condition. The condition of the roof joists and decking at the peak of the roof could not be determined, since they are inaccessible at that point.

The first story stairway framing is in good condition. Since the second and third story stairway framing is inaccessible, no assessment of the existing structural condition of these stairways could be made without performing destructive investigation.

The condition of the flagpole support could not be determined since it is inaccessible.

The overall structural condition of the tower is good, except for the attic floor decking and framing and the old roof decking.

c. Load Bearing Analysis

Minimum floor and roof live loads from the 1984 BOCA Basic National Building Code will be used for comparison.

Location	Proposed Occupancy or Use	Minimum Live Load (psf)
First Floor	Retail Store	75
Second Floor	Retail Store	75
Third Floor	Light Storage	125
Attic Floor	Light Storage	125
Stairs		100
Roof		12 (Roof slope steeper than 1:1)

The floor and roof load analysis is summarized in the table below:

Floor and Roof Load Analysis
Chautauqua Tower

Location	Allowable Total Load (psf)	Existing Dead Load (psf)	Allowable Live Load (psf)
First Floor	86	9	77
Second Floor	21	9	12
Third Floor	40	14	26
Attic Floor	17	7	10
First Story Stairway	100	7	93
Roof	20	14	6

Note: Wood members were identified as southern pine by the Forest Products Laboratory, and the current allowable stresses for southern pine were used in the load bearing analysis.

The following conclusions can be made by comparing the allowable live loads with the minimum live load requirements:

(1) The first floor framing meets the minimum live load requirement.

(2) The second floor framing does not meet the minimum live load requirement. This is due to the long span of the two beams.

(3) The third floor framing does not meet the minimum live load requirement. Again, this low allowable live load is a result of the long span of the two beams.

(4) The attic floor framing does not meet the minimum live load requirement. The attic floor framing is undersized by today's design standards. Also, the poor condition of the joists has contributed to the low allowable live load.

(5) The first story stairway does not meet the minimum live load requirement.

(6) The roof framing does not meet the minimum live load requirement. The roof framing is undersized by today's design standards.

d. Recommendations

Based on the existing structural condition of the tower, the following recommendations are made:

(1) Stop the leaks around the flagpole penetration in the roof. Water leaking through the penetration has damaged the roof decking and the attic floor and framing.

(2) Replace the existing attic flooring and framing. The poor condition of the joists and the numerous scabs that have been installed make in-place strengthening unfeasible. The new floor system should be designed for the minimum live load requirement of 125 psf. This will require strengthening of the third floor framing, since the 9-by-9 post which supports the attic floor framing bears on the third floor framing.

(3) Reconstruct the flagpole support to resist wind and gravity loading.

Based on the load bearing analysis and the proposed use, the following recommendations are made:

(1) Do not place heavy items such as filing cabinets, archival material, etc. on the second or third floors without first consulting a structural engineer.

(2) At mid span of the roof joists, scab on new members to strengthen the roof framing.

(3) The first floor framing is adequate for the proposed use and no strengthening is required.

(4) The second floor framing must be strengthened to accommodate the additional load of the proposed use, or the use of the space must be limited. The beams can be strengthened in two ways: either by converting them to trussed beams or by removing the existing timber beams and installing new steel beams. The joist to beam connections must be reinforced. Limiting the use of the space can be accomplished by allowing fewer occupants on the second floor and by restricting the location and number of heavy items such as displays.

(5) The third floor framing must also be strengthened to accommodate the additional load of the proposed use, or the use of the space must be limited. The framing can be strengthened in the same manner as in item (4) above. Use of the space can be limited by restricting the location and number of heavy items, such as file cabinets and archival material.

(6) Although the first story stairway framing does not meet the minimum live load requirement, the difference between the required live load and the allowable live load is negligible. Therefore, no strengthening is required.

(7) Do not place more than 500 pounds total load at any one time on the second or third story stairways.

e. Cost Estimate

Class "C" Construction Cost Estimate
Structural Rehabilitation

Chautauqua Tower
February 1986

	Item	Quantity	Unit Cost	Amount
1.	Reconstruct Flagpole Support	LS		$4,000
2.	Repair Roof Leak at Flagpole	LS		2,500
3.	Remove Attic Floor Decking and Framing Replace with New	620 SF	$ 15	9,300
4.	Remove Third Floor Decking and Framing Replace with New	620 SF	15	9,300
5.	Remove Second Floor Decking and Framing Replace with New	620 SF	15	9,300
6.	Scab on to Roof Framing	LS		2,000
	SUBTOTAL			$36,400
	20% Contingencies			7,300
	Total (FY 86 Construction)			$43,700

B. MAINTENANCE SHOP (YELLOW BARN)

1. Architectural Data

a. Architectural Summary

The maintenance shop includes remnants of a chautauqua era building that was destroyed by fire (see photographs 1-4). These remnants are combined with later amusement park era construction. The east stone wall is the only part of the building remaining from the chautauqua era. This 96-foot long, 30-inch thick wall with its deep indentations at the windows and doors is very typical of the Glen Echo chautauqua buildings. A comparison of photographs 1-4 with the maintenance shop today shows that the original building was longer, had a steeper roof with dormers on the east and west sides, had a bay window where the large sliding door (door 109) is, and had no shingles or german siding on the east elevation.

The fire and subsequent rebuilding took place in 1914. The "new" construction is wood frame. At the south end of the maintenance shop, attached to the chautauqua tower, is a two-story section reminiscent of shingle style architecture with its wood shingles, porches, and double-hung windows with multi-pane sashes over single-pane sashes. This section of the building has a somewhat residential appearance. In contrast, to the north, is a one-story section combining the old stone wall with vertical wood siding. This section has larger doors and larger windows with larger panes. It looks less residential.

b. Historical Use/Appearance

From the description of the chautauqua buildings in the historical data section (page III-34), the "old" maintenance shop originally housed stores:

> To the left of it [the amphitheater] rise the gate towers, tall and stately; the deep tones of the bells from the belfry detonate musical upon the still air; the long sheltering range

> of store buildings, with intricacy of gothic roof and cooling shadow of porch and portico, reposes restful and inviting.

In 1914 after the fire and the construction of the "new" building, part of the maintenance shop, along with the second and third stories of the adjacent chautauqua tower, served as the residence of the park superintendent and his family (see history data, page III-82). The small room sizes as well as the general residential quality of both the exterior and the interior suggest that the second floor at the south end was the portion of the maintenance shop used as a residence. A door connected this area with the second floor of the tower. This use lasted until 1926. From 1914 until 1968, when the park closed, a portion of the building was used as the park maintenance shop. The first floor, which includes larger spaces and an eleven-foot-wide door, was probably used for this purpose.

Photograph 6 shows part of the west elevation of the "new" maintenance shop shortly after it was constructed; photographs 7-10 show parts of the east and west elevations of the maintenance shop as it appeared later during the amusement park era. These photographs indicate that this building originally looked similar to the way it looks today. A few exceptions, however, can be noted. In 1919, according to the photographs, the following conditions existed:

- Screens enclosed the second level porch on the west elevation.
- There appears to have been at least one eyebrow-shaped vent on the west side of the roof.
- Vertical siding enclosed the base of the stoop outside door 101.
- A gutter extended completely across the second level roof on the west elevation with a downspout at the northwest corner.
- There was no chimney on the roof.
- There was another large window between window 103 and door 101.
- The roof appeared to be covered with roll roofing rather than the asphalt shingles there now.

- On the southwest corner there was an open porch with an entrance to the building. This door probably provided direct access to the stairs and second floor residence.

Unfortunately, early 1900s photographs do not exist for all elevations of the building, leaving some questions unanswered. For example, the appearance of the north elevation and the north end of the west elevation during the amusement park era is not known. In addition, behind the frame wall which contains window 118 is a continuation of the chautauqua era stone wall. It is not known whether room 103 is a later addition or was originally part of the maintenance shop.

c. Existing Conditions/Use

The maintenance shop now houses a wood working studio at the southern end of the building, (rooms 101-104); a locker room and storage area near the center, (rooms 105-107); and a pottery studio at the north end, (room 108). The second floor (rooms 201-204) is used for storage by the wood working cooperators. The doors connecting the maintenance shop with the chautauqua tower (doors 102 and 204) are boarded.

Both the interior and exterior of the building have suffered from neglect and need repair. In addition, many of the windows have been boarded or blocked by vents. The cooperators now using this building have entered into a seven-year agreement with the Park Service. They are making certain repairs to the building in exchange for the use of the inside spaces. This work includes structural repairs and repairs to the windows, interior and exterior finishes, wiring, and gutters and downspouts. They will also create a fire exit from the second floor of the tower by enclosing the existing stairs and reactivating the doorway at the southwest corner of the maintenance shop.

d. Recommendations

(1) Repair and/or replace the damaged or missing doors and windows to match existing ones.

(2) Locate any necessary vents or chimneys in less obtrusive locations. If possible, replace the necessary existing vents with restored eyebrow-shaped vents.
(3) Remove the window air conditioning unit.
(4) Repair the exterior finishes: vertical siding, shingles, german siding, trim, and porch ceilings.
(5) Install a new roof using black asphalt shingles or roll roofing.
(6) Replace the existing gutters and downspouts on the west elevation to match those in the 1919 photograph.
(7) The brick chimney is not original and may be removed.

2. Structural Data

a. Structural Description

The maintenance shop is a wood-framed structure, except for the east wall which is stone. The first story is 35 feet by 72 feet with an 18-foot by 24-foot extension at the north end. The second story is 35 feet by 24 feet and is located at the south end of the building.

The first floor framing under the pottery studio (northern extension) consists of 2-by-8s at 24 inches on center, spanning 16 feet. The first floor framing under the remaining structure is 2-by-10s at 18 inches on center with a maximum span of 16 feet.

The second story is framed with 2-by-8s at 24 inches on center, spanning 12 feet. These are supported by built-up 2-by-8 and 2-by-10 beams, which are supported by 4-by-6 and 6-by-6 wood columns.

The roof over the pottery studio is framed with 2-by-6 purlins 24 inches on center, spanning 12 feet. The truss spans 16 feet to the exterior walls. The roof over the locker room, storage area, and the north end of the wood working shop is framed with 2-by-6 purlins at 24 inches on center, spanning 12 feet to trusses. The trusses span 32 feet to the exterior walls. The roof over the second story is framed with 2-by-6 rafters at 24 inches on center. The rafters span 16 feet to the ridge line.

b. Existing Structural Conditions

Although not entirely accessible, the first floor seems to be in good condition, since no settlement of the floor was noted. One problem with the first floor framing is the lack of clearance between the joists and ground. In some places, especially towards the eastern side of the structure, the joists rest directly on the ground. This is a violation of current building codes and could lead to the decay of these members.

The second story framing is in fair condition. The stairway that leads to the second floor has rotted treads and is not adequately supported. There are rotted floor boards throughout the second floor, including the porches. The western half of the second floor framing was recently reconstructed and is in good condition. The eastern half is original construction. Joists that support the eastern portion are notched at bearing points and, thus, their carrying capacity is greatly reduced. Horizontal splits occur at many of these notches.

The roof framing over the second story is in poor condition. An approximate 6-inch sag exists in the ridge line, and the west exterior wall has bowed out, resulting in a 4-inch separation between the interior partition wall and the exterior wall. The sag of the roof and bowing of the exterior wall are caused by the fact that there are no ties to resist the horizontal thrust loads. The structure has been temporarily stabilized by the addition of a 1/2-inch cable that has been added near the plate lines to tie the exterior walls together. This cable, however, should not be considered a permanent solution. Mid-span support exists under some of the rafters. However, these supports are not effective, as they lack the required stiffness. In addition, the rafters have been deeply notched at these supports which reduces their load capacity.

The roof framing over the pottery studio is in good condition. Although the remaining roof framing over the locker room, storage area, and the north end of the wood working shop is also in good condition, the truss connections are undersized. The connections between the top and bottom truss chords and the bottom chord splice are made using 1/2-inch

diameter bolts. These connections are not adequate to carry the design loads and, therefore, reduce the truss capacity.

Another concern in this building is the condition of the stone wall. A large sycamore tree has grown in the base of the wall near its northern end. The tree has been removed, but its trunk remains. The growth of the tree has caused the stone wall to lean west, and the portion of the wall adjacent to the pottery studio (24 lineal feet) is now out of plumb approximately 11 inches. The movement of the stone wall has pushed the opposite wood-framed wall out of plumb by a similar distance. South of the pottery studio, the wall is less out of plumb (approximately 5 inches). Future decay of the tree trunk will contribute to the deterioration of the stone wall. The stone lintels over the windows of the pottery studio are of immediate concern. These are badly cracked and in danger of collapse.

As mentioned above, the tenants of the maintenance shop, Henry Barrow and Jeffry Kirk, have agreed to make certain repairs to the building. In a letter dated July 9, 1982, Barrow and Kirk submitted a proposal to George Washington Memorial Parkway Superintendent John Byrne outlining the rehabilitation work they would complete. Included in phase one of the proposal were structural items that involved (1) removing wall bracing and framing members from the pottery studio to allow it to settle back to its original position and (2) reframing the western half of the second floor structure.

Details of the work done under item (1) are not known, but evidentally involved removing loft framing and wall bracing members in hopes the building would settle to its original position. Conditions of the pottery studio prior to this work are not known. Presently, however, both east and west walls lean severely as previously described and will require reconstruction to ensure stability. Item (2) involved reframing the western half of the second floor. This work is completed and appears to be good. It should be noted that the design load for the reframing was 50 pounds per square foot. This design load limits the use of the second floor to very light storage. Heavy storage (stacked lumber, for example) or public use of this space will exceed the design capacity.

c. Load Bearing Analysis

Minimum floor and roof live loads from the 1984 BOCA Basic National Building Code will be used for comparison.

Location	Occupancy or Use	Minimum Live Load (psf)
First Floor	Light Manufacturing	100
Second Floor	Light Storage	125
Roof	----	20

The floor and roof load analysis is summarized below:

Floor and Roof Load Analysis
Maintenance Shop

Location	Allowable Total Load (psf)	Existing Dead Load (psf)	Allowable Live Load (psf)	Remarks
First Floor				
Main Building	74	6	68	Based on joists. Center beam size is unknown.
North Extension (Pottery Studio)	38	6	32	
Second Floor				
East Half	19	8	11	Limited by Notched Joists
West Half	50	8	42	
Roof				
North Extension (Pottery Studio)	36	10	26	
Woodworking and Locker Storage Area	14	10	4	Limited by Truss Joints
Second Story	13	8	5	

Note: Wood members were identified as southern pine by the Forest Products Laboratory, and the current allowable stresses for southern pine were used in the load bearing analysis.

The following conclusions can be made by comparing the allowable live loads with the minimum live load requirements:

(1) The first floor allowable live load does not meet the minimum live load requirement in either the northern extension (pottery studio) or the remainder of the building.

(2) The second story allowable live load does not meet minimum requirements.

(3) The roof over the pottery studio meets the minimum live load requirement. However, the roof over the remaining structure does not meet the minimum live load requirements.

d. Recommendations

Based on the existing structural conditions and load analysis of the maintenance shop, the following recommendations are made:

(1) Future replacement of any of the first floor framing should be with pressure-treated wood.

(2) Joist hangers should be provided for the existing second floor joists that have been notched at bearing locations. Adding the joist hangers will increase the allowable live load to 50 psf.

(3) The roof over the second story should be removed and replaced. The existing roof does not meet minimum load requirements and has many other deficiencies. Removal of the existing roof will allow the exterior wall to be straightened, and the new roof can be strengthened to carry horizontal and vertical loads.

(4) The joints of the roof trusses over the locker room, storage area and wood working shop should be strengthened to carry the minimum live loads. This will require adding new steel gusset/splice plates to the deficient joints.

(5) The stone wall should be temporarily braced to prevent a collapse of the lintels and further damage to this portion of the structure. A permanent solution will require the dismantling and rebuilding of 24 lineal feet of the stone wall. The wood-framed west wall of the pottery studio can be straightened when the stone wall is rebuilt.

(6) Although the pottery studio (northern extension) floor load capacity is less than that required by the current building code, the current use of this space will not overstress the existing structural capacity. Strengthening of this floor is not necessary as long as this use is continued. Consideration should be given, however, to strengthening this floor system when the east stone wall is rebuilt. At that time, a more thorough inspection will be possible, and floor reconstruction will be a relatively minor addition to the wall reconstruction project.

(7) The main building's first and second floor load capacity is less than that required by current building code. However, the present use will not exceed the existing capacity. Strengthening of these floor areas is not required (except for item 2 above) as long as the present use is maintained. Materials and heavy equipment should be stored so that the existing floor capacity is not exceeded. Consideration should be given to strengthening these floor areas during any future reconstruction.

e. Cost Estimate

Class "C" Construction Cost Estimate
Structural Rehabilitation

Yellow Barn
February 1986

	Item	Quantity	Unit Cost	Amount
1.	Repair Second Floor and Stairway	LS		$ 6,000
2.	Remove and Replace Second Story Roof	840 SF	$15	12,600
3.	Strengthen Truss Joints	12 EA	250	3,000
4.	Rebuild Stone Wall and Strengthen South Wall	LS		20,000
	SUBTOTAL			$41,600
	20% Contingencies			8,400
Total (FY 86 Construction)				$50,000

C. CAROUSEL

1. ARCHITECTURAL DATA

a. Architectural Summary

The carousel is a one-story, twelve-sided building with a large, segmented domed roof, designed and constructed in 1921 by Frank M. Finlon, the park superintendent. The building's shingle style, typical of early amusement park development, is identified by the building's wood shingles, rough-finished masonry at the base of its piers, horizontal bands of small-paned windows, prominent roof, and general horizontal emphasis.

b. Historical Use/Appearance

This building was built to house a Dentzel carousel and a Wurlitzer band organ. Photographs 20-26 show views of the carousel building during the amusement park era. Photograph 19 shows the Dentzel carousel when it was installed in 1922, and photograph 27 shows the Wurlitzer band organ sometime during the amusement park era. These photographs show that the carousel's appearance today is very similar to its appearance during the early days of the amusement park era. Each of the twelve sides of the building is separated from the next by a stone and brick pier, and each side except one contains a large double bifold door, each panel of which has nine lights. Around the top half of these doors are five fixed glass windows, each with eight lights. Across the exterior side of each of the doors, except for the main entrance, is a railing to provide crowd control when the doors are open. At the twelfth side is a shingle-covered projection built to house the organ. A very wide overhang protects all twelve sides. Three clerestory windows (two fixed and one operable) on each of the twelve sides provide light and ventilation from above. These windows also have an overhang, although a narrower one. The exterior of the building between the windows, doors, and piers is covered with painted wood shingles. The prominent bell-shaped roof is covered with roll roofing which is painted in a multi-colored design.

While the carousel building looks very similar to the way it did during the amusement park era, a couple of changes can be identified:

- The two light fixtures that were attached to the wood framing under the overhang and next to each pier have been moved higher and replaced with one light (compare the elevations on sheet C2 of the drawings with photograph 22).

- The curved railings that once spanned ten of the eleven large doorways have been replaced by straight wood and wire mesh fences. The curved railings provided space for benches to be kept inside each of these railings, even when the doors were closed (see photographs 25-27). These curved railings were probably similar to the painted wood railing that is now in front of the organ.

The interior now contains one large open space with the Dentzel carousel in the center and a small alcove where the Wurlitzer organ is located. All of the wood framing is exposed and painted. The stone and brick piers are also visible, but are left unpainted. There is a tongue and groove wood floor which is unfinished except for a two-foot painted strip around the perimeter of the carousel ride platform.

From studying photograph 19 taken in 1922, it is evident that the interior appearance is also very similar to the original appearance. A few changes are noticeable:

- The treatment around the organ has changed: it appears that there was lattice around the organ in 1922. Lights were added in 1923 (see history data, page III-96).

- There was more detail in the original painting of the carousel. Recent restoration work has revealed that some--and perhaps all--of the original art work on the carousel still exists under subsequent layers of paint. One animal and, on the drum, one landscape scene bordered by a marbleized pilaster have been restored to their original appearance.

- Originally none of the floor was painted. The two-foot wide painted strip around the carousel platform was added, however, sometime during the amusement park era, since it is visible in photograph 27 taken in the 1950s.

c. Existing Conditions/Use

The carousel houses the only remaining amusement park ride. The Dentzel carousel and Wurlitzer band organ have been preserved over the years and still operate on Wednesday, Saturday, and Sunday from May through September each year. The National Register nomination form provides an inventory of the animals and circus chariots on the carousel:

> It contains 52 carved wooden animals in 3 concentric rings around the stage and 2 decorated circus chariots with fixed wheels, each having two seats. The animals include 39 horses, 4 ostriches, 4 rabbits, and a single deer, tiger, giraffe, and lion, all bearing fanciful saddles with colorful saddle blankets and harnesses.

Photographs 28-45 show the animals and circus chariots on the outer ring; photographs 46-63 show those in the middle ring; and photographs 64-81 show those in the inner ring. In many areas paint is coming off the animals, revealing other layers of paint or, in some cases, bare wood.

As mentioned above, layers of paint have been removed from one animal on the carousel revealing the original paint. To prevent damage to the original paint, this animal is not used. The removal of the top layers of paint on one panel of the carousel drum has revealed a landscape scene bordered by a marbleized pilaster (see photograph 82). It is anticipated that similar artwork is concealed under the layers of paint on the other sections of the drum. Another layer of decorative paint can be seen through an old thin top layer of paint on the carousel's barrel ceiling.

The building is in very good condition. Although some of the shingles on the exterior of room 103, the organ alcove, need to be replaced, most

of the architectural details and finishes have not deteriorated. By the 1950s, the second floor windows had been boarded and a new light colored asphalt shingle roof had been added. The Park Service has brought back the earlier appearance of the building by restoring the windows and replacing the roof with one that matches the roof visible in photograph 23 taken in 1938.

d. Recommendations

(1) Rosa Patton Ragan, an artist specializing in the conservation of carousels and carousel pieces, did the restoration work on the animal, scenic panel, and pilaster. She has prepared a report, "The Conservation of Three Carousel Pieces" (January-May 1983) in which she documents the procedures she used. Any additional restoration work which is done on the carousel should use her report as a guide. It is not recommended, however, that additional areas of original paint be left exposed. Instead, it is suggested that small patches of the upper layers of paint be removed to reveal the original colors below. These original color samples could then be used to repaint the animals. Using this technique, the animals could be restored to their original (or close to original) appearance, yet continue to be used without destroying the original paint.

(2) Repair the damaged shingles.

(3) Replace the existing wood and wire mesh railings with curved wood railings and benches. However, limit the number of benches. Lining benches around the entire perimeter of the carousel would probably encourage more people to be inside the carousel at one time. This additional load on the floor could cause the floor's allowable live load to be exceeded (see the structural data, pages IV-27 and IV-28).

2. Structural Data

a. Structural Description

The exterior face to face dimension of the carousel is approximately 74 feet, and the center height is approximately 35 feet. The structural system of this twelve-sided building consists of a wood-framed floor and a wood-framed roof that is supported by 12 exterior masonry piers. A three-foot crawl space exists under the floor.

The floor is framed in 12 segments with a radial pattern of wood joists. Joist sizes are 2-by-8s and 2-by-10s with spans varying from 6 to 10 feet. The joists are supported on a concrete block wall along the perimeter of the building and by wood beams and posts under the enclosed area.

The roof is a wood-framed segmented dome. Twelve arch-shaped rib beams (built up from six 2-by-6s laid flat) extend from the crown to the masonry piers. Purlins (2-by-8s), at 20 to 22 inches on center, span the rib beams. Spans of the purlins vary from 1 foot near the crown to 22 feet at the building's perimeter. Radial nailers (2-by-3s laid flat) span over the purlins. A 4-by-10-inch wood tension ring is located at the top of the masonry piers. The piers are stone to a height of 5 feet, 3 inches above the floor and then are capped with 22-inch square brick construction 5 feet, 5 inches high.

b. Existing Structural Conditions

The floor framing is in good condition. Inspection of the masonry support piers and the exterior block foundation wall from within the crawl space showed these features were in good condition. Floor joists, beams, and support posts are in good condition with no decay observed. Some of the beams are notched over the existing support posts and, in some instances, horizontal cracks have originated from the notches. The sill plate, located on top of the exterior block wall, is not pressure-treated. This could lead to the premature rotting of this member. Much

debris (old lumber, concrete, leaves, etc.) exists in the crawl space. This debris provides a habitat for insects and fungi; it also reduces air circulation which could result in the premature decay of the floor support system.

The roof framing and support piers are in good condition. Recently, one of the exterior fascia beams had to be replaced because it had rotted. Others show minor decay and will eventually require replacement.

Generally, the carousel building is in good structural condition.

c. Load Bearing Analysis

Minimum floor and roof live loads from the 1984 BOCA Basic National Building Code will be used for comparison.

Location	Occupancy or Use	Minimum Live Load (psf)
Floor	Amusement Structure	100*
Roof	----	12

*Amusement structures are not specified by BOCA. The 100 psf live load is from ANSI A58.1, 1982.

The floor and roof load analysis is summarized below:

Floor and Roof Load Analysis
Carousel Building

Location	Allowable Total Load (psf)	Existing Dead Load (psf)	Allowable Live Load (psf)	Remarks
Floor	62	6	56	Assumes full depth beams over posts
Roof	18	6	12	

Note: Wood members were identified as southern pine by the Forest Products Laboratory, and the current allowable stresses for southern pine were used in the load bearing analysis.

The following conclusions can be made by comparing the allowable live loads with the minimum live load requirements:

(1) The allowable floor live load of 56 psf does not meet today's minimum standards for amusement structures. However, based on past performance and the way the facility is used, the floor's allowable live load of 56 psf is considered adequate. Since the number of people permitted on the floor at one time is controlled, it is unlikely the allowable live load will be exceeded.

(2) The roof meets the minimum live load requirement.

d. Recommendations

Based on the existing structural conditions of the carousel, the following recommendations are made:

(1) The crawl space should be cleaned of all debris. Removing the debris will allow better air circulation and will help preserve the existing floor framing system.

(2) Floor beams should be strengthened where notching has occurred.

(3) Pressure-treated wood should be used for future replacement of sill plates.

Based on the load bearing analysis and the proposed use of the building the following recommendation is made:

(1) Continue to operate the carousel so that actual floor live load is kept below the allowable capacity of 56 psf. This capacity will not be exceeded if two people per "horse" is allowed. People waiting to ride the carousel should be kept outside the building until the interior of the building is vacated.

D. BUMPER CAR PAVILION

1. Architectural Data

a. Architectural Summary

The bumper car pavilion is a one-story pavilion designed by Lusse Brothers of Philadelphia and built in 1923. Like the carousel, the bumper car pavilion is a shingle-style structure which is typical of early amusement park architecture. It is covered with wood shingles, has prominent convex roof forms with broad gable ends, and has an overall horizontal emphasis, all characteristic of this style.

b. Historical Use/Appearance

Originally this open pavilion housed 25 two-passenger Skooter cars which operated by electricity on a steel floor (see photograph 83 and history data, pages III-96, III-98, and III-99). The building as it exists now provides good information on its original appearance. It is a rectangular open pavilion with a convex roof and three gable ends. Around the perimeter are wood columns spaced twelve feet apart. The limited wall surfaces on the north, south, and west elevations are covered with painted wood shingles. On the interior, steel plates are screwed to diagonal tongue and groove wood flooring. While this description of the building as it exists now probably resembles its original appearance, there is evidence of changes:

- The canvas mural on the north gable is not original. Originally this gable, like the north and south gables, was covered with lattice (compare photographs 85 and 92). Over the years, the cars used for this ride changed several times (compare photographs 83, 84, 87, 88, and 90). The cars shown in the mural represent one-passenger models, and not the original two-passenger cars.

- The north gable originally had a large overhang with details and lights similar to those now found on the west and south gables (see photographs 85, 89, and 93).

- Originally there was a large overhang on the east side supported by wood outriggers and braces. A similar overhang was on the west side below the gable. On the west side, the overhang was outlined in lights. Some of the wood outriggers still exist (see photographs 85 and 94).

- Sections of railing on the north and south sides are now missing. There were originally no openings in these railings (see photographs 83, 84, and 89).

- The same type of railing that is now on the north and south sides was also on most of the east side; above this railing was painted wood lattice (see photograph 84).

- At least some of the wood columns were originally covered with shingles, a common feature of shingle style architecture. From the photographs, it appears that only the north, south, and west sides of the columns on the front, or west, elevation were covered (see photographs 83-85).

- On the west elevation there originally was a low extension, probably providing a place for people to line up and wait for their turn on the ride. The wood and shingle railing that delineated this extension was similar to that now on the west elevation (see photographs 85 and 91).

- On top of the west gable was a large wooden sign which was outlined in lights and had large letters identifying The Skooter (see photograph 85).

- The roof visible in photograph 85 appears to be smooth, suggesting that the building was once covered with roll roofing rather than shingles.

- The 1934 insurance map (see history data, page III-204) shows a small projection along the south end of the east wall of the bumper car pavilion. A door now exists at this location. The siding adjacent to this door is vertical siding covering the whole wall unlike the horizontal siding and plywood further north. Thus, it is probable that there was a storage or mechanical room at this corner of the building. The south elevation of this room is visible in photograph 89.

- No gutters or downspouts were originally on the west elevation (see photograph 85).

- The square-shaped decoration on the north and south lattice-covered gables is not original. Note that it is not visible in photograph 89.

Since there are no 1920s photographs of the east side of the building, it is not known whether or not the area just below the roof line was covered with wood shingles--as was the case on the other sides--or whether this area was covered with the vertical siding that is there now. It was typical of the buildings at Glen Echo to have a back, not-for-show, side which looked different than the other sides. The bumper car pavilion has gables on the north, south, and west elevations, but none on the rear, or east, elevation. Similarly, this side probably did not have any of the wood shingles found on the other elevations.

Inside the pavilion, about 3 1/2 feet from the south end, there is evidence in the floor of cut posts. There may have been another railing here; perhaps this railing defined an exit route or the operator's space. The interior photographs of the pavilion do not show this end.

In 1931 the Dodgem featuring front wheel drive cars was recorded as a popular innovation (see history data, page III-102). The painted mural on the front elevation shows Dodgem cars and, thus, was probably added with these new cars. Shortly thereafter, however, the whole

bumper car pavilion was covered with a "new" art deco style facade, making the pavilion more compatible with some of the "new" buildings being constructed at the park at that time (see photograph 86). "New streamlined Dodgem cars" were introduced in 1938; this may be when the new facade was added (see history data, page III-114). This facade remained on the building until after the amusement park closed and the Park Service removed it, revealing the remains of the original facade underneath.

c. Existing Conditions/Use

Today the bumper car pavilion provides shelter for the various classes, performances, and festivals that take place at the park. A portable stage is kept along the east wall.

After the park removed the art deco facade, revealing the remains of the original facade, extensive repair work was done. All or nearly all of the shingles and lattice were replaced, matching the original. The canvas mural was touched up, and a new roof was put on the building. Gutters and downspouts were added to the east and west elevations, and the openings in the east wall were covered with plywood. Some structural repairs were also made: a new concrete footing was added at the south end, trusses were repaired, and wire ropes were added at several locations for lateral bracing. However, during the time since these repairs were made, the building has again deteriorated: the lattice, the canvas mural, and the siding on the east elevation are all in need of repair. Also, some of the steel plates that cover the wooden floor have warped, creating an uneven surface and a safety hazard.

d. Recommendations

(1) Repair and preserve the canvas mural or replace it with lattice. All new lattice should match that found on the north and south gables.
(2) Replace the missing lattice on the north and south gables; remove the square-shaped decorations.

(3) Restore the missing sections of railing on the north, south, and east elevations.

(4) On the east elevation, replace the plywood with lattice and replace the horizontal wood siding with five sections of railing. The railing should match that found on the north and south elevations.

(5) On the east elevation, repair the vertical wood siding and door, or replace the siding and door with lattice and two sections of railing. The railing should match that found on the north and south elevations.

(6) On the east and west elevations, restore the overhangs, outriggers, and braces. Restore the lights under the west overhang.

(7) Restore the north gable overhang and details to match the south gable.

(8) Repair the south and west gable details, including the lights.

(9) Make the gutters and downspouts as unobtrusive as possible. Relocate the downspouts next to the columns.

(10) Add wood shingles to the north, south, and west sides of the columns on the front, or west, elevation.

(11) Do not reconstruct the low extension and The Skooter sign that at one time were on the west elevation.

(12) Remove the nonhistoric lights.

(13) Install steel flat bars over the seams of the warped steel plates.

(14) It would be desirable to remove the nonhistoric wire ropes. Alternate methods of lateral support have been investigated, and alternatives are presented on pages IV-37 to IV-40. These alternative solutions, however, involve the removal of historic fabric as well as the introduction of additional nonhistoric features, and, therefore, are not recommended.

2. Structural Data

a. Structural Description

The bumper car pavilion is approximately 48 feet wide by 96 feet long. Its structural system consists of a concrete foundation and a wood-framed floor and roof.

The foundation system consists of concrete piers which support the wood columns and floor beams. A reinforced concrete grade beam was added on the south side of the building in the late 1970s.

The floor framing consists of 3-by-8 joists 16 inches on center, spanning 12 feet. The joists are notched and bear on 12-by-6 floor beams. The floor beams span 8 feet.

The roof framing consists of 2-by-6 purlins 24 inches on center. The purlins span 12 feet and bear on wood trusses. These trusses are supported by wood columns which are the only wall framing.

Lateral loads are resisted by a steel cable system which was installed in the late 1970s. The locations of the cables are shown on drawings B4 and B5.

b. Existing Structural Conditions

Generally, the foundation is in good condition. A problem exists, however, with the concrete piers on the east side of the building. These piers do not extend very far below grade and are displaced slightly. Also, two piers on this side of the building are cracked.

Due to the limited clearance in the crawl space, only minimal inspection of the floor framing was possible. Although the framing appears to be in good condition, some members are susceptible to decay because of the closeness to grade. Flooring along the east side of the building is unsupported at the edge of the building.

The roof framing is in good condition.

Generally, the columns are in good condition. Two columns on the south side of the building are decayed at their bases.

The steel cable system is in good condition, although some cables are loose. Plumbness measurements of the columns were taken and compared to the measurements taken in 1979. It appears that the cables have corrected the plumbness of some columns, and made it worse in others (see sheet B4 of the drawings).

Overall, the bumper car pavilion is in good structural condition.

c. Load Bearing Analysis

Minimum floor and roof live loads from the 1984 BOCA Basic National Building Code will be used for comparison.

Location	Proposed Use or Occupancy	Minimum Live Load (psf)
Floor	Public Assembly	100
Roof		16

The floor and roof load analysis is summarized in the table below.

Floor and Roof Load Analysis
Bumper Car Pavilion

Location	Allowable Total Load (psf)	Existing Dead Load (psf)	Allowable Live Load (psf)
Floor	80	17	63
Roof	8	8	0

Note: Wood members were identified as southern pine by the Forest Products Laboratory, and the current allowable stresses for southern pine were used in the load bearing analysis.

The following conclusions can be made by comparing the allowable live loads with the minimum live load requirements:

(1) The floor framing does not meet the minimum live load requirement. While the floor joists are adequate by today's design standards, the floor beams are not.

(2) The roof framing does not meet the minimum live load requirement. The roof truss top chord members are inadequate by today's design standards under combined bending and axial compression.

d. Recommendations

Based on the existing structural condition of the bumper car pavilion, the following recommendations are made:

(1) Repair the cracked piers on the east side of the building by grouting.

(2) Construct a foundation wall to support the flooring on the east side of the building.

(3) Repair the decayed column bases by epoxy consolidation.

(4) Tighten the turnbuckles on the steel cable system. The turnbuckles will require periodic retightening.

Based on the load bearing analysis, the following recommendations are made:

(1) Based on the past performance of the floor and the assumption that the use of the building will not change, the allowable live load of 60 psf is considered adequate. Therefore, no strengthening is required.

(2) The roof trusses need to be strengthened, which can be accomplished by installing a steel plate in the space between the double top chord members in each truss. This strengthening also requires diagonal braces on each side of the horizontal top chord member. These braces can be attached to the purlins.

Based on an analysis of the existing steel cable system, the following recommendations are made:

(1) The steel cable system appears to have helped the inadequate lateral stability of the building. However, more cables are required so that the system can function for the entire structure. The alternative A cost estimate (see page IV-41) includes the cost of adding more cables.

(2) If the existing steel cable system is removed, a new lateral force resisting system would be required. This system would have to provide stability both transversely and longitudinally. In the transverse direction, knee braces could be installed to stiffen the truss-column joint (see Figure 1). New footings would be required, and the existing wood columns would have to be replaced with steel columns. The new steel columns could be boxed in to replicate the wood columns. In addition, the bottom chord of each truss would have to be strengthened by installing a steel plate in the space between the double bottom chord members. Longitudinally, installing a plywood shear wall (see Figure 2) or a longitudinal beam and knee braces (see Figure 3) on the interior of the drop-wall would provide rigidity.

The alternative B (see page IV-41) and alternative C (see page IV-42) cost estimates include the costs of replacing the existing cable system with a new lateral force resisting system. Alternative B includes installing a plywood shear wall for longitudinal stability, while alternative C includes installing a longitudinal beam and knee braces instead.

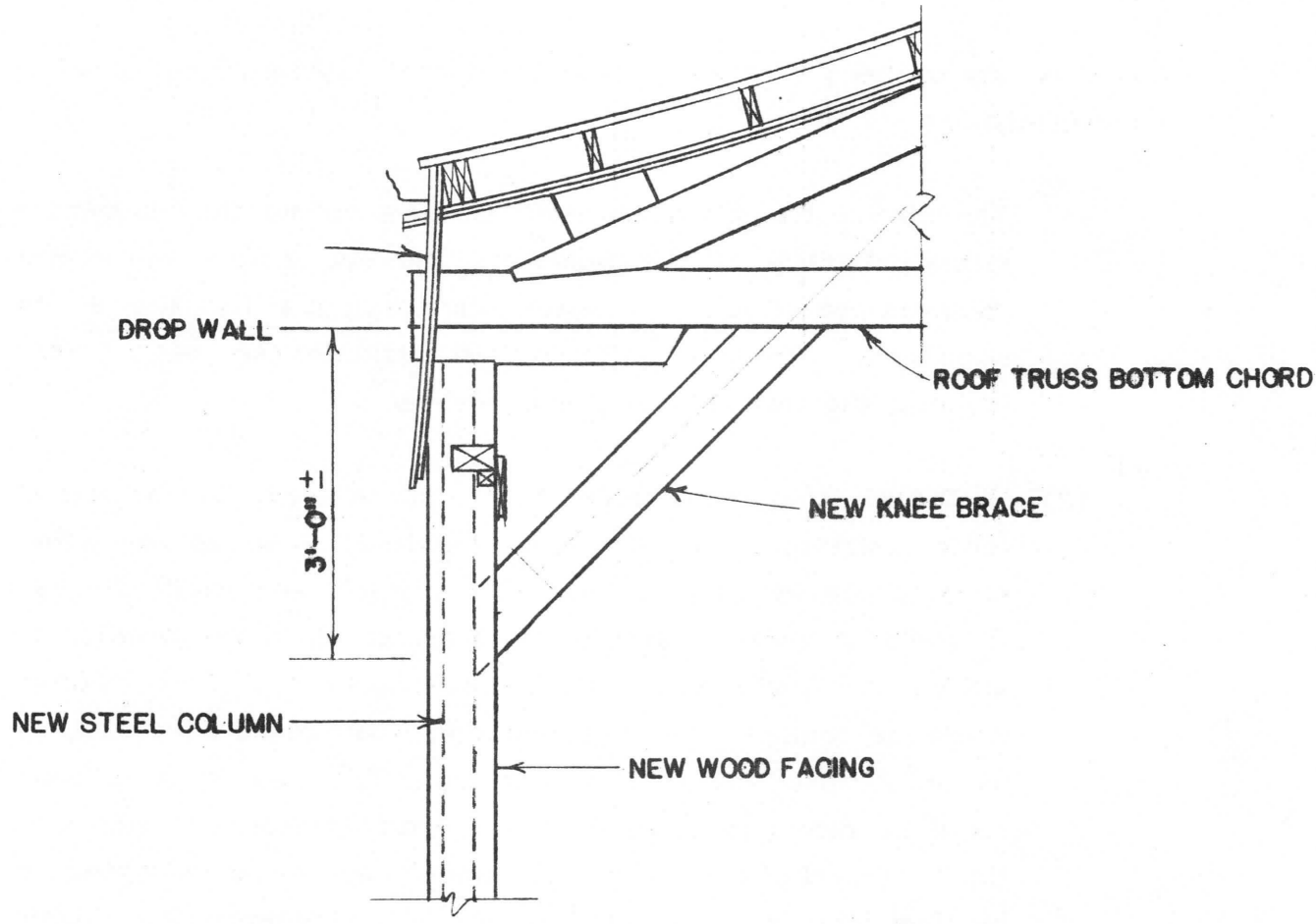

FIGURE 1: COLUMN KNEE BRACE

SCALE: 1/2" = 1'-0"

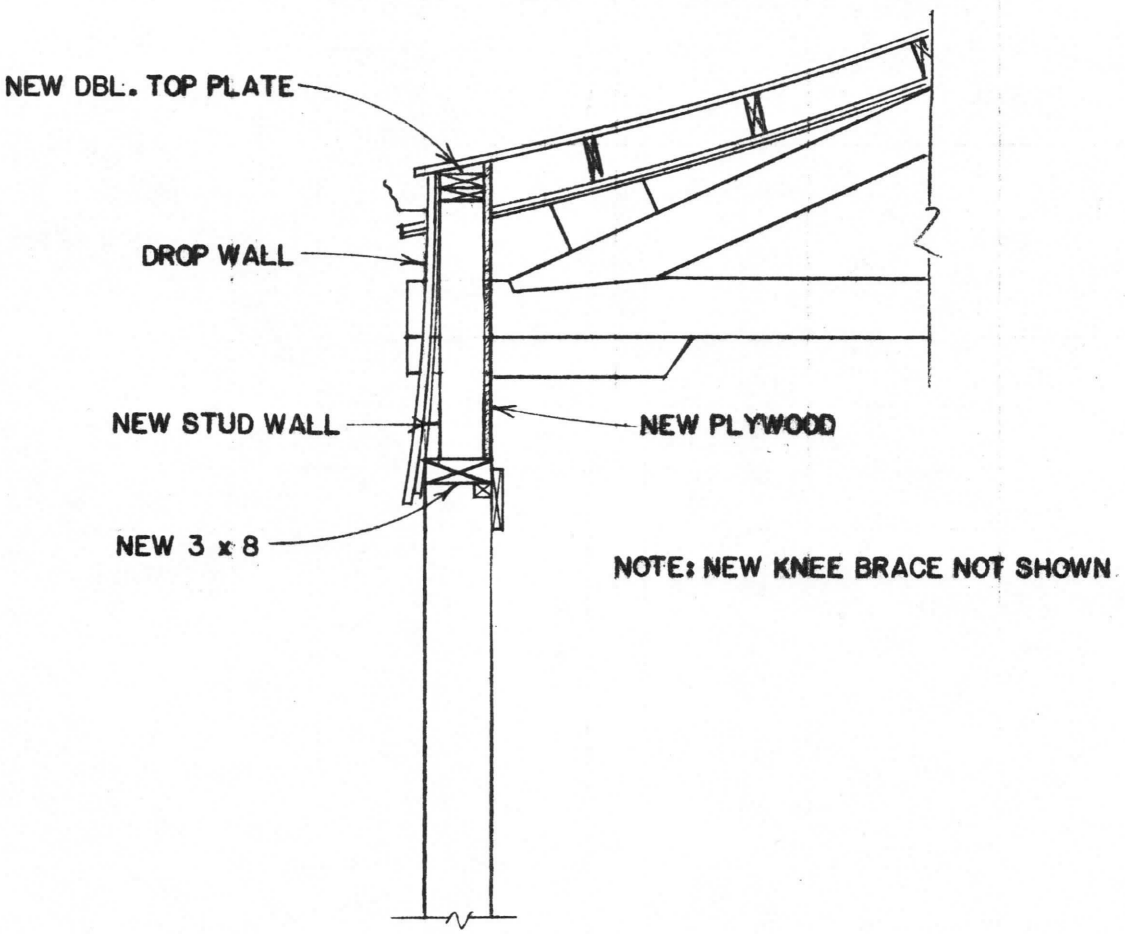

FIGURE 2: SHEAR WALL

SCALE : 1/2" = 1'-0"

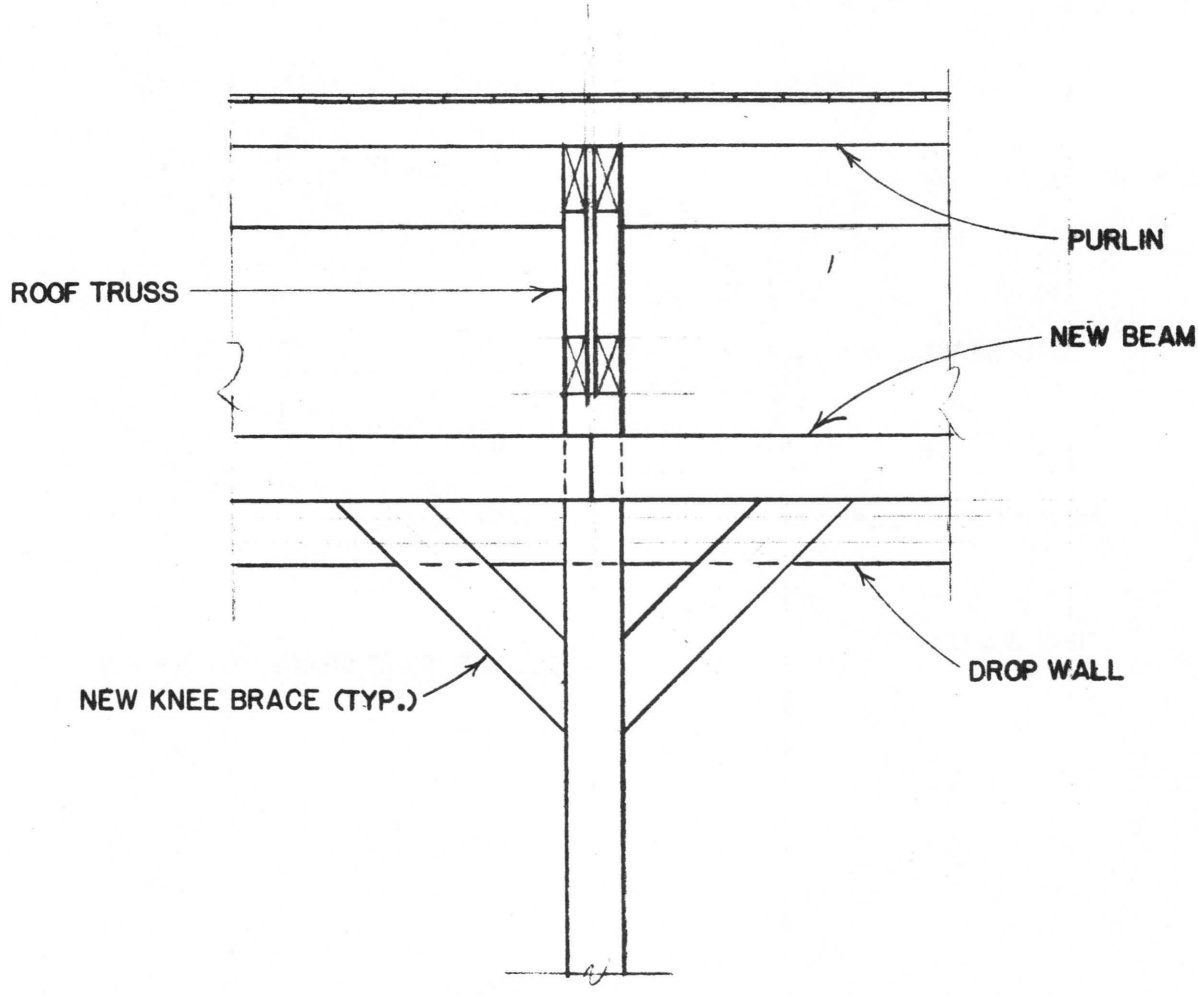

FIGURE 3: LONGITUDINAL KNEE BRACE

SCALE: 1/2" = 1'-0"

e. Cost Estimates

Class "C" Construction Cost Estimate
Structural Rehabilitation

Bumper Car Pavilion
Alternative A
July 1986

	Item	Quantity	Unit Cost	Amount
1.	Install Steel Plate in Roof Truss Top Chord	11,000 LBS	$4	$44,000
2.	Install Diagonal Braces	LS		4,000
3.	Install Additional Roof Cables	600 LF	4	2,400
4.	Install Additional Wall Cables	200 LF	4	800
	SUBTOTAL			$51,200
	10% Contingencies			10,300
	Total (FY 86 Construction)			$61,500

Bumper Car Pavilion
Alternative B
July 1986

	Item	Quantity	Unit Cost	Amount
1.	Install Steel Plates in Roof Truss Top Chord	11,000 LBS	$ 4	$44,000
2.	Install Steel Plates in Roof Truss Bottom Chord	11,000 LBS	4	44,000
3.	Install Diagonal Braces	LS		4,000
4.	Remove Columns and Footings	24 EA	150	3,600
5.	Install New Footings	10 CY	400	4,000
6.	Install New Steel Columns	24 EA	350	8,400
7.	Install Transverse Knee Braces	30 EA	100	3,000
8.	Install Shear Wall	1,200 SF	4	4,800
	SUBTOTAL			$115,800
	20% Contingencies			23,200
	Total (FY 86 Construction)			$139,000

Bumper Car Pavilion
Alternative C
July 1986

	Item	Quantity	Unit Cost	Amount
1.	Install Steel Plates in Roof Truss Top Chord	11,000 LBS	$ 4	$44,000
2.	Install Steel Plates in Roof Truss Bottom Chord	11,000 LBS	4	44,000
3.	Install Diagonal Braces	LS		4,000
4.	Remove Columns and Footings	24 EA	150	3,600
5.	Install New Footings	10 CY	400	4,000
6.	Install New Steel Columns	24 EA	350	8,400
7.	Install Transverse Knee Braces	30 EA	100	3,400
8.	Install Longitudinal Beam	LS		1,500
9.	Install Longitudinal Knee Braces	32 EA	100	3,200
	SUBTOTAL			$116,100
	20% Contingencies			23,300
	Total (FY 86 Construction)			$139,000

E. CRYSTAL POOL REMNANTS

1. Architectural Data

a. Architectural Summary

The Crystal Pool remnants are the remains of a complex that originally contained

- swimming, diving, and wading pools and associated areas which surrounded the diving pool--a filter room, a laundry room, a check out area, a valuable checking area, and a suit and towel distribution area (see photographs 97 and 99)
- a grand stand with locker rooms below (see photographs 97 and 101)
- a first aid building (see photograph 96)
- a rest room building
- a refreshment stand that was originally attached to the west side of the old (pre 1933) Spanish ballroom (see photograph 105)
- a sand beach (see photographs 96, 104, and 105).

Only the rest room building, the first aid building, a concrete retaining wall, and the entrance pylon and adjacent stone walls remain from the crystal pool complex. The concrete retaining wall is a remnant of the now-buried swimming pool. The entrance pylon and adjacent stone walls are the remains of the exterior wall of the structure that surrounded the diving pool.

This complex, designed by Alexander, Becker & Schoppe, Inc. of Philadelphia, was constructed in 1931 (see photograph 95). It combines some of the architectural features (tile roof, arched openings, and stucco wall covering) found in the Spanish ballroom built in 1933 with some of the art deco features (rectilinear and projecting elements) found in the administration/arcade complex, Spanish ballroom stage, Cuddle Up and "new" bumper car facade.

b. Historical Use/Appearance

The park has the original construction drawings and specifications for these buildings. The amusement park era appearance and use can be determined from them.

1) Rest Rooms

The rest room facilities were used by people at the beach and the pool. The inside of this building was divided into two unconnected rooms. The men's rest room on the west side of the building contained two toilets, two urinals, and a lavatory. The women's rest room on the east side had three toilets and one lavatory. Both rest rooms had wooden partitions. Since no mention is made of other finishes on the original construction drawings, the interior finishes probably consisted of the same exposed brick walls, concrete floor, and exposed wood frame ceiling that are there now.

The exterior of the building has not changed significantly. Originally, the wooden front doors each had six lights, the boarded windows had ribbed glass, and the roof of the locker room abutted the west wall. Except for these changes, the building remains as it looked originally with a stucco exterior, wood cornices, brick sills and watertable, steel windows, and a tile roof with metal coping along the top of the parapet.

2) First Aid Building

The original construction drawings indicate how the building was used:

Room Number On Existing Conditions Drawings	Use Designated on Construction Drawings	Room Finish Designated on Construction Drawings
101	First Aid Room	Plaster Walls and Hung Ceiling; Tile Wainscot 4'-6" high

102	Divided into Storage room	Unfinished
	Toilet	Plaster Walls and Hung Ceiling; Wood partitions
103	Laboratory	Plaster Walls and Hung Ceiling; Tile Wainscot 4'-6" high
104	Entrance Lobby	Plaster Walls and Hung Ceiling; Wood Railing and Cement Steps
105	Office	Plaster Walls and Rafter Ceiling
106	Closet	Unfinished

The exterior of this building is similar to the rest room building and like the rest room building has not changed significantly since 1931: it has stucco-covered walls with metal coping along the top of the parapet, wood doors and cornices, metal windows with wood sills, and, except for a small asphalt-covered section, a clay tile roof. According to the construction drawings and old photographs, a few changes have been made to the exterior of the building:

- Door 102 on the west side of the building was originally an entrance to the building. However, since the concrete floor outside this door has been removed, this door has not been functioning.
- Door 101 originally had eight lights in the top half.
- Originally there was a bracket with a flagpole above door 101. The construction drawings do not show a First Aid sign, the remnants of which are now above the door.
- Additional brackets and flagpoles were on the north and south elevations (see photograph 96).
- A light was originally located on each side of doors 101 and 102. The lights next to door 102 hung from wood brackets, one on each side of the door.

- A bulletin board was originally built into the wall on the south elevation, next to window 103.
- The construction drawings show a "wood window box" on the north elevation below window 107 and stucco panels with vertical scoring above windows 101-103 and 107. Indentations in the stone below window 107 indicate there may have been a box below this window. The wood trim above window 107 indicates there may have been a stucco panel there similar to the one on the 1931 construction drawings; no such evidence, however, exists above windows 101-103.

3) Pylon and Stone Walls

The large doors in the pylon provided the main entrance to the support facilities located around the diving pool walls. The stone walls adjacent to the pylon formed the north, east, and south walls of this structure and supported a ramp that provided access to the grandstand.

As one went through the doors in the pylon, to the right was the laundry room and filter room and to the left was the suit and towel distribution area and the valuable checking area. In the closet-like alcoves behind the pylon were telephones. The concrete ceiling of this area was also the floor for the pool level directly above. Passage to the locker room occurred at this level between the swimming and diving pool walls. Stairs in the locker room provided access up to the pools and beach.

The 24-foot tall pylon looks similar today to the way it did in 1931. It has a brick base with stucco-covered wood framing above. The top is caped with metal coping. Above the large wood panelled doors (which were originally windowless) are additional wood panels which make the wood doors look even larger than they actually are. Near the top of the pylon is a large Crystal Pool sign. In the 1940s or 1950s a "new" sign with neon lights replaced the original sign (see photographs 98 and 100). Originally metal brackets supporting flagpoles were above the projecting elements on each side of the sign.

The hopper and fixed glass windows that are in the stone wall that runs between the first aid building and the pylon are original. The chain link fence that is now on top of this wall was originally also on the other side of the pylon, enclosing the diving pool area (see photographs 98 and 99).

4) Retaining Wall

The concrete retaining wall once formed the north, west, and parts of the south and east walls of the swimming pool, as well as the north and east walls of the now nonextant locker room.

c. Existing Conditions/Use

1) Rest Rooms

The rest rooms are now being used for storage. All the toilets, lavatories, and urinals have been removed, leaving holes in the floor. The exterior finishes are in good condition except for the doors and windows which need to be repaired. The windows are boarded; from what can be seen, the original frames are still there. While the doors may also be original, they are now partially covered by pieces of plywood.

2) First Aid Building

The first aid building now provides studio space for an artist. The stairway down to the lower level (to the support facilities located around the diving pool walls) has been closed off. The interior finishes need repair, having suffered from water damage caused by a leaky roof. The exterior is in generally good condition, although the windows, wood cornice, and roof need to be repaired.

3) Pylon and Stone Walls

There are several sections of stone wall associated with the pylon. One section runs between the concrete retaining wall and the first aid building (see elevation 4 on sheet P7 of the drawings). Another section connects the northwest corner of the first aid building and the pylon (see elevation 5 on sheet P5 of the drawings). Attached to the other end of the pylon is a short section of wall which ends where the now nonextant wood construction once began (see photographs 101 and 102 and elevation 2 on sheet P6 of the drawings). All of these stone walls are pretty much intact and retain their original height. The door is missing from the one door opening, located north of the pylon, and the metal hopper and fixed glass windows need to be repaired. On the "interior," parts of these walls are covered with parging (see elevations 1 and 2 on sheet P7 of the drawings).

The section of stone wall which once supported the ramp to the grandstand has been partially torn down, leaving the wall in a somewhat ruinous condition. Most of the windows have been removed; the door and window that do remain are in very poor condition (see elevations 2-4 on sheet P6 and elevations 2 and 3 on sheet P8 of the drawings).

The "C" and the neon lights are missing from the Crystal Pool sign on the pylon, and some of the stucco is missing from the rear of the pylon, exposing the wood framing beneath.

None of the original rooms behind the pylon and stone walls remain; the area is a big open space defined by a concrete floor with a section of scored colored concrete just inside the entrance doors. Near the center of this area is a ring of broken concrete which denotes the location of the now nonextant diving pool. Inside this ring of broken concrete is rubble and vegetation. To the south of the diving pool remains is the concrete retaining wall.

On the "interior" side of the pylon and adjacent stone walls, about 9 1/2 feet, above the concrete floor, is a line of broken concrete which marks where the floor for the pool level once was.

4) Retaining Wall

The north, west, and parts of the south and east walls of the swimming pool wall now act as a retaining wall around the grassy area between the first aid building and the rest room building. Elevation 1 on sheet P8 of the drawings shows the north wall of the swimming pool, and elevation 5 on sheet P7 shows the north end of the east wall. The pool has been filled with rubble and covered by filter cloth and dirt with grass planted on top. The swimming pool floor and part of the east wall have been buried; the south end of the east wall has been knocked down and is part of the rubble filling the pool.

5) Other Remnants

A concrete slab marks the location where the refreshment stand once stood. An access hole in the slab leads to a vault which was once the basement of this stand. (A drawing of this vault is included in the Spanish ballroom drawings; it is included in that section because of its proximity to the ballroom.) The sand beach is now a grassy area which contains playground equipment. The grandstand and locker rooms have been torn down; remains of the piers which once supported this area can be seen to the west of the diving pool remains, along the drop off.

d. Recommendations

(1) Repair or replace the doors and windows to match the original doors and windows.
(2) Remove the conduit and nonhistoric lights from the exterior of the buildings. Patch the holes in the stucco.
(3) In the restroom building, repair the holes in the floor.
(4) Replace the missing brick in the rest room building's water table.
(5) On the first aid building, restore the lights next to doors 101 and 102 to match those on the original construction drawings.
(6) On the south elevation of the first aid building, replace the missing bulletin board or patch the stucco.

(7) Restore the flagpoles on the north and south elevations of the first aid building. On the east elevation, either restore the flagpole or preserve the metal First Aid sign.

(8) On the first aid building, restore the stucco panel above window 107.

(9) On the first aid building, repair the roof and wood cornices.

(10) Repair the doors, sheathing, and stucco on the pylon.

(11) Repair the Crystal Pool sign, and restore the neon lights.

2. Structural Data

a. Structural Description

1) Rest Rooms

The rest room building is a wood-framed structure. The roof framing is shown on the 1931 construction drawings as 2-by-6 joists 24 inches on center, spanning 6 feet. The concrete floor slab is supported by stone foundation walls along the west and north edges and by partially embedded steel beams along the south and east edges. An additional steel beam spanning north and south is located under the center of the slab. The steel beams are supported by the stone foundation wall and by two steel columns located along the south side of the building. The columns are supported on 16-inch square concrete footings.

2) First Aid Building

The first aid building is a five-sided wood-framed structure. The roof and floor framing are inaccessible. The 1931 construction drawings show the roof framing to be 2-by-6 joists 24 inches on center spanning 8 feet. The floor is a concrete slab.

3) Pylon and Stone Walls

The entrance pylon is a wood-framed structure, approximately 24 feet wide and 24 feet high. The wall framing consists of 2-by-4 and 2-by-6

studs 16 inches on center. A portion of the entrance pylon bears on a 9-foot high stone wall which continues to the first aid building.

The stone wall that once supported the ramp to the grandstand is 18 inches thick. The window sill is approximately 6 feet above finish grade. There is approximately 6 feet of earth and rubble fill behind the wall.

4) Retaining Wall

The retaining wall is reinforced concrete approximately 10 feet, 5 inches high and of varying thickness.

b. Existing Structural Conditions

Overall, the Crystal Pool remnants are in good structural condition.

1) Rest Rooms

Although the rest room building is in good condition, one of the beams and both of the columns supporting the concrete floor are not. The bottom flange and web of the center support beam is badly corroded where it bears on the north stone wall. In addition, the flanges and web of the two steel columns are severely corroded at their bases. Both the concrete slab and the stone foundation wall are in good condition.

2) First Aid Building

The first aid building is in good condition. Some evidence of water leakage was noted at the eave of the northeast corner of the building.

3) Pylon and Stone Walls

The entrance pylon is in fair condition. Sections of the stucco finish are missing on the south side of the pylon, and the wall sheathing, framing, and sill plates are decayed in these areas. The stone wall that

supports a portion of the entrance pylon is in good condition, but portions of the exposed steel lintel are rusted.

The stone wall that once supported the ramp to the grandstand is in good condition.

4) Retaining Wall

The retaining wall is in good condition. Some spalling has occurred along the top of the wall (see sheet P9 of the drawings for the location); the reinforcing steel in this area is exposed and has rusted.

c. Load Bearing Analysis

A lateral load analysis was performed on the entrance pylon and the stone wall. An allowable wind load of 15 psf from the 1984 BOCA Basic National Building Code is used for comparison. Based on the load bearing analysis the following conclusions can be made:

(1) The entrance pylon framing meets the minimum live load requirement.

(2) Only 5 feet of backfill should be placed against the stone wall that once supported the ramp to the grandstand.

d. Recommendations

Based on the existing structural condition of the Crystal Pool remnants, the following recommendations are made:

(1) Repair the entrance pylon. Replace the deterioriated sheathing, framing, and sill plates with new members. Install new stucco.

(2) Repair the roof on the first aid building.

(3) The center steel beam supporting the rest room floor should be repaired at its north wall bearing, and the two steel columns should be replaced.

(4) Perform half-cell potential and chloride ion tests on the retaining wall to determine the amount of corrosion activity. From this information recommendations for repair can be made.

Based on the load bearing analysis, the following recommendations are made:

(1) The entrance pylon framing is adequate and no strengthening is required.

(2) Remove approximately 1 foot of backfill from behind the stone wall that once supported the ramp to the grandstand.

(3) Strengthening of the structural system of the two outbuildings is not required as long as the current use of the buildings continues.

e. Cost Estimate

Class "C" Construction Cost Estimate
Structural Rehabilitation
Crystal Pool Remnants
May 1986

	Item	Quanity	Unit cost	Amount
1.	Repair Roof Leak in First Aid Building	LS		$ 500
2.	Retaining Wall Testing*	LS		5,000
3.	Excavate Fill from Behind Stone Wall	LS		2,000
4.	Repair Steel Beam and Replace Steel Columns in Rest Rooms	LS		4,000
	SUBTOTAL			$11,500
	20% Contingencies			2,500
Total (FY 86 Construction)				$14,000

*If testing indicates that the existing retaining wall is subject to possible future deterioration, then there will be additional costs for repair work.

F. SPANISH BALLROOM

1. Architectural Data

a. Architectural Summary

The Spanish ballroom, designed by Alexander, Becker and Schoeppe, Inc., of Philadelphia and built in 1933, is an example of mission style architecture (see photograph 106). The ballroom includes several typical features of this style, such as low pitched tile roofs, flat roofs hidden by parapets, arched openings, railings, towers, balconies, twisted iron rods in windows, and arcaded windows with wood columns.

The interior of this building is also considered historically significant. The Spanish motif was continued on the interior; in addition to this, there is art deco ornamentation around the stage (see photograph 110).

b. Historical Use/Appearance

The 1933 construction drawings provide information on the original appearance and use of the ballroom.[1] The room titles on the drawings indicate how the various rooms in the building were used:

Room Number on Existing Conditions Drawings)	Title of Room According to 1933 Construction Drawings
First Floor	
101	Dance Hall
102	Music Room

---

1. Information about the original floor plans and room finishes obtained from the 1933 drawings is included in the drawings for this report. See sheet S17.

103, 104, 105, 107	Stage (the original drawings show no indication of partitions dividing this area)
106	Rest Room
108, 109	Covered Walk
110-114, 117, 120	Corridors
115, 116	Refreshment Area
118	Vanity Room
119	Coat Room/Lobby

Second Floor

201, 203, 204	Balcony Promenade
205	Electrical Room
206	Not Designated
207	Projection Room

Door 117 was the main entrance to the building. Through this door people entered the lobby, or that portion of room 119 that now has a ceramic floor (see photograph 127). This floor is probably original. According to the construction drawings, the walls of the lobby had tile wainscotting with plaster above. Wooden seats were along the north and east sides. On the south side there were two mirrors; each one was surrounded by tile and had a light above. Photograph 128 shows what remains of this feature today. On the west wall there was an opening with a counter where people could check their coats. The coat room located behind this counter included that portion of the present-day room 119 that has a concrete floor. According to the drawings, this room was left unfinished, just as it is today.

From the lobby people could view the dance floor through openings in the south wall. The steps at the southeast and southwest corners of the lobby led people up to the corridors and covered walk which wrapped around three sides of the dance floor and provided easy access to it. The covered walk and most of the corridors were lined with benches, as can be seen in photographs 111, 113, and 114. Photographs 111-113 show the dance hall with its wood, tile, and metal ornamentation and

plaster walls, and photographs 109 and 110 show the art deco stage at the east end of the hall. Photograph 115 provides a view of the dance hall filled with people during the amusement park era. As can be seen in these photographs, the larger openings on the north and south sides of room 101, between room 101 and surrounding rooms 108, 109, 114, 117 and 119, originally contained decoratively painted wood columns.

Refreshments could be obtained at the northwest corner of the building in the same area that houses the refreshment room (room 116) today. Just as it is today, the floor level of the refreshment area was three feet lower than the adjacent cooridor, room 114. According to the drawings, there originally were openings in the common wall between rooms 114 and 116, and there were stairs in rooom 116 along the entire length of the common wall, apparently allowing people to move back and forth between the corridor and refreshment area. Although the original drawings do not show any wood or metal railings blocking these openings, a wood railing is visible at the far right in photograph 113 taken in 1933. Thus, perhaps all or some of the openings were partially blocked by the wood railings and also, perhaps, by the iron gates that are there now.

The construction drawings indicate that this refreshment area was somehow connected to another refreshment stand which was part of the Crystal Pool facilities (see photograph 106). Only the basement of this refreshment stand still exists. It is located under the concrete slab at the northwest corner of the Spanish ballroom and is accessible only through the two-foot round access hole in the slab.

According to the plans, emergency exits from the first floor were provided by door 114, door 107, and a now nonextant opening along the east wall of the lobby (room 119).

On the second floor, the dance hall could be viewed from the balcony promenade and the open promenade deck. The balcony promenade included rooms 201, 203, and 204. Openings in the south wall of these rooms provided people with a view down onto the dance floor. Door 201

provided access to the open promenade deck. Photograph 108 shows how this deck looked when the building first opened. From here people had views of the dance floor through windows 210-215 as well as views of other parts of Glen Echo Park. This deck also provided access to the projection room (room 207, see photographs 113 and 126) and the south tower (room 206).

The stairs in room 201 were, according to the construction drawings, the only access to the second floor. The stairs which now connect rooms 120 and 205 are not on the 1933 drawings.

Being designed for seasonal use only, the Spanish ballroom had many screened openings and was never heated or air conditioned. In the dance hall, light troughs located along the sills of the second level openings and along the perimeter of the ceiling provided indirect light.

The Spanish ballroom was not the first dance hall built at Glen Echo. In 1911 an outdoor dancing pavilion with a capacity for more than 600 people was constructed (see history data, pages III-63 to III-75). A balcony was added, and the pavilion was enclosed with screens in 1921 (see history data, pages III-90 to III-93). Then in 1925 the enclosed pavilion was replaced by another dance hall (see history data, page III-99). Photograph 103 shows the interior of this ballroom, and photographs 104 and 105 show partial views of the west elevation. It is not known for sure why, but eight years later another "new" larger ballroom was constructed on the same site. According to the construction documents, some of the foundations of the 1925 building were reused when the larger 1933 ballroom was constructed. This "new" ballroom was advertised as able to accommodate 1,800 dancers (see history data, pages III-105 and III-106).

The exterior of the Spanish ballroom has experienced many changes over the years. In 1964 the front, or north, section was converted to a fun house ride known as Jungleland (see photograph 89). In recent years, remants of Jungleland have been removed, and there has been an attempt to restore the building to its original appearance. It is now as it was originally: a stucco building with metal and wood casement windows,

wood ornamentation, parapets, mission tile roofs, and towers. Photographs 120-124 are recent pictures of some of these features. However, comparing the building as it exists now with the 1933 photographs and construction drawings indicates that some deviations from its original appearance still remain:

- The patches of plywood in room 119 were originally windows secured only by wood railings and benches which lined the exterior walls. Some of the photographs indicate, however, that when the ballroom was actually built these openings might have been secured by ironwork rather than the wood railings (see photographs 106, 107 and 119).

- The boarded openings along the west wall of rooms 110-113 were enclosed only by screens and wood railings. Benches also lined this wall (see photograph 114).

- Metal casement windows 109-115, which are along the south wall of rooms 108 and 109, are not original. This part of the south wall consisted of screens and wood railings interrupted only by columns. Against the railings were a line of benches (see photograph 111).

- There is no indication on the construction drawings that any of the basement level was originally enclosed. The basement toilets were probably a later addition, since a rest room was located on the first floor, next to the stage, and there were no stairs down to the basement.

- Door 112 was a window; room 115 was part of the refreshment room (see photograph 107).

- Door 103 was a smaller arched door and window 101 was larger (see photograph 116).

- The original balconies outside windows 218 and 231 were different from those now on the building (see photographs 116-118 and 122).

- Room 202 is a later addition. This area can be seen today on the north and west elevations; it is the area covered with plywood instead of stucco. Before room 202 was constructed, window 216 was larger and there was an approximately seven-foot wide window along the north wall of room 203 (see photographs 106 and 107.)

- Bars originally covered the windows 126, 127, 129, 217, and 219 (see photograph 107). Only window 217 still has these original bars.

- On the north elevation above door 117 and the semicircular stucco opening was a Ball Room sign, and below this sign on either side of the opening were lights (see photograph 107).

- There originally was another window next to and similar to window 126 (see photograph 117).

- All but one of the wood ornaments have been removed from the exterior of the north wall of room 203 and are laying on the roof below. They are visible in the 1933 photograph (see photograph 107).

- The parapet above door 117 is now only about ten inches tall; originally, it was three feet tall and lined up with the adjacent parapet to the west (see photograph 107).

- There originally were wooden stairs outside door 107.

- One of the boarded openings along the east side of room 119 was an emergency exit.

- Formstone has been added to parts of the exterior of the refreshment stand.

- Two windows similar to window 125 were located where window 124 is now.

- There originally were flagpoles on the front and west sides of the buildings (see photographs 107 and 108).

c. Existing Conditions/Use

Today dances are still held in the dance hall, and room 114 remains a refreshment area. The north section of the building, which once housed Jungleland, is closed to the public and is used for storage. Also, the rest rooms are no longer functioning.

The existing conditions of the Spanish ballroom vary. Much work has been done on the exterior of the ballroom to restore it, and thus the north, east, and west elevations are generally in good condition. The south elevation, however, has been largely ignored. The siding, windows, and downspouts are in poor condition. On the west elevation, parts of the railing along the lower roof have rotted and need to be replaced.

The roof needs to be repaired. Leaks were noted in the rear of the stage and in rooms 101, 110, 114, and 117. The roof at the northeast corner of the building does not drain properly: water sits on the roof rather than entering the outlet to the downspout. On the tar and gravel roofs that have no parapets, the gravel stops are either too low or are nonexistant. This condition allows gravel to roll down the roof and collect in the gutter.

There are severe leaks at the southwest tower. The deterioration of a column supporting this tower has caused the tower to rotate away from the main portion of the building. While the column has been repaired and the tower appears to have stabilized, gaps remain in the wall finishes.

On the interior, the north section of the building, which once housed Jungleland, is in poor condition and needs repair. Openings for the ride still exist in the second-level floor. Original wall finishes have been allowed to deteriorate or were covered over to meet the needs of the Jungleland ride. In contrast, the dance hall, or south section of the building, is in better condition, and most of the original finishes still exist. Photograph 125 shows a recent view of the stage. There are, however, problems at the southwest tower where the interior finishes are in poor condition due to the severe leaks mentioned above. Also, in the dance hall, lights have been added in an attempt to compensate for an inadequate lighting system. Included with these lights is a series of unsightly wires draped along the walls.

Nearly all of the staircase to the basement is missing, and the toilets in the basement are no longer functioning.

d. Recommendations

(1) In room 119 remove the plywood from the stucco openings. Either keep the existing wood railings or replace the wood railings with ironwork similar to that visible in photograph 119. For climate control, install glass in the openings behind the wood railings or ironwork.

(2) Make door 117 the main entrance: install a glass double door with lights on both sides of the door. If ironwork is restored to other openings in room 119, then restore ironwork to the doorway as well.

(3) Restore the metal casement window which originally was adjacent to and similar to window 126.

(4) Replace door 112 with a metal casement window matching window 125; remove the adjacent brick walls and patch the stucco.

(5) If room 116 is retained as a refreshment area, and serving windows are needed, keep windows 123 and 124 as serving windows and repair the serving counters. If room 116 is converted to another use, replace window 124 with a metal casement window to match

window 125. Window 123 is located where the nonextant Crystal Pool refreshment stand was once attached to the ballroom. This window could either be eliminated or converted to a metal casement window to match window 125.

(6) Remove the formstone from the north and west elevations; patch the wall with stucco.

(7) Replace door 103 with a smaller arched batten door and enlarge window 101.

(8) Restore the original height of the parapet above room 119. Move up the wood ornaments, and restore the Ball Room sign and flagpoles.

(9) Install metal bars on windows 126, 127, 129, 219, and on the window restored next to window 126. The metal bars should match those on window 217.

(10) Room 202, the plywood-covered addition, is not original and may be removed. If it is removed, install a 6-foot, 10-inch metal casement window (similar to window 216, but with four sashes) in the north wall of room 203. Enlarge window 216 to match, patch the walls with stucco, and install the missing wood ornaments.

(11) In rooms 110-113, remove the plywood from the stucco openings but, where they exist, keep the wood railings. For climate control, install glass in all of these openings. Keep door 110 as an emergency exit; the boarded opening in room 113 could also be used as an exit, if needed.

(12) Restore the stone paving on the open promenade deck on the roof above rooms 110-114.

(13) Replace the missing and rotted sections of railing along the open promenade deck.

(14) Install a double door to the projection room similar to door 114.

(15) Restore the flagpoles along the open promenade deck.

(16) Replace window 122A with a metal casement window matching window 125.

(17) In rooms 108 and 109 do not restore the larger original openings along the south wall. Instead repair the existing metal casement and fixed glass windows (windows 109-115).

(18) Remove the vegetation growing along the west end of the south wall.

(19) Repair the wood siding on the south elevation.
(20) On the south elevation, install new sections of downspouts where indicated on the drawings (sheet S20) and drain the water away from the building.
(21) On the south elevation, repair the cracks in the foundation wall.
(22) Repair doors 2, 107, 201, 202B, 203 and 204.
(23) Repair the gaps in the exterior wall finishes at the southwest tower.
(24) Repair the existing windows.
(25) Repair or replace the leaking roofs; replace the broken or missing tiles on the clay tile roofs.
(26) Remove the nonhistoric lights from the exterior of the building.
(27) Restore the original indirect lighting in the dance hall.
(28) Restore the original interior finishes.

2. Structural Data

a. Structural Description

The footprint of the Spanish ballroom is essentially rectangular, being approximately 124 feet wide by 144 feet long. The building's structural system consists of a reinforced concrete and concrete block foundation and wood and steel-framed floors, walls, and roofs.

The north, east, and west foundation walls are reinforced concrete, and the south foundation wall is concrete block. Steel columns and wood floor beams bear on reinforced concrete piers.

The first floor framing beneath the main portion of the ballroom consists of 2-by-12 joists, 16 inches on center. These joists span 12 feet, 6 inches and bear on wood beams. Each wood beam is made up of four 2-by-10s spanning 10 feet.

The first floor framing beneath the south side of the ballroom consists of 2-by-12 joists at 12 inches on center, spanning 15 feet, 6 inches. These joists are supported by steel beams.

The stage floor framing (which is not shown on the drawings) consists of 2-by-6 joists, 16 inches on center. The joists span 6 feet, 6 inches and are supported by 2-by-4 stud walls.

The second floor framing consists of wood beams spanning between steel beams. The various sizes and spacing of these wood beams are shown on the "Framing at Second Floor Level Plan" (see sheet S15 of the drawings). Spanning the wood beams is 2-inch tongue and groove floor decking. The steel beams are supported by steel columns.

The lower roof framing along the north, east, and west sides of the building varies and is shown on the "Roof Framing Plan" (see sheet S16 of the drawings).

The roof framing over the main portion of the ballroom consists of steel trusses 15 feet, 6 inches on center. These trusses span 72 feet and are supported by steel columns. Spanning the trusses are 2-by-10 purlins, 16 inches on center.

The gravity support system consists of steel columns and bearing walls.

The west stairway framing consists of 3-by-12 stringers, 20 inches on center. The treads are 8 inches wide and 3/4 of an inch thick.

The underground vault at the northwest corner of the ballroom is a remnant of the old refreshment stand. It has a reinforced concrete roof slab supported by steel beams and wood framing. The walls of the vault are mortared stone. Utility piping and conduit run through the vault.

b. Existing Structural Conditions

Generally, the foundation is in good condition. One problem area, however, is the south foundation wall. Sections of the downspouts along this wall are missing, causing erosion of the soil. This erosion has caused movement in the south foundation wall, as evidenced by the numerous cracks.

The first floor framing and stage floor framing are in good condition. The second floor framing, however, is in poor condition, with several of the wood floor beams and much of the floor decking being damaged. In addition, there are three large openings in the second-level floor.

Generally, the roof framing in all areas is in good condition. One exception is the northeast corner of the stage where a leak has caused a small portion of the stage roof and west wall framing to decay.

Generally, the walls and gravity support system are in good condition. A portion of the second story north wall framing is decayed. The roof leak which caused this damage has been repaired.

The tower at the southwest corner of the ballroom is in fair condition. A decayed wood column has caused the tower to rotate away from the main portion of the building. Although the decayed portion of the column has been replaced, the tower is not plumb.

The west stairway framing is in good condition, but the stairway at the northeast corner of the ballroom is in poor condition. The wall, floor, and stair framing of this stairway are decayed.

The underground vault is in poor condition. Reinforcing steel in the roof slab is exposed in some locations and rusted. The steel beams are exfoliated and the wood framing is decayed. There are stalagtites on the ceiling of the vault, and the utility piping and conduit are rusted.

Overall, the ballroom is in good structural condition.

c. Load Bearing Analysis

Minimum floor and roof live loads from the 1984 BOCA Basic National Building Code will be used for comparison.

Location	Proposed Use or Occupancy	Minimum Live Load (psf)
First Floor	Public	100
Stage Floor	Stage	150
Second Floor	Public	100
West Stairway		100
Main Roof		16
North Lower Roof		20
North Upper Roof		20
West Lower Roof	Balcony	100
South Lower Roof		20
Sound Room Roof		20
Music Room Roof		20
Stage Roof		20
Tower Roof		20

The floor and roof load analysis is summarized in the table below:

Floor and Roof Load Analysis
Spanish Ballroom

Location	Allowable Total Load (psf)	Existing Dead Load (psf)	Allowable Live Load (psf)
First Floor	82	15	67
Stage Floor	140	5	135
Second Floor	99	5	84
West Stairway	55	10	45
Main Roof	31	19	12
North Lower Roof	41	11	30
North Upper Roof	35	11	24
West Lower Roof	114	12	102
South Lower Roof	68	15	53
Sound Room Roof	80	13	67
Music Room Roof	80	13	67
Stage Roof	125	15	110
Tower Roof	55	12	43

Note: Wood members were identified as southern pine by the Forest Products Laboratory, and the current allowable stresses for southern pine were used in the load bearing analysis.

The following conclusions can be made by comparing the allowable live loads with the minimum live load requirements:

(1) The first floor framing does not meet the minimum live load requirement. The wood floor beams are inadequate by today's design standards.

(2) The stage floor framing does not meet the minimum live load requirement. The wood floor joists are inadequate by today's design standards.

(3) The second floor framing does not meet the minimum live load requirement. Beam B5 is inadequate by today's design standards. All other second floor framing is adequate.

(4) The west stairway framing does not meet the minimum live load requirement. The stairway stringers are inadequate by today's design standards.

(5) All roof framing meets the minimum live load requirements.

d. Recommendations

Based on the existing structural condition of the ballroom, the following recommendations are made:

(1) Stabilize the south foundation wall by installing downspouts with extensions at the ground level to carry the roof runoff away from the building. Repair the cracks in the foundation wall by grouting.

(2) Repair the second level framing. Install new wall framing as well as new floor framing and decking to replace that which is damaged or missing. The open areas in the second floor are a safety hazard, and handrails should be installed around these openings. Also, temporary shoring should be installed to support the severely damaged floor beams. Do not place heavy items on the second floor until repairs have been made.

(3) Repair the leaky roof at the northeast corner of the stage roof and replace the decayed framing.

(4) Replace the decayed wall, floor, and stair framing in the stairway at the northeast corner of the ballroom (rooms 120 and 205). Entrances to the stairway should be blocked until the repairs are made.

(5) Grout the underground vault full. Determine if the utility and electrical lines running through the vault are inactive. If the lines are active, they should be rerouted around the vault prior to grouting. Do not park vehicles on or drive vehicles over the vault.

(6) Monitor the southwest tower. If new or enlarged gaps appear in the walls, additional stabilization work will be required.

Based on the load bearing analysis, the following recommendations are made:

(1) Based on the past performance of the first floor, and the fact that the use of the floor will not change, the allowable live load of 67 psf is considered adequate. Therefore, no strengthening is required.

(2) Based on the past performance of the stage floor, and the fact that the use of the floor will not change, the allowable live load of 135 psf is considered adequate. Therefore, no strengthening is required.

(3) Strengthen the second floor framing by removing beam B5 and installing an adequately sized beam in its place. All other second floor framing is adequate and no strengthening is required.

(4) Strengthen the west stairway stringers by installing columns beneath the stringers to reduce the span.

(5) All roof framing is adequate and no strengthening is required.

(6) The support system for the lights that are suspended from the ceiling of the dance hall was not analyzed; this system requires further study.

e. Cost Estimate

Class "C" Construction Cost Estimate
Structural Rehabilitation

Spanish Ballroom
February 1986

	Item	Quantity	Unit Cost	Amount
1.	Repair South Foundation Wall	LS		$ 3,000
2.	Repair Second Floor Framing	700 SF	$ 15	10,000
3.	Repair Stage Roof Leak and Replace Framing	LS		5,000
4.	Replace Northeast Stair Framing and Floors	LS		15,000
5.	Fill Underground Vault with Earth*	80 CY	20	1,600
6.	Strengthen Second Floor Framing (New Steel Beam)	LS		2,000
7.	Install Columns Beneath West Stairway	4 EA	200	800
8.	New Downspouts	40 LF	10	400
	SUBTOTAL			$38,300
	20% Contingencies			7,700
Total (FY 86 Construction)				$46,000

*This cost will be higher if utility lines need to be rerouted.

G. ADMINISTRATION BUILDING/ARCADE COMPLEX

1. Architectural Data

a. Architectural Summary

The administration building, designed by Edward Schoeppe of Philadelphia and built in 1940 (see history data, page III-114), is a multi-level art deco/moderne building. This style is evident in the convex and concave shaped exterior walls, the parallel lines created by the canopies, railings and horizontal bands of windows, and the building's smooth exterior stucco finish with accents of glass block, metal, and neon lights.

The arcade is a one-story addition to the administration building. It was constructed in two stages: the first section was built in 1948, and the second was added in 1958. Like the administration building, the arcade has smooth surface exterior walls and a long canopy. The similar canopy design and use of stucco make the administration building and arcade appear as one long building. In addition, the arcade has a series of garage doors, towers, neon lights, and corrugated metal panels above the canopy which produce additional parallel lines and low relief geometric forms that contribute to the art deco style.

The administration building includes the entrance canopy which extends over to the chautauqua tower, as well as rooms 1-19 at the lower level, rooms 101-116 on the first floor, and rooms 201-224 on the second floor of the administration/arcade complex. Photograph 137 shows an "old" arcade being torn down, and examining the west wall of room 118, one can see where the "new" arcade was attached to the administration building. The arcade includes rooms 117-146 of the administration/arcade complex.

b. Historical Use/Appearance

1) Administration Building

The original 1939 construction drawings give clues as to how the building was originally used:

Room Number on Existing Conditions Drawings	Use Identified on 1939 Construction Drawings
1-6, 16-19	Basement space not identified
8	Men's toilet
9	Women's toilet
7, 10, 12-15	Lower cafeteria
11	Popcorn stand
101-107	Offices
108	Stairs
109, 110	Toilets
111	Kitchen
112	Storage
113-116	Stand
201-215	Office, storage
223	Stair landing
224	(did not exist)
216-222	Upper cafeteria
Roof adjacent to rooms 220-222	Dining terrace/promenade
Room above room 11 (nonextant)	Popcorn storage

From these drawings it is evident that most of the west portion of the building was used to provide food services, while the east section was used for office and storage space. The east and west sections of the building were completely separated; the opening between rooms 4 and 14 as well as doors 4, 206, and 211 are later additions.

The original construction drawings also provide information as to the original exterior appearance of the building. They show a stucco and stone exterior with concrete sills, a slag roof, and steel casement windows. Windows 7, 106, 107, and 216 were glass block. The tops of the parapets were covered with metal coping and also, in some places, a metal railing. Wood and "Homosote" covered the soffits and fasciae of the canopies (except for the concrete canopy above door 14 and windows 5 and 6). While the overall original appearance was similar to today's appearance, some changes are evident:

- There originally was a second floor, or storage area, above room 11. This second floor room was the same size and shape as room 11, and stairs connected the two rooms. The beginnings of concrete stairs as well as a shadow of stairs on the east wall can be seen in room 11. The exterior wall of the storage room was punched by seven portholes, and a door provided access to the adjacent dining terrace, or promenade (see photograph 129).

- Window 8 was originally a serving window for the popcorn stand and was much larger than it is now, extending around to door 23. It had a wood counter (see photographs 134 and 136). Similarly, windows 110 and 111 functioned as serving counters for the stands which occupied spaces 113-116. Window 110 was larger, and door 118 did not exist.

- The lower level cafeteria (rooms 7, 10, and 12-15) was not originally enclosed as it is today. The north and the southwest sides of the building were largely open, being defined by concrete columns, 3-foot, 6-inch high stone walls, and iron gates (see photographs 129 and 130).

- Sometime during the 1950s brick planters were added in front of the stone walls that partially enclosed the lower level cafeteria, and aluminum sliding windows (windows 5, 6, and 9) and wood paneling were added above. Aluminum and glass

doors (doors 14 and 25) were also installed at this time (see photographs 134 and 136). Door 25 and windows 5, 6, and 9 have since been boarded.

- Probably at the same time the planters were added, two low brick walls were constructed, one in front of window 110 and the other in front of window 111. These walls replaced railings (see photograph 141).

- At the second floor level there originally were more doors than exist today. The area that includes rooms 216-222 was a cafeteria, and doors provided access from the cafeteria to the dining terrace, or promenade, located over rooms 10, 12, and 113-116. Windows 211 and 212 were single doors and windows 213, 214, and 215 were double doors. Door 223 was a double door instead of a single door. Jalousie windows and formstone have been used to fill in the nonextant doorways.

- The glass block in window 107 has been removed, and the opening has been boarded.

- Several signs have been removed. A small Glen Echo Park sign has replaced the large sign shown on the original construction drawings (see photographs 131 and 132). While the Pop Corn sign still exists, old photographs indicate there were at one time other signs along the canopy (see photographs 133, 135 and 136). Neon lights outlined the letters on these signs.

- According to the construction drawings, the lower canopy--which extends around the popcorn stand--originally had a metal roof; this canopy, like the other parts of the administration building, now has a tar and gravel roof.

- Two rows of neon lights originally ran along the fasciae of the entrance canopy (the front, or east, side only) and the canopy next to rooms 12 and 113-116.

- The metal grates on windows 102-104, 204, and part of 207 are not original.

2) Arcade

When the arcade first opened in 1948, Glen Echo was described as being modern in every way with its new "skeeball alley, shooting gallery and sportland offering the latest equipment in arcade pleasure" (see history data, page III-125). Then, early in 1958 the reports said " . . . an addition of 40 feet by 50 feet is underway for the sportland arcade and considerable new units will be installed" (see history data, page III-137). Maps from the 1960s period describe the activities in the building as follows (see history data, page III-158):

Room	Label on Map
Rooms 117, 119	Hamburger Haven
Room 120	Transformer
Room 123	Shooting Gallery
Room 124, 125	Storage
Rooms 126-134	Skee-Ball
Rooms 138-142	Sportland
Rooms 143-146	Archery

The four southern most bays had large garage doors which opened to provide easy access into the arcade for the park visitors. The next bay, the one which now has a large opening above a wood counter, was the shooting gallery. Some of its interior murals and metal shooting background still remain (see photographs 143-145). The bay closest to the administration building originally had several small openings (see photograph 138) and probably contained some utility rooms. The wide opening at the north end was probably occupied by Hamburger Haven (see photograph 139). The towers housed the counterweights for the garage doors.

Photograph 138 was taken when the arcade was under construction. Photograph 140 shows the building after it was completed, but it has only six towers instead of the seven the building now has. Thus, six towers were probably completed in 1948, with the seventh added in 1958. The distance between the sixth and seventh towers is about 40 feet, the size of the addition described above. An examination of the historic fabric provides additional evidence that this last section of the arcade is a later addition:

- Windows 114-116 are four-over-fours, but windows 117-124 are three-over-threes.

- The floor materials in room 138 are not consistent: north of the sixth tower, there is a wood floor; south of the sixth tower is a concrete floor.

- The east wall is thicker north of the sixth tower.

Today each of the seven towers contains an exterior door. Photographs 138, 141, and 142 indicate that this was not always the case. At one time doors 126 and 138 were double hung windows. Photographs 138 and 141 also show that there have been additional changes in the openings at the north end of the west elevation. Window 112A was larger, and door 122, the alcove between doors 123 and 126, and the brick projections north of the alcove and under window 112A did not exist.

Since 1958, the building has remained a long one-story structure with seven towers of varying heights. The exterior surfaces, consisting of stucco, brick, metal, fiberboard and wood, have not changed. The areas of corrugated metal above the canopy and between the towers at one time provided space to advertise the activities inside (see photographs 141 and 142). These signs are now gone. Sometime during the 1950s (or later) a pipe railing was installed in front of the shooting gallery (compare photographs 141 and 142). This railing has been removed. As was true of other buildings at Glen Echo, the rear of the arcade was treated differently from the front. There is no evidence of

any of the art deco trim or stucco on the rear; here one sees only a very simple red brick building with metal awnings over some of the windows.

c. Existing Conditions/Use

1) Administration Building

Today the Administration building houses several functions. The U.S. Park Police occupy the first and second floors of the east end of the building (rooms 101-109 and 201-215). The park offices are located on the second floor in rooms 216-222. Rooms 10-12, 113, 115, and 116 are not used: they have been condemned because they are structurally unsafe. The remainder of the building is used by cooperators for storage, studio, and/or classroom space.

The condition of this building varies. The section occupied by the U.S. Park Police has been renovated in the past year and the room finishes are in good condition. The rooms occupied by the park staff and the cooperators are also in good condition although they do need some repair work. The entrance canopy, the canopies along the north and west elevations, rooms 10-12, and rooms 113-116 have suffered from water leaks and need substantial repairs.

(2) Arcade

Most of the space in the arcade is used by cooperative groups: room 117 is occupied by an artist and rooms 126-146 by Adventure Theatre. A stage and seating area was added to rooms 126-137 in 1976. Rooms 118-122, 124, and 125 are used for storage and utilities. Room 123 still contains remnants from the old shooting gallery; it has openings in the roof and front wall and, therefore, is not occupied. Although the interior finishes need some repair, the building is generally in good condition.

d. Recommendations

1) Administration Building

(1) The original semi-enclosed lower level space should not be restored. The wood paneling should be replaced with stucco. If windows 5, 6, and 9 are restored, they should be metal casement windows, similar to window 210.

(2) Boarded windows 8, 110, and 111 should either be restored as serving windows or be replaced with metal casement windows. If door 118 is eliminated, enlarge window 110 to its original size.

(3) Eliminate door 23, the boarded sliding glass door. Enlarge window 8 to its original size, thus including the top half of door 23. Restore the stucco-covered wall under the enlarged window.

(4) Repair door 25.

(5) Restore the glass block in window 107.

(6) Repair the glass block in window 7.

(7) Replace the formstone on the north and west elevations with stucco.

(8) Restore the promenade deck: install quarry tile on the lower roof.

(9) Remove the air conditioning units from the windows.

(10) Neither the storage room that was once above room 11 nor the large sign that was above the entrance canopy should be reconstructed.

(11) Correct the roof drainage problems and repair the defective downspouts.

(12) Repair the existing metal casement and hopper windows.

(13) Restore the double row of neon lights that outlined the front of the entrance canopy and the canopy outside of rooms 12 and 113-116.

(14) Restore the neon lights that outlined the Pop Corn sign.

(15) Windows 213-215 were originally double doors, and door 223 was a double door instead of a single door. Either restore these doors or replace the existing jalousie windows with casement windows.

2) Arcade

(1) Restore the neon lights above door 123 and on the towers.

(2) Restore the original appearance of the garage doors.

(3) Modify the tower doors to match doors 121 and 156, and/or restore the double hung windows to those towers which originally had windows.

(4) Preserve the remains of the shooting gallery and the large masonry openings in the roof and west wall of room 123. If the proposed use for the space requires it, install glass in the wall and roof openings.

(5) Eliminate the alcove in the west wall (just south of room 119). Restore the wall to its original appearance, matching the existing brick and including a door and two wood double hung windows.

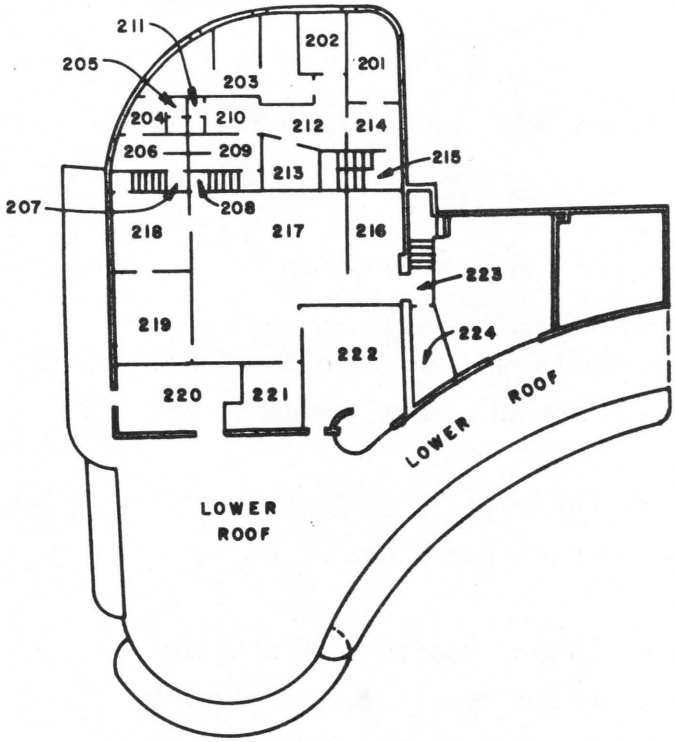

SECOND FLOOR

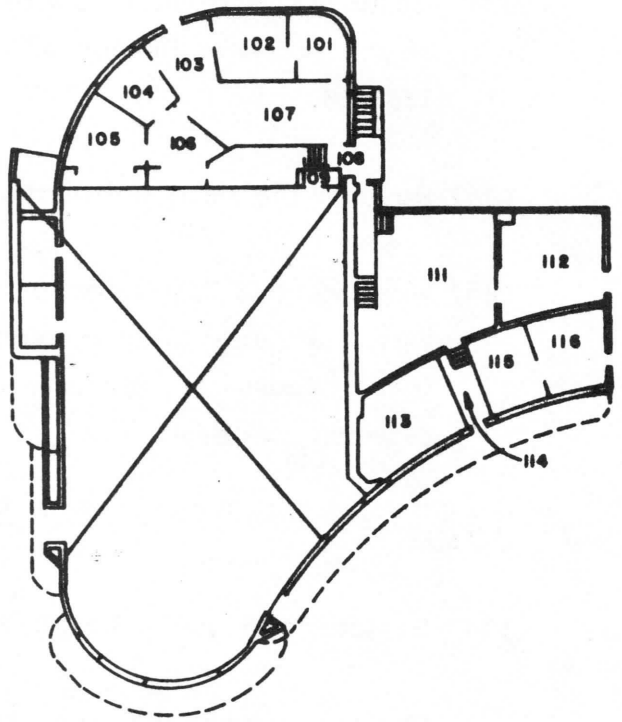

FIRST FLOOR

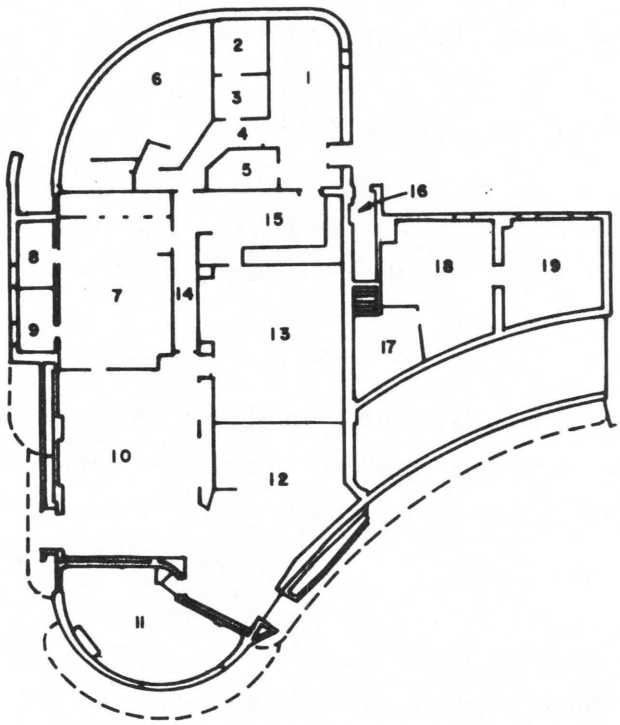

LOWER LEVEL



PLAN NORTH

ADMINISTRATION BUILDING FLOOR PLANS

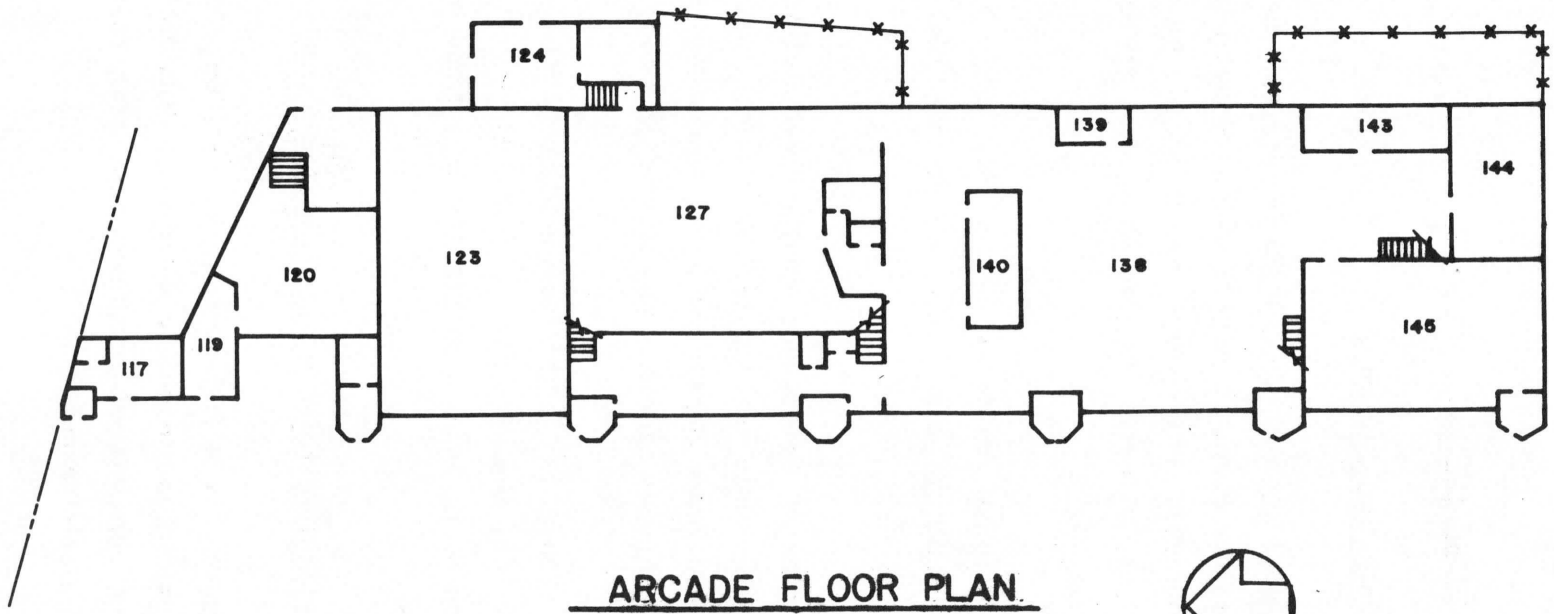

ARCADE FLOOR PLAN

PLAN NORTH

(6) Correct the roof drainage problems and repair the downspouts.

2. Structural Data

a. Structural Description

1) Administration Building

The administration building is basically reinforced concrete construction, except for some stone and concrete block bearing walls and wood and steel-framed canopies. The overall dimension of the building is approximately 121 feet by 91 feet. The building has three stories of varying sizes.

Based on the original drawings, the foundation is a combination of spread concrete footings and stone. The lower level is slab-on-grade construction.

The first and second floors are cast-in-place concrete joist and slab construction. The joists are spaced at 2 feet, 7 inches on center, are 6 inches wide, and have depths of 6, 8, and 10 inches. The joists are supported by reinforced concrete beams and columns.

The roof over room 11 is a four-inch concrete slab supported by reinforced concrete beam-column construction. The roof over the remaining structure is framed similar to the first and second floor as described above.

2) Administration Building -- Entrance Canopy

The entrance canopy is a flat-roofed, open-sided structure which spans between the chatauqua tower and the administration building. The structural system consists of reinforced concrete footings, steel columns and a wood and steel-framed roof.

The foundation of the canopy is inaccessible. The 1939 construction drawings indicate that there is a reinforced concrete footing beneath each column.

The roof framing consists of 2-by-10 joists 16 inches on center, spanning 18 feet. The joists are supported by steel beams. The roof framing at the south end of the canopy consists of 3-by-6 joists, 16 inches on center and cantilevered 8 feet. These joists are also supported by a steel beam.

The gravity support system consists of steel columns which support the steel roof beams. The steel columns are encased in stucco.

3) Arcade

The arcade is a combination of wood, steel, concrete, and masonry construction. The building is basically rectangular in plan with an overall dimension of 50 feet by 240 feet. It is a one-story structure with some upper level storage areas along the west wall and in the southeast corner.

The first floor is concrete slab on grade construction with the exception of room 119 which is a 5-inch structural slab and rooms 138-140 which are wood framed. In rooms 138-140, 2-by-10 wood plank flooring is supported by 2-by-10 joists at 16 inches on center, spanning 13 feet to built-up beams (four 2-by-12s). The beams in turn span 10 feet over 12-inch square concrete piers.

The upper level storage areas have recently been added and are framed with an assortment of wood joists of varying spans.

The roof of room 120 is concrete slab and beam construction. The hip roof over room 124 is framed with 2-by-6 rafters at 20 inches on center. The roof over room 117 and 119 is framed with 2-by-6s at 16 inches on center, spanning 10 feet. The front, or west, side of room 123 is framed with 2-by-8 rafters at 16 inches on center, spanning 13 feet, and

the east side with double 2-by-6s at 16 inches on center, spanning 13 feet. The remainder of the arcade south of room 123 is framed with 2-by-8 rafters at 16 inches on center, spanning 14 feet to steel beams. The beams are supported at the exterior walls and by a center row of steel beams and columns.

A 6-foot wide canopy extends along the front, or west, side of the building. The canopy is framed with 2-by-8s at 16 inches on center at the front wall and by an exterior fascia beam. The fascia beam spans a maximum of 16 feet to either steel or built-up 2-by-10 beams.

b. Existing Structural Conditions

1) Administration Building

The building's foundation and lower level floor slab are in good condition, as no significant cracking or settlement was noted. Some water intrusion is occurring along the southeast section of the building. The lower level, especially towards the southeast corner of the building, is damp.

The first floor is in fair condition. The beams and columns are in good condition. Some of the concrete joists above rooms 1 and 6 are sagging: the reinforcement has corroded, and the concrete has cracked. Also, there are minor amounts of corroded reinforcement and cracked concrete in the joists above rooms 18 and 19. Cracks are present in the floor slabs above these two rooms, and an approximately 3-inch sag exists near the center of the slabs.

The second floor above rooms 7, 13, 14, and 15 is mostly concealed by ceiling finish. Inspection through an observation hole above room 13 showed minor amounts of corroded reinforcement and cracked concrete in the joists. Second floor framing above rooms 101 through 109 (U.S. Park Police offices) is in good condition.

The lower roof is in poor condition. Water intrusion and the poor quality of the concrete has resulted in extensive corrosion of the reinforcing steel in the concrete beams, joists, and slabs. As the reinforcement corrodes, it expands and exerts pressure on the concrete, causing cracks and spalling. As a result, in many places there has been a reduction in the cross-sectional area of the steel and a loss of bond between the steel and concrete.

The upper roof is in good condition. The structure above rooms 216 through 222 is concealed by ceiling material. Three observation holes were cut through the ceiling material in this area, and the roof structure was found to be in good condition.

The wood-framed canopy that is adjacent to room 11 has deflected and caused damage to the roof structure above room 11. Excessive load on the canopy caused by a plugged drain and ponding water has resulted in an uplift load on the roof slab. This load on the roof slab has caused a large crack to develop between the 4-inch roof slab and the concrete beams. The canopy has been shored and is presently stable.

The canopy adjacent to room 12 and rooms 113 through 116 is anchored to the main structure by steel I-beams which are approximately 14 feet on center and are embedded in the concrete edge beam. Wood 2-by-10 joists at 20 inches on center span longitudinally between the I-beams. The framing of the canopy is in good condition; however, the concrete edge beam is in poor condition.

Spalling of concrete has occurred on the edge beam of the concrete canopy adjacent to room 10. Also, minor cracking and spalling of the concrete slab of the canopy has occurred.

The main entrance ramp to the second floor office is a 4-inch thick by 8-foot wide structural concrete slab. The outer edge is supported by an 8-inch wide by 12-inch deep concrete beam. Corrosion of the reinforcement has caused cracking and spalling of the underside of the slab at some locations.

Inspection of the roof revealed plugged drains that were causing water to pond on the roof. This ponding water is a concern because of possible roof over-loads and leaks.

2) Administration Building--Entrance Canopy

The foundation of the canopy is inaccessible and was not inspected. However, the foundation appears to be in good condition, since there is no evidence of excessive settlement of the columns.

Generally, the roof framing is in good condition. The only problem area is at the northeast corner of the canopy. A beam pocket in the exterior wall of the chautauqua tower has deteriorated and allowed the diagonal wood beam to settle approximately 10 inches. This settlement has caused the roof to drain to this corner, and much of the framing and fascia in this area is decayed. There are areas in which the ceiling material is stained or missing, indicating roof leakage. These areas are shown on the drawing.

Overall, the canopy is in good structural condition.

3) Arcade

The wood-framed portion of the first floor is in good condition. An area of concern, however, is the extremely wet condition that exists in the crawl space under the wood framed floor. The cause of this wet condition is not readily apparent but may be the result of a malfunctioning roof drainage system along the back, or east, side of the building. The roof drainage is collected by a gutter and downspout system and is piped underground to the storm sewer. It is suspected that the underground system may be plugged. The remainder of the first floor is in good condition except for the concrete slab on grade at the south end of the building. Fill material has been lost from under the slab edge where it meets the wood-framed floor (at south side of room 138). This loss has occurred because the original timber lagging used in the crawl space to retain this fill has rotted and is no longer effective.

The upper level floor areas are of recent construction and are in good condition. However, it appears there was a lack of architectural/ engineering input that resulted in haphazard framing.

The roof framing is in good condition with one exception. Five rafters over room 117 have been cut and spliced with 2-by-4s. This alteration has resulted in a roof structure unable to support the minimum roof load.

Approximately 40 percent of the 2-by-8s that frame the front canopy are rotted at the wall bearing. The steel beams, built-up wood beams, and fascia beam of the canopy are in good condition.

A crack exists in the north tower of the arcade building. The crack extends through the masonry block and follows the outline of the arcade's north wall. The crack is most likely caused by thermal movement of the arcade's north wall and does not appear to be a major structural problem.

c. Load Bearing Analysis

1) Administration Building

Minimum floor and roof live loads from the 1984 BOCA Basic National Building Code will be used for a comparison.

Location	Occupancy or Use	Minimum Live Load (psf)
Lower Level	Educational and Office	50
First Floor	Educational and Office	50
Second Floor	Office	50
Roof	---	20

Precise load analysis of this building is not feasible without further testing of concrete and reinforcing steel strengths. Additionally, cross-sectional area and spacing of reinforcing steel cannot be

determined without further investigation. Since the load capacity of this building has been satisfactory and no change in use of anticipated, an approximate load analysis is considered adequate. The strength of the concrete and steel were assumed; and, when available, the cross-sectional area of the steel in the beams was based on the 1940s construction drawings. Construction details that are not shown on the drawings and could not be field measured were assumed. The floor and roof load analysis is summarized below:

Floor and Roof Load Analysis
Administration Building

Location	Allowable Total Load (psf)	Existing Dead Load (psf)	Allowable Live Load (psf)	Remarks
Lower Level	N.A		Exceeds Minimum Code Load of 50 psf	Concrete Slab on
First Floor	145	71	74	
Second Floor	145	71	74	
Upper Roof	110	80	30	
Lower Roof*	92	55	37	

Note: Wood members were identified as southern pine by the Forest Products Laboratory, and the current allowable stresses for southern pine were used in the load bearing analysis.

*Analysis of lower roof is based on roof structural members in good condition. Since roof members are badly deteriorated, actual allowable load is much less than 37 psf shown.

Comparison of the allowable live loads with the minimum live load requirements shows that the allowable live loads exceed the minimum requirements.

2) Administration Building -- Entrance Canopy

A minimum roof live load of 20 psf from the 1984 BOCA Basic National Building Code will be used for comparison. Based on the load bearing analysis, the following conclusion can be made:

(1) The canopy framing meets the minimum live load requirement.

3) Arcade

Minimum floor and roof live loads from the 1984 BOCA Basic National Building Code will be used for comparison:

Location	Occupancy or Use	Minimum Live Load (psf)
First Floor	Educational and Office	50
Upper Level	Educational and Office	50
Roof	---	20

The floor and roof load analysis is summarized below:

Floor and Roof Load Analysis
Arcade

Location	Allowable Total Load (psf)	Existing Dead Load (psf)	Allowable Live Load (psf)	Remarks
First Floor (wood framed)	62	8	54	
First Floor (concrete slab)	N/A	N/A	Exceeds Minimum Load of 50 psf	Concrete Slab on Grade
Upper Level	44	5	39	
Roof				
Room 117	14	10	4	
Room 119	46	10	36	
Room 123	53	10	43	
South End	46	12	34	

Note: Wood members were identified as southern pine by the Forest Products Laboratory and the current allowable stresses for southern pine were used in the load bearing analysis.

The following conclusions can be made by comparing the allowable live loads with the minimum live load requirements:

(1) The first floor allowable live loads meet the minimum live load requirements.

(2) The upper level allowable live load does not meet the minimum live load requirement.

(3) The roof over room 117 does not meet the minimum live load requirement; the other areas of the arcade roof exceed the minimum requirement.

d. Recommendations

1) Administration Building

Based on the existing structural condition of the administration building, the following recommendations are made:

(1) The cracked and spalled concrete joists and slabs above rooms 1, 6, 7, 13, 14, 15, 18, and 19 require repair. More of the ceiling material that conceals the floor framing above rooms 7, 13, 14, and 15 should be removed so that the extent of the repairs needed above these rooms can be determined.

(2) Due to the extensive deterioration of the lower roof, it should be removed and replaced with new construction. The concrete slabs, joists, and beams of the entire lower roof need to be replaced In addition, the adjacent canopies require reconstruction and a more substantial anchorage system. The cracked and spalled concrete on the canopy adjacent to room 10 also needs to be repaired. In the interim, the lower roof and wooden canopies should be shored to prevent complete collapse.

(3) The corroded reinforcement in the entrance ramp should be cleaned of rust, and the concrete patched to prevent further deterioration of the concrete slab.

(4) There should be regular inspection and cleaning of the roof drains to prevent water ponding.

2) Administration Building -- Entrance Canopy

Based on the existing structural condition of the entrance canopy, the following recommendations are made:

(1) Repair the damage at the northeast corner. Replace the damaged framing and fascia. Place grout in the beam pocket to bring the diagonal beam back to its original elevation.

(2) Repair the roof.

Based on the load bearing analysis, the following recommendation is made:

(1) The canopy framing is adequate and no strengthening is required.

3) Arcade

Based on the existing structural conditions and load bearing analysis of the arcade, the following recommendations are made:

(1) Structural support should be added under the edge of the south concrete slab.

(2) The five deficient rafters over room 117 should be replaced with full span 2-by-6 rafters at 16 inches on center. The capacity of the roof will then exceed minimum code load requirement.

(3) The rotted 2-by-8s in the front canopy should be replaced.

(4) The crack in the north tower should be sealed to prevent water intrusion. The crack should be cleaned and sealed with a backup rod and flexible sealant so it can accommodate minor movement.

(5) The upper level storage areas do not meet the minimum live load requirements. Any future use of these areas that would increase the floor load will require that these areas be strengthened or rebuilt.

e. Cost Estimates

Class "C" Construction Cost Estimate
Structural Rehabilitation

Administration Building
February 1986

	Item	Quantity	Unit Cost	Amount
1.	Repair Cracked and Spalled Concrete Joists and Slab	400	$20	$ 8,000
2.	Remove and Replace Lower Roof	3,300 SF	50	165,000
3.	Repair Concrete Canopy (25 SF)	LS		1,000
4.	Repair Concrete Entrance Ramp (120 SF)	LS		4,000
	SUBTOTAL			$178,000
	20% Contingencies			35,600
Total (FY 86 Construction)				$213,600

Class "C" Construction Cost Estimate
Structural Rehabilitation

Administration Building -- Entrance Canopy

February 1986

Item	Quantity	Unit Cost	Amount
1. Repair Roof Leaks	LS		$ 1,000
20% Contingencies			200
Total (FY 86 Construction)			$ 1,200

Class "C" Construction Cost Estimate
Structural Rehabilitation

Arcade

May 1986

Item	Quantity	Unit Cost	Amount
1. Add Fill Material and Structural Support Under South Slab	LS		$20,000
2. Repair Rafters Above Room 117	LS		$ 1,000
3. Repair Front Canopy			Work in Progress
4. Repair Crack in North North Tower	LS		$ 2,000
SUBTOTAL			$23,000
20% Contingencies			4,600
Total (FY 86 Construction)			$27,600

H. CUDDLE UP

1. Architectural Data

a. Architectural Summary

The Cuddle Up is an open pavilion which was constructed in 1946. Its design is similar to that of the administration building's entrance canopy: they both consist of massive-looking round stucco columns capped by a flat roof or canopy. Like the administration building canopies, the fiberboard fascia of the Cuddle Up was originally decorated with horizontal bands of wood and neon lights. Thus, the Cuddle Up contributed toward the art deco motif already established by the administration building and other earlier buildings.

b. Historical Use/Appearance

The Cuddle Up got its name from a ride which was housed in this pavilion. It had a circular motion to it, but was advertised as moving "north, east, south and west" (see photograph 147 and history data, page III-123).

Photograph 146 provides good information as to the Cuddle Up's appearance during the amusement park era. The photograph indicates that although the building has deteriorated considerably, the structure remains basically the same. It is an elliptical-shaped roof which appears to be supported by five massive columns and a ticket booth. The columns, however, are hollow and hide steel supports and, in at least four of the columns, drainage pipes. Steel is also concealed in the walls of the ticket booth. The drainage pipes at one time carried water from the roof to an underground drainage system.

Connecting the five columns and ticket booth around the perimeter of the Cuddle Up are steel beams which are boxed in with wood framing and fiberboard. On the north end, above the ticket booth, on this boxed-in

area are the stylized letters spelling Cuddle Up. These letters originally were outlined in neon lights. Two parallel lines of neon lights wrapped completely around this boxed-in area from one end to the other of the Cuddle Up sign (see photograph 148).

Above the boxed-in steel beams is the roof. The fascia of the roof overhang is about four feet out from the boxed-in area and consists of fiberboard decorated with three horizontal strips of wood of a contrasting color. Between the strips of wood were originally two rows of neon lights. At the top of the fascia is a strip of metal coping. The soffit between the boxed-in steel beams and the roof's fascia is covered with fiberboard.

During the amusement park era, tickets were sold at the ticket booth at the north end of the shelter. For crowd control, a railing consisting of uprights and three horizontal bars went around the outside of the ride, connecting the five columns and the ticket booth (see photograph 146).

c. Existing Conditions/Use

No remnants of the amusement park ride remain. The pavilion is now used for performances or any outdoor activities where a roof and/or stage is required. The stage is a portable wood platform which is kept at the north end, next to the ticket booth. The windows of the ticket booth have been boarded; the room is now used for storage.

The Cuddle Up is in poor condition. The elliptical-shaped tar and gravel roof sags so that after a rainfall water sits on the roof's edge and leaks down along the canopy's fascia. As a result, much of this fiberboard and wood has deteriorated or fallen off. The four drains visible on the roof appear to be at high points, and, therefore, would be useless even if the now defunct underground drainage system was still functioning.

The soffit and boxed-in area are also deteriorating and coming apart. The holes in the shelter's surfaces have provided access for birds. Wire

mesh has been installed to eliminate this problem; however, the rapid deterioration of the finishes continues to provide new entrances.

Although the Cuddle Up sign still exists at the north end, all the neon lights have been removed. The railing which once enclosed the ride is also gone.

d. Recommendations

(1) Install a new tar and gravel roof with adequate drainage provisions; rehabilitate the drainage system in the columns.
(2) Replace or repair all of the deteriorated wood trim and fiberboard to match the existing.
(3) Cover the ceiling with a smooth-surfaced material or wire mesh to keep the birds out.
(4) Repair the door to the ticket booth, and either restore the windows or retain them as boarded openings.
(5) Restore the neon lights.
(6) Replace the gravel with a smooth-surfaced floor.
(7) Repair the stucco columns.

2. Structural Data

a. Structural Description

The overall dimension of the Cuddle Up is 44 feet by 76 feet. It is steel and wood frame construction. The roof is supported by 2 by 10 joists at 24 inches on center, spanning a maximum of 16 feet. The joists are supported by steel beams and six perimeter columns. Wood framing encloses the steel beams forming a boxed-in area around the perimeter of the Cuddle Up, about 4 feet in from the roof's edge.

b. Existing Structural Conditions

Excessive deflection of the roof, especially at the corners, has created roof drainage problems. Instead of flowing to the roof drains, water

runs over the roof's edge and gets behind the roof's fascia. Water has caused extensive damage (rotting) to the roof sheathing, wood joists, and wood framing around the steel beams. Many of the joists have been replaced or scabbed with new joists.

The existing steel beams have many areas of peeling paint and minor rust.

c. Load Bearing Analysis

Minimum roof live loads from the 1984 BOCA Basic National Building Code will be used for comparison.

Location	Occupancy or Use	Minimum Live Load (psf)
Roof	--	20

The roof load analysis is summarized below:

Roof Load Analysis
Cuddle Up

Location	Allowable Total Load (psf)	Existing Dead Load (psf)	Allowable Live Load (psf)
Roof	38	17	21

Note: Wood members were identified as southern pine by the Forest Products Laboratory, and the current allowable stresses for southern pine were used in the load bearing analysis.

Comparing the allowable live load with the minimum live load requirement shows that the allowable live load exceeds the minimum requirement.

d. Recommendations

Based on the existing structural conditions of the Cuddle Up, the following recommendations are made:

(1) The entire wood-framed portion of the roof (sheathing, soffits and joists) should be removed and replaced. The roof should be redesigned with stiffer corners and a correct slope for proper drainage.

(2) The existing steel beams should be sand blasted and painted to prevent further deterioration.

e. Cost Estimate

Class "C" Construction Cost Estimate
Structural Rehabilitation

Cuddle Up
February 1986

	Item	Quantity	Unit Cost	Amount
1.	Remove Built-up Roof and Install New (Including 1/2" Plywood Sheathing)	2,950 SF	$ 5	$14,750
2.	Remove Wood Framing and Install New	2,950 SF	5	14,750
3.	Remove Fascia and Soffit and Install New (1/2" Plywood) Including Painting	3,030 SF	5	15,150
	SUBTOTAL			$44,700
	20% Contingencies			9,000
Total (FY 86 Construction)				$53,700

I. IMPACT ANALYSIS

In sections A through H above, recommendations have been made for work to be done on the eight buildings at Glen Echo Park that contribute to the architectural and historical significance of the historic district. The proposed work will help restore the amusement park era appearance of Glen Echo, halt further deterioration of the eight buildings, and make the buildings structurally safe.

Using the criteria of effect, 36 CFR Part 800.3(a), it is determined that this work will have an effect on the structures. However, applying the criteria of adverse effect, 36 CFR Part 800.3(b), indicates that this effect will probably not be adverse:

(1) The proposed work will not result in the destruction of significant features of the buildings even though a substantial amount of repair work is recommended. Deteriorated historic features will be removed, but any significant features that are removed will be replaced with materials that match the original fabric. Also, wherever possible, the existing historic features will be repaired rather than replaced.

(2) The proposed work will neither isolate the buildings from their surrounding environment nor alter their surrounding environment. These buildings make up a historic district. The proposed work will help recreate the amusement park era appearance of Glen Echo Park.

(3) The proposed work will not introduce visual, audible or atmospheric elements that are out of character with the property and will not alter its setting.

On the exterior of the bumper car pavilion, there are wire ropes providing lateral support. A structural analysis of this existing lateral bracing system revealed that it is inadequate

and additional wire ropes are needed. These wire ropes, however, are not compatible with the original appearance of the bumper car pavilion, and, therefore, it would be desirable to remove them. Alternate methods of lateral support have been studied, but they all involve the destruction of historic fabric as well as the introduction of nonhistoric elements that would alter the building's appearance. It is concluded that supplementing the current bracing system would have less negative impact on the building than the alternative solutions.

(4) The proposed work will not result in the transfer, sale, deterioration, or destruction of federally owned property.

J. RECOMMENDATIONS FOR FURTHER STUDY

This report focuses on the eight buildings that are listed in the National Register of Historic Places as elements that contribute to the historical significance of the park. The picnic grove is another contributing element, but is not considered in this report. Because the site plays an important part in recreating the historic scene, it is recommended that an evaluation be done of the historic landscape and that recommendations be made for its restoration.

K. SOURCES CONSULTED

National Park Service. Denver Service Center. "Special Study: Existing Conditions Study, Glen Echo Park Facilities," by Patrick Macdonald. 1981.

National Park Service. "Cultural Resources Management Guidelines, NPS 28." Release No. 3. August 1985.

National Park Service. "Glen Echo Park, Maryland, Management and Facilities Program." May 1984.

National Park Service. Management Policies. Washington, D.C. Government Printing Office. 1978.

National Park Service. "National Register of Historic Places Inventory--Nomination Form, Glen Echo Amusement Park." Prepared by Gary Scott and William H. Brabham, 1983-1984.

Ragan, Rosa Patton. "The Conservation of Three Carousel Pieces." 1983.

L. APPENDIXES



PHOTOGRAPH 1

Chautauqua Tower and Adjacent (now nonextant) Buildings
North and East Elevations
(1891, Richard Cook Collection)



PHOTOGRAPH 2

Chautauqua Tower and Adjacent (now nonextant) Buildings
West Elevation
(1891-1914)



PHOTOGRAPH 3

Park Entrance (Chautauqua Tower at far right)
South and East Elevations
(1896, Montgomery County Historical Society)



PHOTOGRAPH 4

Park Entrance (Chautauqua Tower at right)
South and East Elevations
(1897, Richard Cook Collection)



PHOTOGRAPH 5

Chautauqua Tower
West Elevation
(1919, Richard Cook Collection)



PHOTOGRAPH 6

Chautauqua Tower and Maintenance Shop
West Elevation
(1919, Richard Cook Collection)



PHOTOGRAPH 7

Park Entrance, (Chautauqua Tower and Maintenance Shop at right)
South and East Elevations
(1938, Richard Cook Collection)



PHOTOGRAPH 8

Park Entrance
Administration Building, Chautauqua Tower and Maintenance Shop
East Elevation
(1950s)



PHOTOGRAPH 9

Maintenance Shop, Chautauqua Tower and Entrance Canopy
West Elevation
(1950s)



PHOTOGRAPH 10

Maintenance Shop (behind Candy Corner)
South and West Elevations
(1950s, Abram Baker Collection)



PHOTOGRAPH 11

Chautauqua Tower
Metal Roof and Overhang
(1970s, NPS Collection)



PHOTOGRAPH 12

Maintenance Shop and Chautauqua Tower
South and West Elevations
(1985, NPS Collection)



PHOTOGRAPH 13

Chautauqua Tower and Maintenance Shop
South and East Elevations
(1985, NPS Collection)



PHOTOGRAPH 14

Chautauqua Tower
Wood Shingle Roof and Copper Gutter
(1985, NPS Collection)



PHOTOGRAPH 15

Chautauqua Tower
Copper Gutter
(1985, NPS Collection)



PHOTOGRAPH 16

Chautauqua Tower
Wood Shingle Roof and Overhang
(1985, NPS Collection)



PHOTOGRAPH 17

Chautauqua Tower
Overhang
(1985, NPS Collection)



PHOTOGRAPH 18

Chautauqua Tower
Flashing at Chimney
(1985, NPS Collection)



PHOTOGRAPH 19

Carousel
Interior, Dentzel Carousel
(1922)



PHOTOGRAPH 20

Carousel
(1924, Richard Cook Collection)



PHOTOGRAPH 21

Carousel
Northeast Elevation
(Late 1920s, Richard Cook Collection)



PHOTOGRAPH 22

Carousel
Overhang and Light Fixtures (at left)
(Early 1930s, Richard Cook Collection)



PHOTOGRAPH 23

Aerial View of Glen Echo Park
Carousel Roof (at center)
(1938, Richard Cook Collection)



PHOTOGRAPH 24

Carousel
Northeast Elevation
(1939, Library of Congress)



PHOTOGRAPH 25

Carousel
Northeast Elevation
(1955-56)



PHOTOGRAPH 26

Carousel (at far right)
(1950s, Abram Baker Collection)



PHOTOGRAPH 27

Carousel
Interior, Wurlitzer Band Organ
(1950s, Abram Baker Collection)

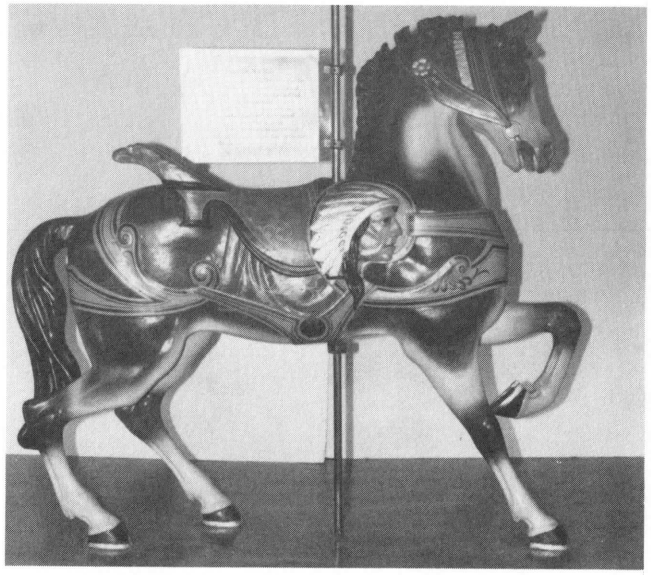

PHOTOGRAPH 28

Carousel Animal (restored), Outer Ring
(1986, NPS Collection)



PHOTOGRAPH 29

Carousel Animal, Outer Ring
(1986, NPS Collection)



PHOTOGRAPH 30

Carousel Animal, Outer Ring
(1986, NPS Collection)



PHOTOGRAPH 31

Carousel Circus Chariot, Outer Ring
(1986, NPS Collection)



PHOTOGRAPH 32

Carousel Animal, Outer Ring
(1986, NPS Collection)



PHOTOGRAPH 33

Carousel Animal, Outer Ring
(1986, NPS Collection)



PHOTOGRAPH 34

Carousel Animal, Outer Ring
(1986, NPS Collection)

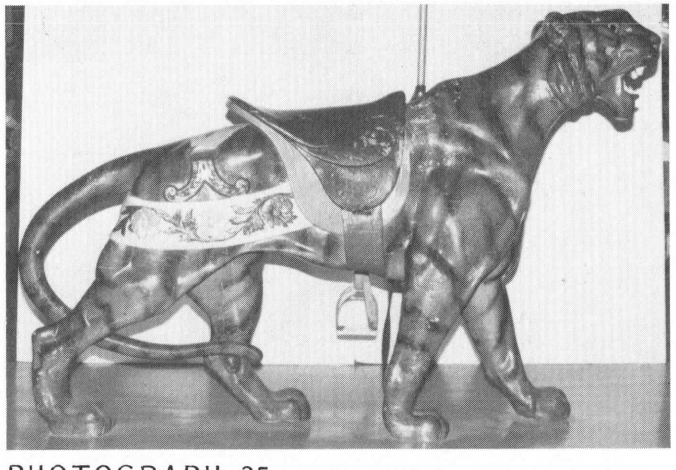

PHOTOGRAPH 35

Carousel Animal, Outer Ring
(1986, NPS Collection)



PHOTOGRAPH 36

Carousel Animal, Outer Ring
(1986, NPS Collection)

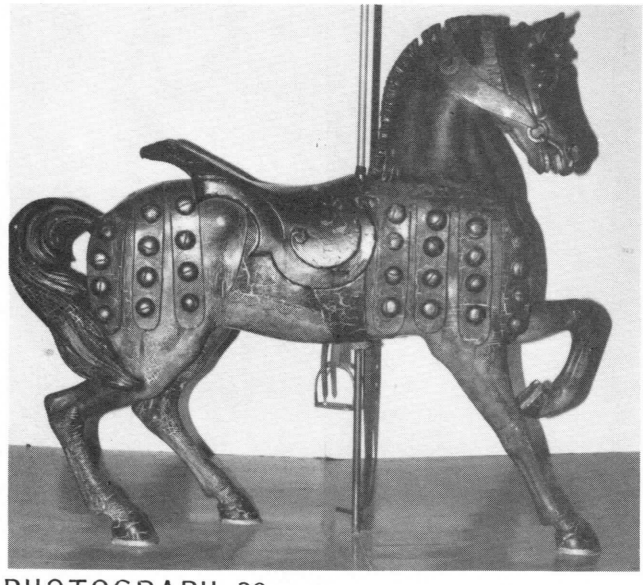

PHOTOGRAPH 38

Carousel Animal, Outer Ring
(1986, NPS Collection)

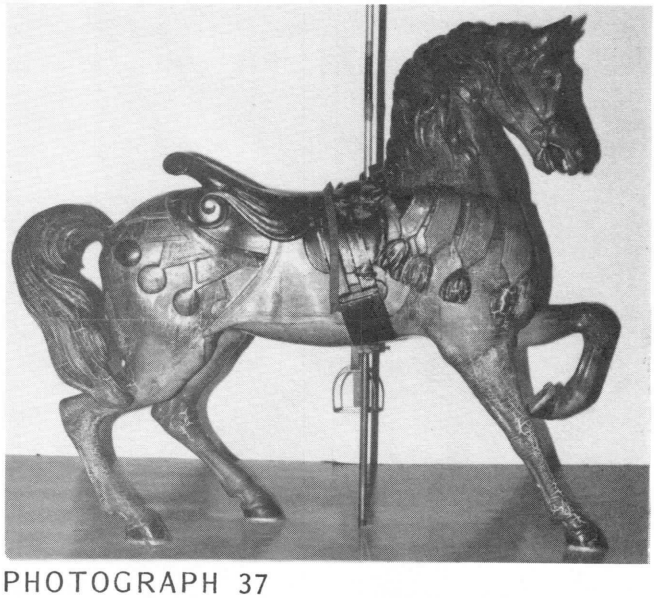

PHOTOGRAPH 37

Carousel Animal, Outer Ring
(1986, NPS Collection)

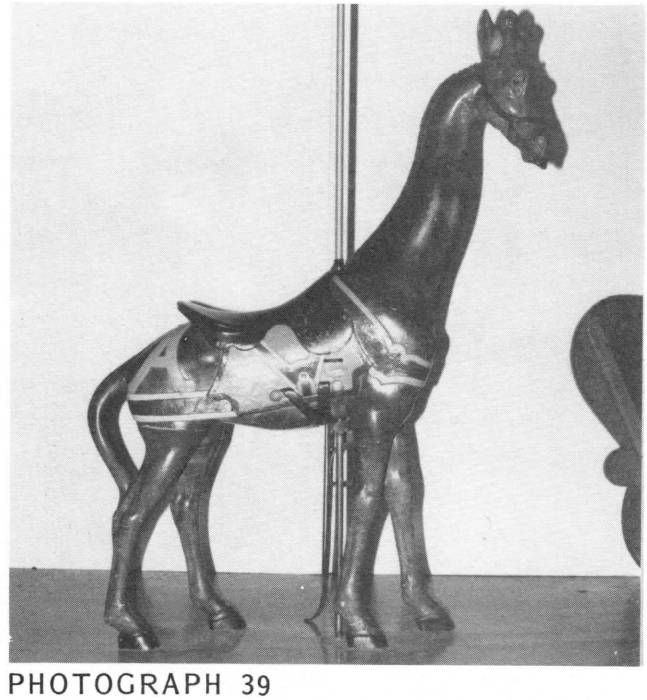

PHOTOGRAPH 39

Carousel Animal, Outer Ring
(1986, NPS Collection)



PHOTOGRAPH 40

Carousel Circus Chariot, Outer Ring
(1986, NPS Collection)



PHOTOGRAPH 41

Carousel Animal, Outer Ring
(1986, NPS Collection)



PHOTOGRAPH 42

Carousel Animal, Outer Ring
(1986, NPS Collection)



PHOTOGRAPH 43

Carousel Animal, Outer Ring
(1986, NPS Collection)

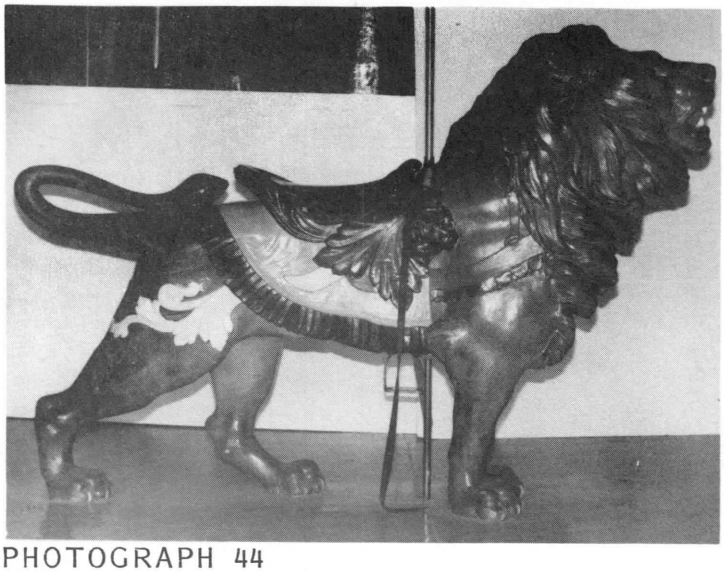

PHOTOGRAPH 44

Carousel Animal, Outer Ring
(1986, NPS Collection)



PHOTOGRAPH 45

Carousel Animal, Outer Ring
(1986, NPS Collection)



PHOTOGRAPH 46

Carousel Animal, Middle Ring
(1986, NPS Collection)



PHOTOGRAPH 47

Carousel Animal, Middle Ring
(1986, NPS Collection)



PHOTOGRAPH 48

Carousel Animal, Middle Ring
(1986, NPS Collection)



PHOTOGRAPH 50

Carousel Animal, Middle Ring
(1986, NPS Collection)



PHOTOGRAPH 49

Carousel Animal, Middle Ring
(1986, NPS Collection)



PHOTOGRAPH 51

Carousel Animal, Middle Ring
(1986, NPS Collection)



PHOTOGRAPH 52

Carousel Animal, Middle Ring
(1986, NPS Collection)



PHOTOGRAPH 54

Carousel Animal, Middle Ring
(1986, NPS Collection)



PHOTOGRAPH 53

Carousel Animal, Middle Ring
(1986, NPS Collection)



PHOTOGRAPH 55

Carousel Animal, Middle Ring
(1986, NPS Collection)



PHOTOGRAPH 56

Carousel Animal, Middle Ring
(1986, NPS Collection)

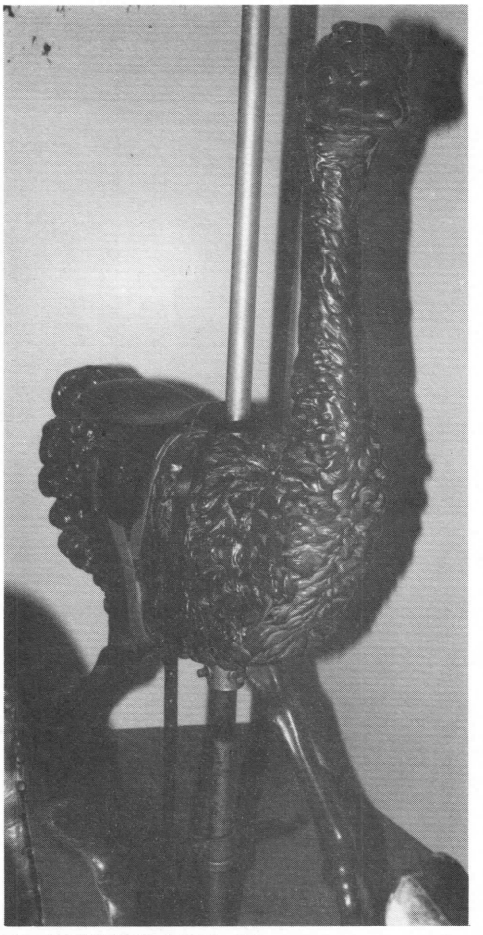

PHOTOGRAPH 58

Carousel Animal, Middle Ring
(1986, NPS Collection)



PHOTOGRAPH 57

Carousel Animal, Middle Ring
(1986, NPS Collection)



PHOTOGRAPH 59

Carousel Animal, Middle Ring
(1986, NPS Collection)

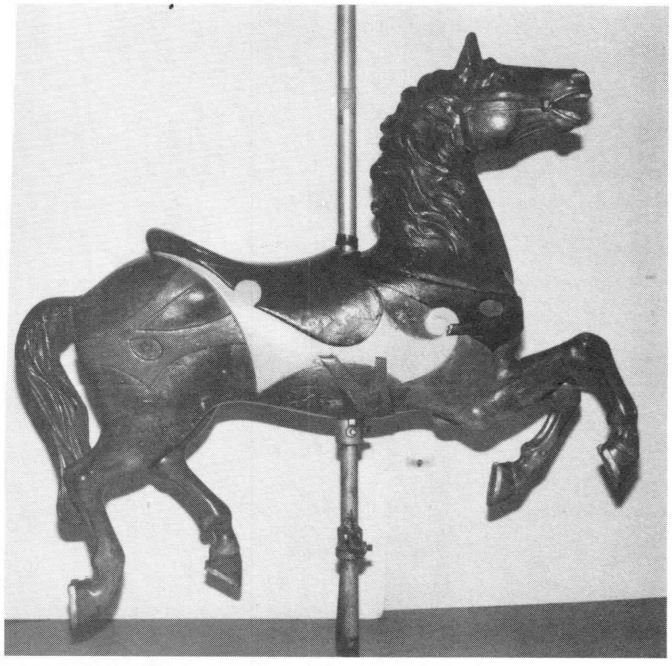

PHOTOGRAPH 60

Carousel Animal, Middle Ring
(1986, NPS Collection)



PHOTOGRAPH 62

Carousel Animal, Middle Ring
(1986, NPS Collection)



PHOTOGRAPH 61

Carousel Animal, Middle Ring
(1986, NPS Collection)



PHOTOGRAPH 63

Carousel Animal, Middle Ring
(1986, NPS Collection)



PHOTOGRAPH 64

Carousel Animal, Inner Ring
(1986, NPS Collection)

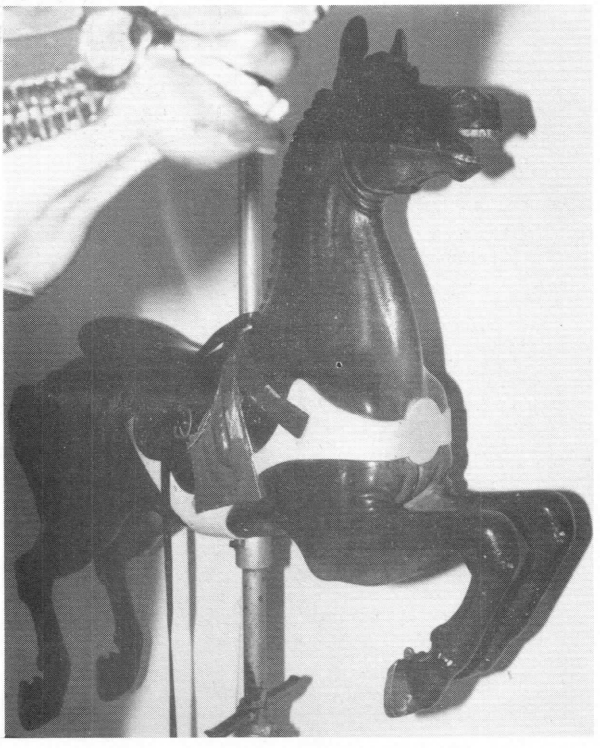

PHOTOGRAPH 66

Carousel Animal, Inner Ring
(1986, NPS Collection)



PHOTOGRAPH 65

Carousel Animal, Inner Ring
(1986, NPS Collection)



PHOTOGRAPH 67

Carousel Animal, Inner Ring
(1986, NPS Collection)



PHOTOGRAPH 68

Carousel Animal, Inner Ring
(1986, NPS Collection)



PHOTOGRAPH 69

Carousel Animal, Inner Ring
(1986, NPS Collection)



PHOTOGRAPH 70

Carousel Animal, Inner Ring
(1986, NPS Collection)



PHOTOGRAPH 71

Carousel Animal, Inner Ring
(1986, NPS Collection)



PHOTOGRAPH 72

Carousel Animal, Inner Ring
(1986, NPS Collection)



PHOTOGRAPH 74

Carousel Animal, Inner Ring
(1986, NPS Collection)



PHOTOGRAPH 73

Carousel Animal, Inner Ring
(1986, NPS Collection)



PHOTOGRAPH 75

Carousel Animal, Inner Ring
(1986, NPS Collection)

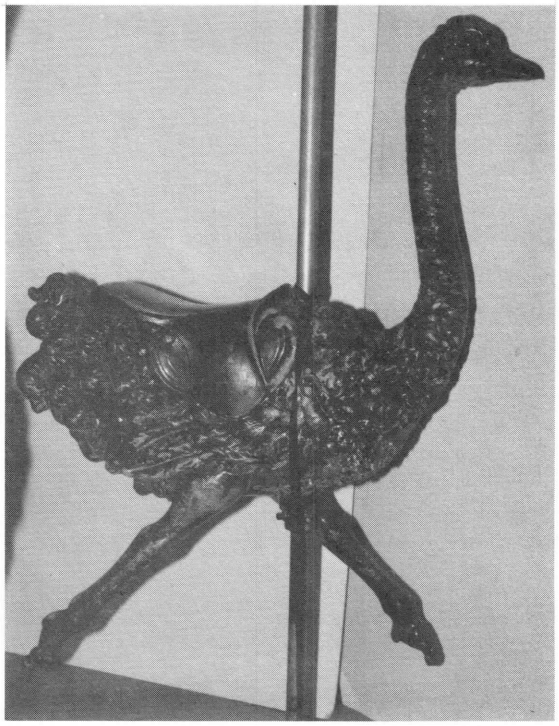

PHOTOGRAPH 76

Carousel Animal, Inner Ring
(1986, NPS Collection)



PHOTOGRAPH 77

Carousel Animal, Inner Ring
(1986, NPS Collection)



PHOTOGRAPH 78

Carousel Animal, Inner Ring
(1986, NPS Collection)



PHOTOGRAPH 79

Carousel Animal, Inner Ring
(1986, NPS Collection)



PHOTOGRAPH 80

Carousel Animal, Inner Ring
(1986, NPS Collection)



PHOTOGRAPH 81

Carousel Animal, Inner Ring
(1986, NPS Collection)



PHOTOGRAPH 82

Carousel Drum (restored section)
(1986, NPS Collection)



PHOTOGRAPH 83

Bumper Car Pavilion
Interior
(1920s, Richard Cook Collection)



PHOTOGRAPH 84

Bumper Car Pavilion
Interior
(Late 1920s, Library of Congress)



PHOTOGRAPH 85

Bumper Car Pavilion, West Elevation (Early 1930s, Richard Cook Collection)



PHOTOGRAPH 86

Bumper Car Pavilion
North and West Elevations
(1930s)



PHOTOGRAPH 87

Bumper Car Pavilion
Interior
(mid-1950s, Richard Cook Collection)



PHOTOGRAPH 88

Bumper Car Pavilion
Interior
(mid-1960s, Montgomery County Historical Society)



PHOTOGRAPH 89

Bumper Car Pavilion, South Elevation (right)
Spanish Ballroom, East Elevation (left)
(1968, Montgomery County Historical Society)



PHOTOGRAPH 90

Bumper Car Pavilion
Interior
(1969, NPS Collection)



PHOTOGRAPH 91

Bumper Car Pavilion
Railing Detail on West Elevation
(1985, NPS Collection)



PHOTOGRAPH 92

Bumper Car Pavilion
West Gable
(1985, NPS Collection)



PHOTOGRAPH 93

Bumper Car Pavilion
Overhang Detail on West Elevation
(1985, NPS Collection)



PHOTOGRAPH 94

Bumper Car Pavilion
Outrigger on West Elevation
(1985, NPS Collection)



PHOTOGRAPH 95

Crystal Pool
Architect's Drawing
(1931, Richard Cook Collection)



PHOTOGRAPH 96

Crystal Pool: First Aid Building
South Elevation
(1933, Horocratz Collection, Library of Congress)



PHOTOGRAPH 97
Crystal Pool: Swimming and Diving Pools and Grandstand



Crystal Pool: Entrance Pylon
Northeast Elevation
(1940s, Richard Cook Collection)



PHOTOGRAPH 99

Crystal Pool: Diving Rool and Rear of Entrance Pylon
(1948, Richard Cook Collection)



PHOTOGRAPH 100

Crystal Pool: Entrance Pylon and Stone Wall
(1950s, Abram Baker Collection)



PHOTOGRAPH 101

Crystal Pool: Ramp to Grandstand
North Elevation
(1950s, Abram Baker Collection)



PHOTOGRAPH 102

Crystal Pool: Ramp to Nonextant Grandstand
North Elevation
(1950s, Abram Baker Collection)



PHOTOGRAPH 103

"Old" Spanish Ballroom
Interior
(1925, Richard Cook Collection)



PHOTOGRAPH 104

"Old" Spanish Ballroom & Crystal Pool Beach
(1932, Richard Cook Collection)



PHOTOGRAPH 105

"Old" Spanish Ballroom, West Elevation (upper right)
"Crystal Pool, Refreshment Stand, South Elevation (upper center)
(Early 1930s)



PHOTOGRAPH 106

Spanish Ballroom
Architectural drawing of North and West Elevations
(1933, Town of Glen Echo, Maryland)



PHOTOGRAPH 107

Spanish Ballroom
North Elevation
(1933, Horocratz Collection, Library of Congress)



PHOTOGRAPH 108

Spanish Ballroom
Open Promenade Deck
(1933)



PHOTOGRAPH 109

Spanish Ballroom
Interior, East Wall of Room 101
(1933, Horocratz Collection, Library of Congress)



PHOTOGRAPH 110

Spanish Ballroom
Interior, East Wall of Room 101
(1933)



PHOTOGRAPH 111

Spanish Ballroom
Interior, South Wall of Room 101
(1933, Library of Congress)



PHOTOGRAPH 112

Spanish Ballroom
Interior, North Wall of Room 101
(1933, Library of Congress)



PHOTOGRAPH 113

Spanish Ballroom
Interior, West Wall of Room 101
(1933, Richard Cook Collection)



PHOTOGRAPH 114

Spanish Ballroom
Interior, West Wall of Rooms 112 & 113
(1933, Horocratz Collection, Library of Congres



PHOTOGRAPH 115

Spanish Ballroom
Interior, Room 101
(1950s, Abram Baker Collection)



PHOTOGRAPH 116

Spanish Ballroom
North Elevation
(Late 1950s, Pat Lee Collection)



PHOTOGRAPH 117

Spanish Ballroom
North Elevation
(1950s, Abram Baker Collection)



PHOTOGRAPH 118

Spanish Ballroom
North Elevation
(1950s, Abram Baker Collection)



PHOTOGRAPH 119

Spanish Ballroom
North Elevation
(prior to 1964)



PHOTOGRAPH 120

Spanish Ballroom
East Elevation of North Tower
(1985, NPS Collection)



PHOTOGRAPH 121

Spanish Ballroom
Wood Trim around Windows 225-229
(1985, NPS Collection)



PHOTOGRAPH 122

Spanish Ballroom
Detail of Railings
(1985, NPS Collection)



PHOTOGRAPH 123

Spanish Ballroom
Detail of Wood Ornamentation
(1985, NPS Collection)



PHOTOGRAPH 124

Spanish Ballroom
Detail of Boarded Openings in Room 119
(1985, NPS Collection)



PHOTOGRAPH 125

Spanish Ballroom
Interior, East Elevation of Room 101
(1984, NPS Collection)



PHOTOGRAPH 126

Spanish Ballroom
Interior, West Elevation of Room 101
(1985, NPS Collection)



PHOTOGRAPH 127

Spanish Ballroom
Interior, Floor in Room 119
(1985, NPS Collection)



PHOTOGRAPH 128

Spanish Ballroom
Interior, South Wall of Room 119
(1985, NPS Collection)



PHOTOGRAPH 129

Administration Building
West Elevation
(1950s, Abram Baker Collection)



PHOTOGRAPH 130

Administration Building (at right)
(1950s, Abram Baker Collection)



PHOTOGRAPH 131

Park Entrance
Administration Building
North and East Elevations
(1950s, Abram Baker Collection)



PHOTOGRAPH 132

Chautauqua Tower, Southwest Elevation
Administration Building, North and West Elevations
(1950s, Abram Baker Collection)



PHOTOGRAPH 133

Administration Building
West Elevation
(mid-1950s, Richard Cook Collection)



PHOTOGRAPH 134

Administration Building
North and West Elevations
(Abram Baker Collection)



PHOTOGRAPH 135

Administration Building
"Pop Corn" Sign
(NPS Collection)



PHOTOGRAPH 136

Administration Building
West Elevation
(1969, Montgomery County Historical Society)



PHOTOGRAPH 137

"Old" Arcade
West Elevation
(Richard Cook Collection)



PHOTOGRAPH 138

Arcade
West Elevation
(1948, Abram Baker Collection)



PHOTOGRAPH 139

Arcade
West Elevation
(1950s, Abram Baker Collection)



PHOTOGRAPH 140

Aerial View of Glen Echo Park
Administration/Arcade Complex (at right)
(1952-1957, Richard Cook Collection)



PHOTOGRAPH 141

Arcade
West Elevation
(1950s, Abram Baker Collection)



PHOTOGRAPH 142

Arcade
West Elevation
(1958 or later)



PHOTOGRAPH 143

Arcade
Interior, South Wall of Shooting Gallery
(1985, NPS Collection)



PHOTOGRAPH 144

Arcade
Interior, North Wall of Shooting Gallery
(1985, NPS Collection)



PHOTOGRAPH 145

Arcade
Interior, East Wall of Shooting Gallery
(1985, NPS Collection)



PHOTOGRAPH 146

Cuddle Up
North and East Elevations



PHOTOGRAPH 147

Cuddle Up
Interior
(Late 1960s, Richard Cook Collection)



PHOTOGRAPH 148

Cuddle Up
North Elevation

2. List of Abbreviations

The following list contains abbreviations that have been used in the existing conditions drawings. Many of these abbreviations were used only on the room finish schedules.

ABV.	ABOVE
ABV. FIN. FLR.	ABOVE FINISH FLOOR
A/C	AIR CONDITIONING
ACOUS.	ACOUSTICAL
ALT.	ALTERNATE
ALUM.	ALUMINUM
APPROX.	APPROXIMATELY
ARCH.	ARCHITRAVE
BD.	BOARD
BEAD.	BEAD/BEADED
BLDG.	BUILDING
BLK.	BLOCK
BM.	BEAM
BRG.	BEARING
BTWN.	BETWEEN
CASE.	CASEMENT
CER.	CERAMIC
CLG.	CEILING
CLR.	CLEAR
C.M.U.	CONCRETE MASONRY UNIT
COL.	COLUMN
CONC.	CONCRETE
CONT.	CONTINUOUS

C.S.	CROSS SECTIONAL
D. or DR.	DOOR
DBL.	DOUBLE
DIAG.	DIAGONAL
DN.	DOWN
E.	EAST
E.F.	EACH FACE
E.W.	EACH WAY
EA.	EACH
EQ.	EQUAL
EQUIP.	EQUIPMENT
EXP.	EXPOSED
EXT.	EXTERIOR
F.V.	FIELD VERIFIED
FIBERBD.	FIBERBOARD
FIN.	FINISH/FINISHED
FLR.	FLOOR
FR. or FRAM.	FRAMING
FTG.	FOOTING
H.C.	HOLLOW CORE
HGT.	HEIGHT
HORIZ.	HORIZONTAL
HR.	HOUR
HVAC	HEATING, VENTILATING AND AIR CONDITIONING
INSUL.	INSULATION/INSULATED
INT.	INTERIOR

L.	LIGHTS
L.F.	LINEAL FEET
LAV.	LAVATORY
MAX.	MAXIMUM
MTL.	METAL
N.	NORTH
O.C.	ON CENTER
P or PAN.	PANEL
P.N.	PLAN NORTH
PART.	PARTIAL
PARTIT.	PARTITION
PL.	PLATE
PLAS.	PLASTER
PLCS.	PLACES
PLYWD.	PLYWOOD
POLY.	POLYURETHANE
REINF.	REINFORCEMENT
R.	RISERS
RM.	ROOM
S.	SOUTH
S.C.	SOLID CORE
SEC.	SECTION
SHEATH.	SHEATHING
SHT.	SHEET
SIM.	SIMILAR
SQ.	SQUARE

STD.	STANDARD
STL.	STEEL
T.	TREADS
T & B	TOP AND BOTTOM
T & G	TONGUE AND GROOVE
TYP.	TYPICAL
UNFIN.	UNFINISHED
V.A.T.	VINYL ASBESTOS TILE
VERT.	VERTICAL
W.	WEST
W. OR WIND.	WINDOW
WD.	WOOD

3. Drawings

GLEN ECHO PARK

HISTORIC STRUCTURE REPORT

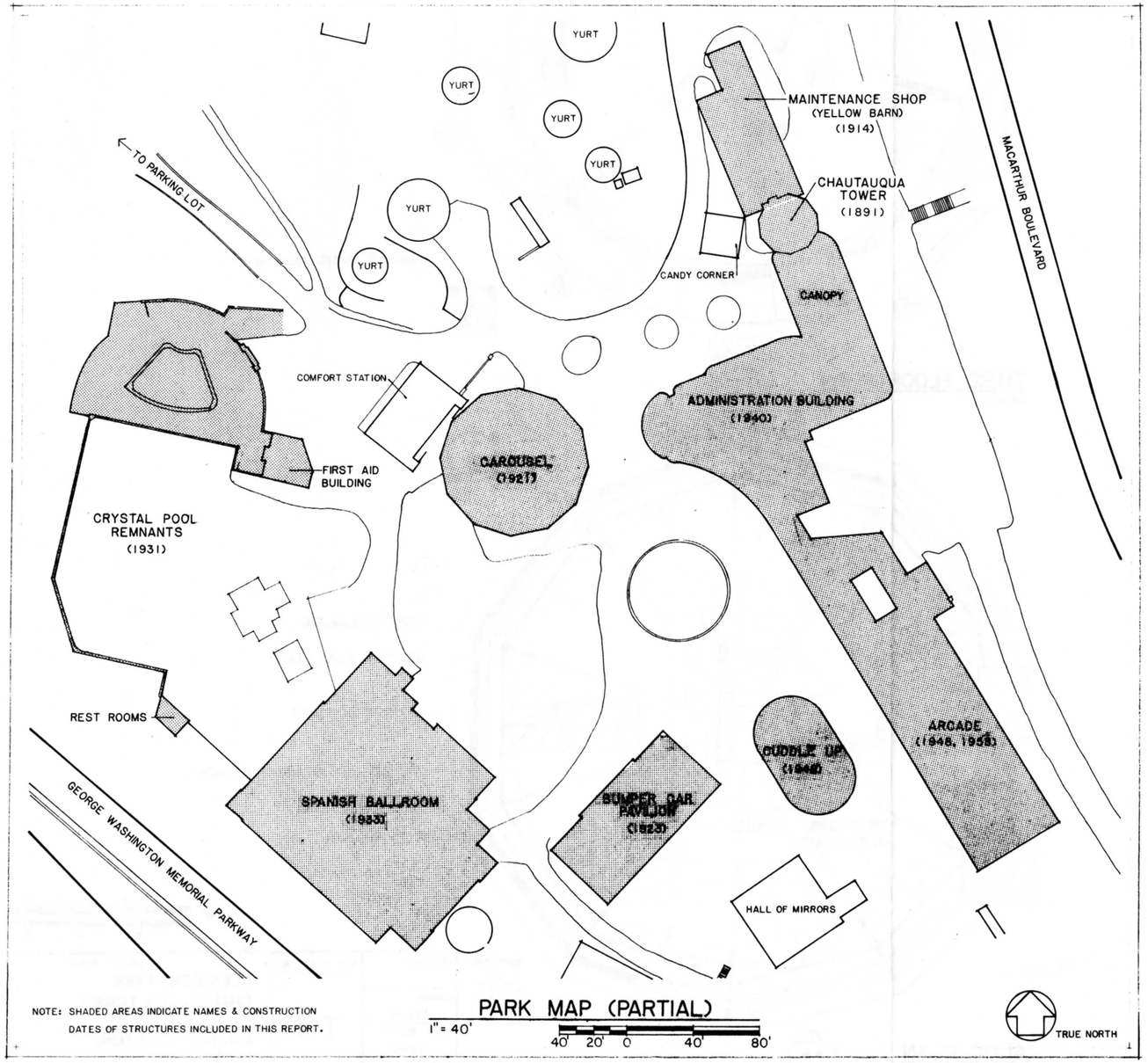

NOTE: SHADED AREAS INDICATE NAMES & CONSTRUCTION DATES OF STRUCTURES INCLUDED IN THIS REPORT.

PARK MAP (PARTIAL)
1" = 40'
40' 20' 0 40' 80'

INDEX TO DRAWINGS

SUB SHEET NO.		SHEET NO.
	COVER SHEET	1
	CHAUTAUQUA TOWER	
T1	FLOOR PLANS	2
T2	ELEVATIONS	3
T3	ROOM FINISH SCHEDULE	4
T4, T5	STRUCTURAL PLANS	5, 6
	MAINTENANCE SHIOP (YELLOW BARN)	
Y1	FLOOR PLANS	7
Y2, Y3	ELEVATIONS	8, 9
Y4	ROOM FINISH SCHEDULE	10
Y5, Y6	STRUCTURAL PLANS	11, 12
Y7, Y8	PROPOSED REHABILITATION	13, 14
	CAROUSEL	
C1	FLOOR PLAN	15
C2, C3	ELEVATIONS	16, 17
C4, C5	STRUCTURAL PLANS	18, 19
	BUMPER CAR PAVILION	
B1	FLOOR PLAN	20
B2, B3	ELEVATIONS	21, 22
B4, B5	STRUCTURAL PLANS	23, 24
B6, B7	PROPOSED REHABILITATION	25, 26
	CRYSTAL POOL REMNANTS	
P1-P3	FLOOR PLANS	27-29
P4-P8	ELEVATIONS	30-34
P8	ROOM FINISH SCHEDULE	34
P9	STRUCTURAL PLANS	35
P10	PROPOSED REHABILITATION	36
	SPANISH BALLROOM	
S1-S5	FLOOR PLANS	37-41
S6	ROOF PLAN	42
S7-S10	ELEVATIONS	43-46
S10-S12	ROOM FINISH SCHEDULE	46-48
S13-S16	STRUCTURAL PLANS	49-52
S17	ORIGINAL FLOOR PLANS	53
S18-S20	PROPOSED REHABILITATION	54-56
	ADMINISTRATION/ARCADE COMPLEX	
A1-A9	FLOOR PLANS	57-65
A10-A18	ELEVATIONS	66-74
A19-A24	ROOM FINISH SCHEDULE	75-80
A25-A33	STRUCTURAL PLANS	81-89
A34-A38	PROPOSED REHABILITATION	90-94
	CUDDLE UP	
U1	FLOOR PLANS	94
U2	ELEVATIONS	96
U3	STRUCTURAL PLANS	97
U4	PROPOSED REHABILITATION	98

NATIONAL PARK SERVICE
Department of the Interior

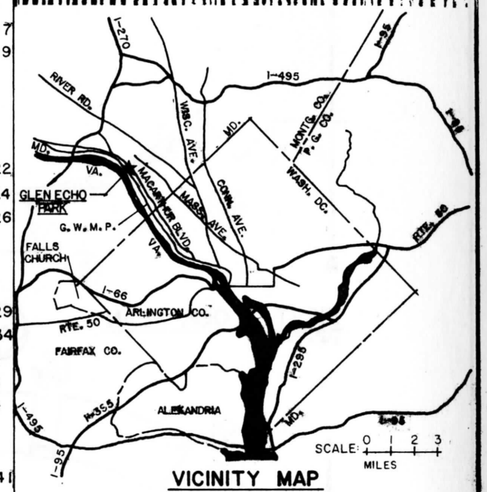

VICINITY MAP

LEGEND

- BRICK (SECTION)
- STONE (SECTION)
- CONCRETE (SECTION)
- WOOD (SECTION)
- CONCRETE MASONRY UNIT (SECTION)
- GYPSUM BLOCK (SECTION)
- PN — PLAN NORTH
- METAL STUDS (SECTION)

(PLAN NORTH IS NOT TRUE NORTH: IT IS THE ORIENTATION USED ON THE DRAWINGS TO FACILITATE CROSS-REFERENCING)

UNITED STATES
DEPARTMENT OF THE INTERIOR
NATIONAL PARK SERVICE
DENVER SERVICE CENTER

PREPARED
SHUFELT
DESIGNED
FIELDS
DRAWN
FLEMING
CHECKED
12/86
DATE

TITLE OF DRAWING
GLEN ECHO PARK HISTORIC STRUCTURE REPORT
LOCATION WITHIN PARK
GLEN ECHO PARK
NAME OF PARK
GEORGE WASHINGTON MEMORIAL PARKWAY
N.C.R. REGION | MONTGOMERY COUNTY | MARYLAND STATE

DRAWING NO.
851
25,000
PCTP PKG. 183
SHEET 1 OF 98

BASIC DATA

* GPO: 1974 678-705

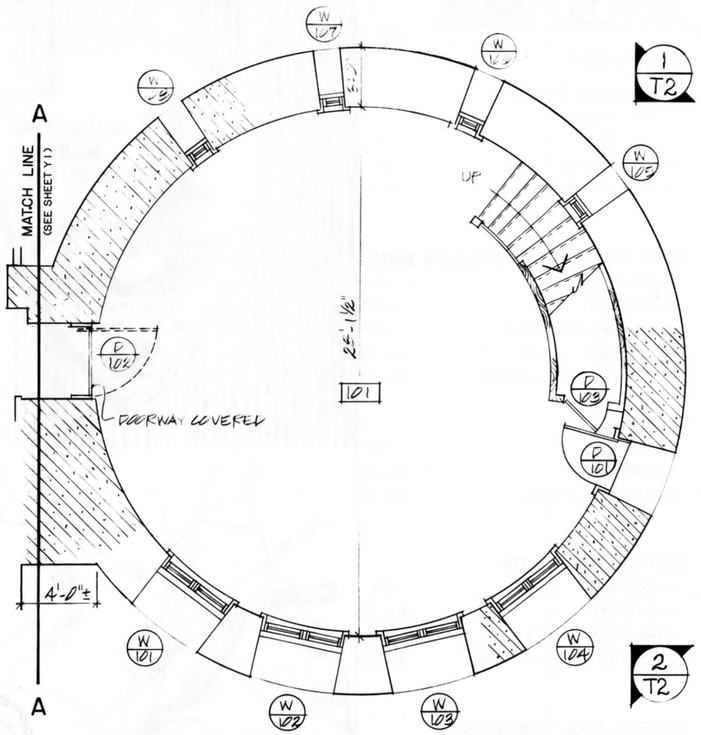

FIRST FLOOR PLAN
1/4" = 1'-0"

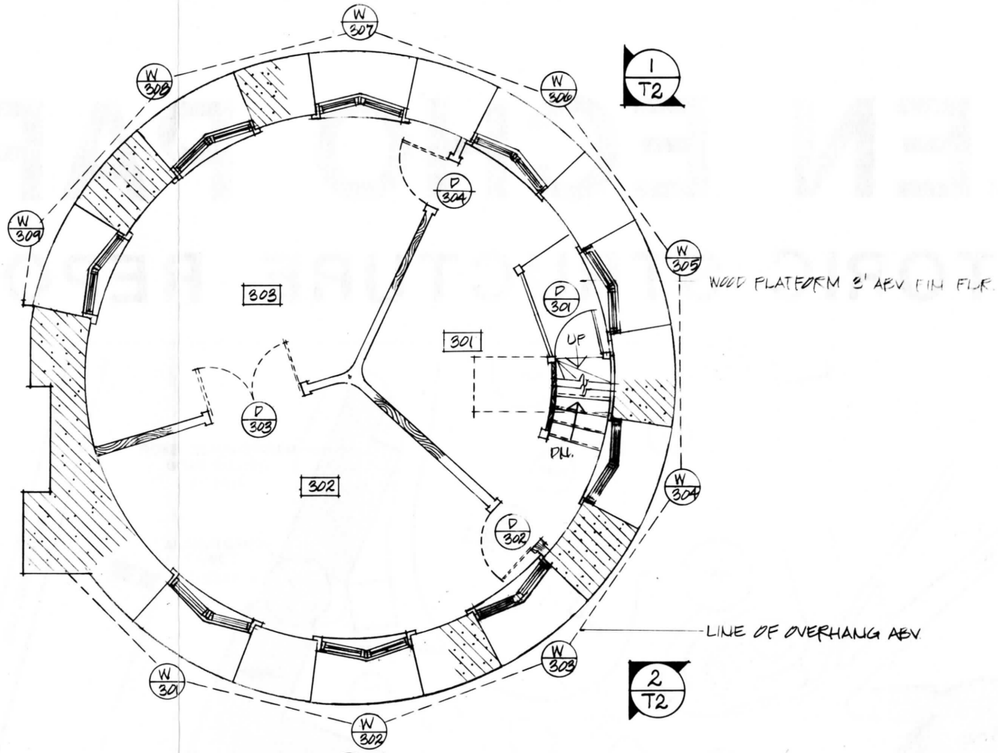

THIRD FLOOR PLAN
1/4" = 1'-0"

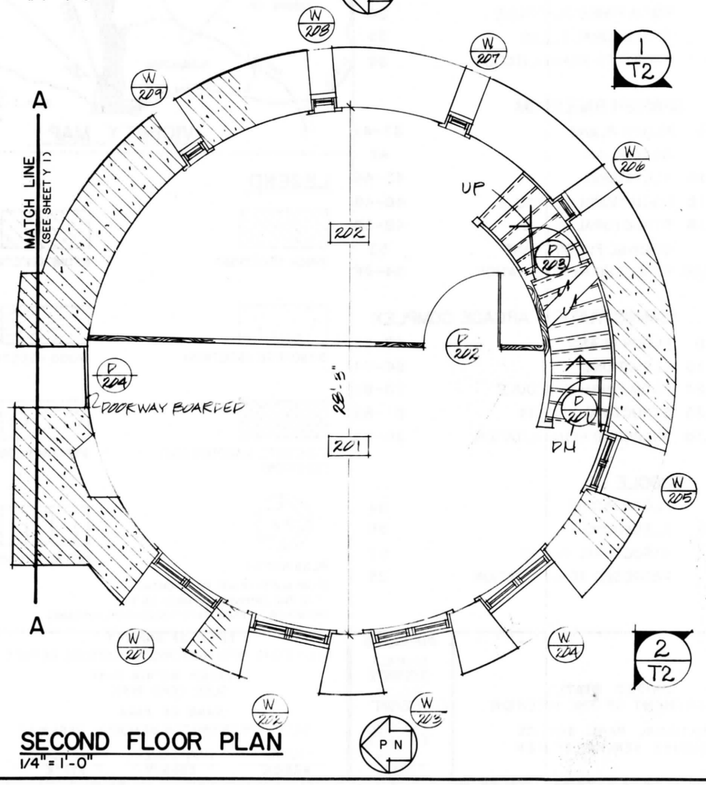

SECOND FLOOR PLAN
1/4" = 1'-0"

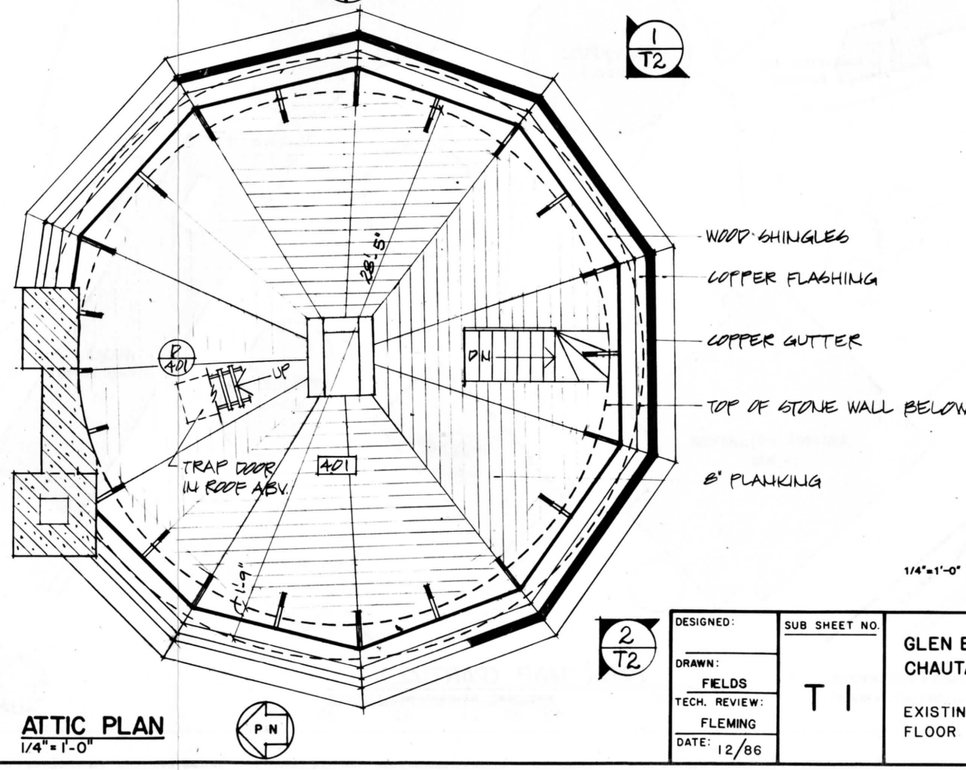

ATTIC PLAN
1/4" = 1'-0"

1/4" = 1'-0" FEET METERS

DESIGNED:	SUB SHEET NO.	TITLE OF SHEET	DRAWING NO.
DRAWN: FIELDS	T 1	GLEN ECHO PARK CHAUTAUQUA TOWER	851 25,000
TECH. REVIEW: FLEMING		EXISTING CONDITIONS FLOOR PLANS	PKG. NO. 183
DATE: 12/86			SHEET 2 OF 98



1 T2 SOUTHEAST ELEVATION



2 T2 SOUTHWEST ELEVATION

DESIGNED:	SUB SHEET NO.	TITLE OF SHEET	DRAWING NO.	
DRAWN: SHUFELT	T 2	GLEN ECHO PARK CHAUTAUQUA TOWER	851 25,000	
TECH. REVIEW: FLEMING		EXISTING CONDITIONS ELEVATIONS	PKG. NO. 183	SHEET 3
DATE: 12/86				OF 98

55772
OZALID

ROOM FINISH SCHEDULE

BLDG.	FLOOR	ROOM	FLOOR MAT.	FLOOR FIN.	WALLS NORTH MAT.	WALLS NORTH FIN.	WALLS EAST MAT.	WALLS EAST FIN.	WALLS SOUTH MAT.	WALLS SOUTH FIN.	WALLS WEST MAT.	WALLS WEST FIN.	CEILING MAT.	CEILING FIN.	CEILING HGT.	BASE MAT.	BASE FIN.	BASE HGT.	ARCHITRAVE MAT.	ARCHITRAVE FIN.	ARCHITRAVE SIZE	DOORS NOS.	DOORS FRAME/DOOR MAT.	DOORS FRAME/DOOR FIN.	DOORS DOOR SIZE	WINDOWS NOS.	WINDOWS FRAME/SASH MAT.	WINDOWS FRAME/SASH FIN.	REMARKS
CHAUTAUQUA TOWER	FIRST	101	2½" T&G WOOD	CLEAR	STONE & MORTAR	NONE	STONE & MORTAR	NONE	DRYWALL VERTICAL BEADED BDS	PAINT CLEAR	STONE & MORTAR	NONE	DRYWALL	PAINT	10'-2¾"	WOOD	NONE	4⅛"	BEADED WD (PART AT D01 NOT BEADED)	PAINT	4¾"	D 101	5 PANEL WOOD	PAINT	2'-9⅞" x 6'-4⅛"	W 101-104	2 WD CASE. W/20 LIGHTS	PAINT	CLOSET UNDER STAIRS UNFIN.: PLASTER ON INT. WALL, STUDS OVER STONE ON EXT. WALL, EVIDENCE OF REMAINS OF LATH & PLASTER ON W. WALL, ARCH. & BASE AT EXT. WALLS PROJECTS OUT 4", STAIRS TO 2ND FLR: WD. W/ CLEAR FIN., 19 R (6⅞"), 18T (VARIES - 9⅛" - 11½")
																						D 102	BLOCKED	——	——	W 105-108	1 WD CASE. W/20 LIGHTS	PAINT	
																						D 103	H.C. FIBERED	NONE	2'-6" x 6'-5⅜"				
	SECOND	201	2½" T&G WOOD	NONE	STONE & MORTAR	NONE	PANELING	NONE	DRYWALL	PAINT	STONE & MORTAR	NONE	DRYWALL	PAINT	9'-11¼"	WOOD	PAINT	3¼" 0¾" (S)	WOOD (W 205, PART W 204 BEADED)	PAINT	4⅞"	D 201	5 PANEL WD	PAINT	2'-6" x 6'-5⅝"	W 201-205	2 WD CASEMENTS W/20 LIGHTS EA.	PAINT	ARCH. & BASE AT EXT. WALLS PROJECTS OUT 3-5". STONE FIREPLACE W/ BRICK ARCH.; SOME EVIDENCE OF PAINT OR DARK STAIN ON FLR.
																						D 202	H.C. PANELING	NONE	3'-11 7/8 x 7'-1 7/8"				
		202	2½" T&G WOOD	NONE	STONE & MORTAR	NONE	STONE & MORTAR	NONE	DRYWALL VERTICAL BEADED BDS.	PAINT PAINT	WD STUDS OVER PANELING	NONE	DRYWALL	PAINT	9'-11¼"	WOOD (N,E,S)	PAINT	3⅛" 9⅞" (S)	WOOD (W 206, BEADED)	PAINT	4½"	D 202	H.C. PANELING	NONE	3'-11 7/8 x 7'-1 7/8"	W 206-209	1 WD CASEMENT W/ 20 LIGHTS	PAINT	ARCH. & BASE AT EXT. WALLS PROJECTS OUT 3-5". STAIRS TO 3RD FLR: PAINTED WD., 14R (7"), 13T (VARIES - 9⅛" - 11¼"); SOME EVIDENCE OF PAINT OR DARK STAIN ON FLR., EVIDENCE OF LATH & PLASTER ON EXT. WALL & STAIR WALL
																						D 203	5 PANEL WD	PAINT	2'-5½ x 6'-1¾"				
	THIRD	301	3¼" T&G WOOD	NONE	PLASTER	PAINT	PLASTER	PAINT	STONE & MORTAR VERT BEADED BDS.	NONE NONE	STONE & MORTAR VERT BEADED BDS.	NONE PAINT	EXP. WD. FRAMING PLASTER	NONE PAINT	10'-4"	WOOD (AT PLASTER WALLS ONLY)	PAINT	5½"	WOOD	PAINT	3⅝" (WIND.), 4" (DRS. W/BEAD)	D 301	5 PANEL WOOD	PAINT (ATTIC SIDE - NONE)	2'-7⅝" x 6'-6" (WD. PIECES ADDED)	W 301, 308 & 309	2 WD CASEMENTS W/ 20 LIGHTS EA.	PAINT	STAIRS TO ATTIC: WD UNFIN., 12 R (7¾"), 11 T (9⅝"); SOME REMAINS OF PAINT ON FLOOR
		302	3¼" T&G WOOD	NONE	STONE & MORTAR	NONE	PLASTER	PAINT	PLASTER	PAINT	STONE & MORTAR	NONE	EXP. WD. FRAMING	NONE	10'-5¼"	WOOD (AT PLASTER WALLS ONLY)	PAINT	6"	WOOD	PAINT	3⅝" (WIND.), 4" (DRS. W/BEAD)	NONE	——	——	——	W 302-304	2 WD CASEMENTS W/ 20 LIGHTS EA.	PAINT	
		303	3¼" T&G WOOD	NONE	STONE & MORTAR	NONE	STONE & MORTAR	NONE	PLASTER	PAINT	PLASTER	PAINT	EXP. WD. FRAMING	NONE	10'-5"	WOOD (AT PLASTER WALLS ONLY)	PAINT	5⅛"	WOOD	PAINT	3⅝" (WIND.) 4" (DRS. W/BEAD)	NONE	——	——	——	W 305-307	2 WD CASEMENTS W/ 20 LIGHTS EA.	PAINT	
	FOURTH	401	1" x VARIOUS WIDTH BDS	NONE	EXP. WD. FRAMING	NONE	EXP. WD. FRAMING	NONE	EXP. WD. FRAMING	NONE	EXP. WD. FRAMING	NONE	EXP. WD. FRAMING	NONE	VARIES	NONE	——	——	NONE	——	——	NONE	——	——	——	NONE	——	——	WOOD TRAP DOOR IN ROOF

DESIGNED:	SUB SHEET NO.	TITLE OF SHEET	DRAWING NO.
DRAWN: SHUFELT	T 3	GLEN ECHO PARK CHAUTAUQUA TOWER EXISTING CONDITIONS ROOM FINISH SCHEDULE	851 25,000
TECH. REVIEW: FLEMING			PKG. NO. 183 — SHEET 4 OF 98
DATE: 12/86			

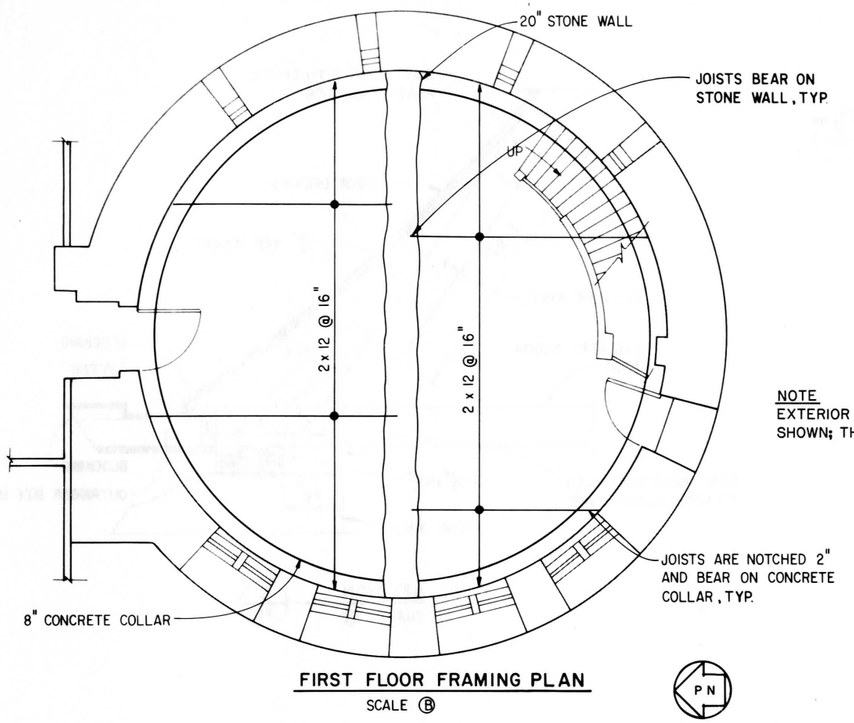

FIRST FLOOR FRAMING PLAN
SCALE Ⓑ

PN

NOTE
EXTERIOR CONCRETE COLLAR NOT SHOWN; THICKNESS NOT KNOWN

JOIST SCHEDULE		
LOCATION	NOMINAL SIZE	ACTUAL SIZE
FIRST FLOOR	2x12	$1\frac{1}{2}$" x $11\frac{1}{4}$"
SECOND FLOOR	2x10	$1\frac{7}{8}$" x $9\frac{3}{4}$"
THIRD FLOOR	2x12	2" x $11\frac{3}{4}$"
	3x14	$2\frac{1}{4}$" x $13\frac{1}{2}$"
ATTIC FLOOR	2x6	2" x $5\frac{3}{4}$"
ROOF	2x6	$1\frac{3}{4}$" x $5\frac{3}{4}$"

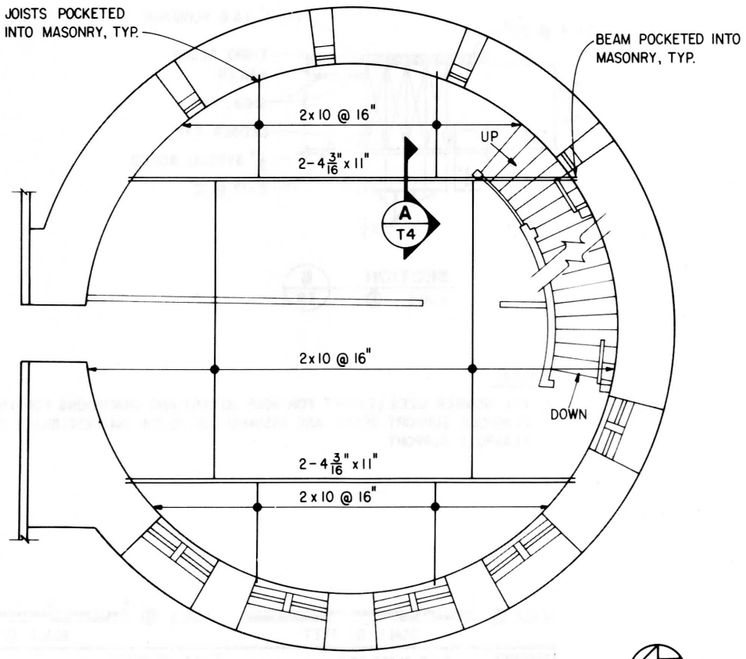

SECOND FLOOR FRAMING PLAN
SCALE Ⓑ

PN

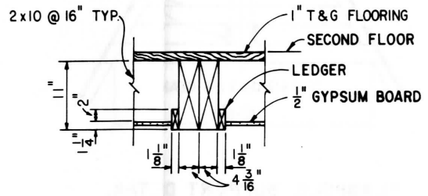

SECTION A/T4
SCALE Ⓐ

SCALE Ⓐ 1 0 1 2
SCALE OF FEET

SCALE Ⓑ 4 0 4 8
SCALE OF FEET

DESIGNED: REYNOLDS DRAWN: K. Gunderson TECH. REVIEW: M. PAUL DATE: 12/86	SUB SHEET NO. T 4	TITLE OF SHEET GLEN ECHO PARK CHAUTAUQUA TOWER EXISTING CONDITIONS STRUCTURAL PLANS	DRAWING NO. 851 25,000 PKG. NO. 183 SHEET 5 OF 98

☆U.S. GOVERNMENT PRINTING OFFICE: 1985 - 577-135

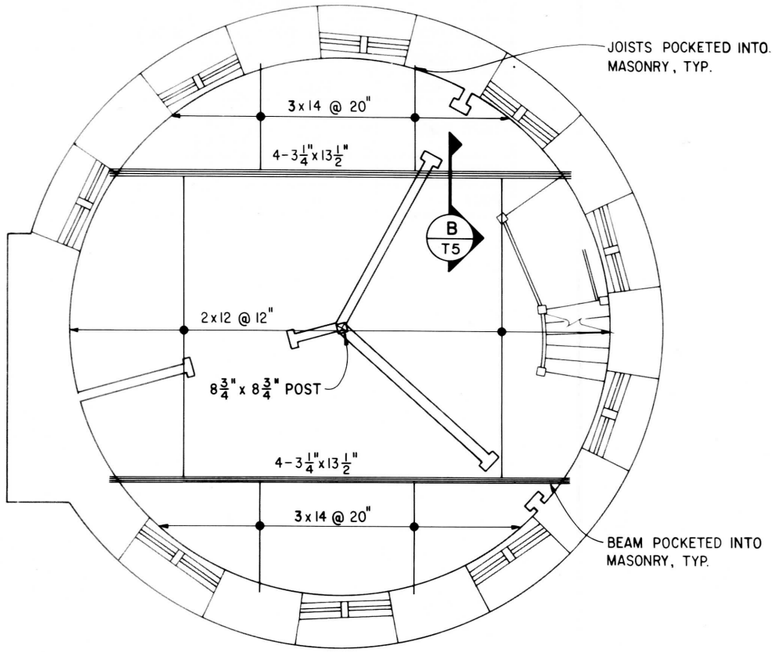

THIRD FLOOR FRAMING PLAN
SCALE Ⓑ

PN

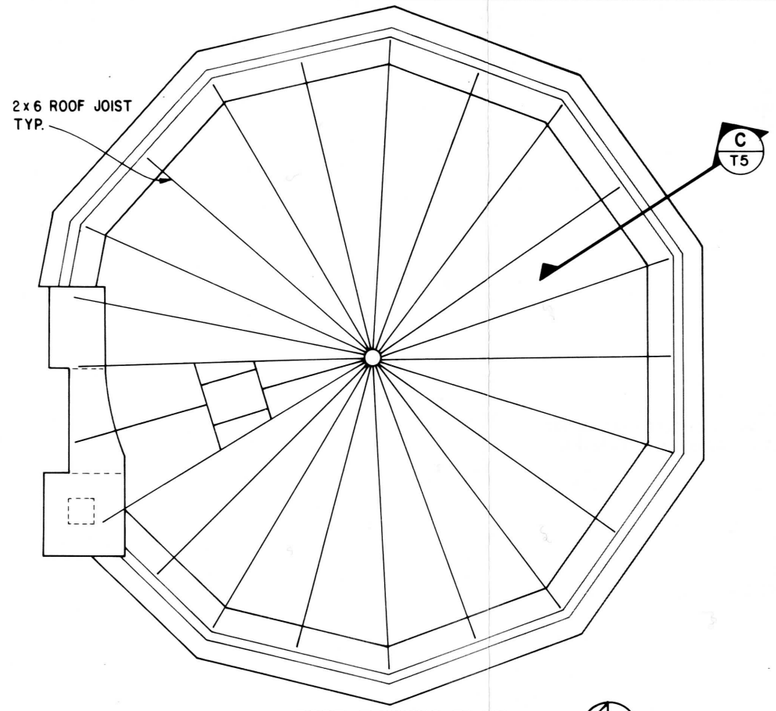

ROOF FRAMING PLAN
SCALE Ⓑ

PN

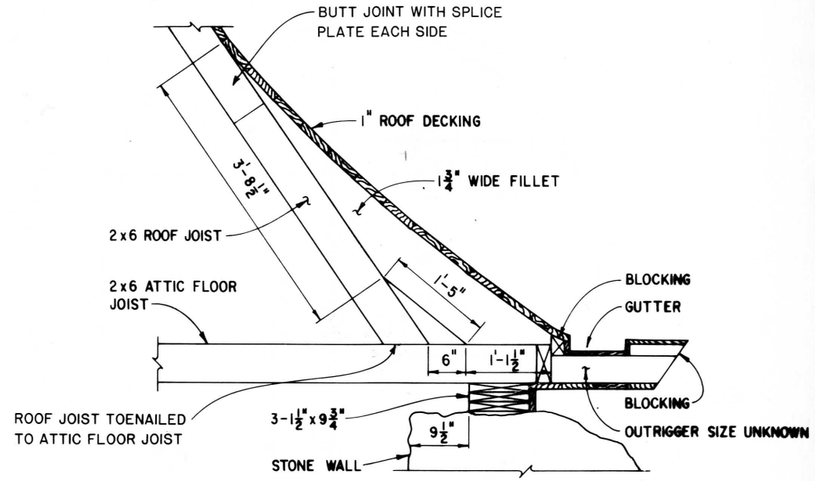

SECTION C/T5
SCALE Ⓐ

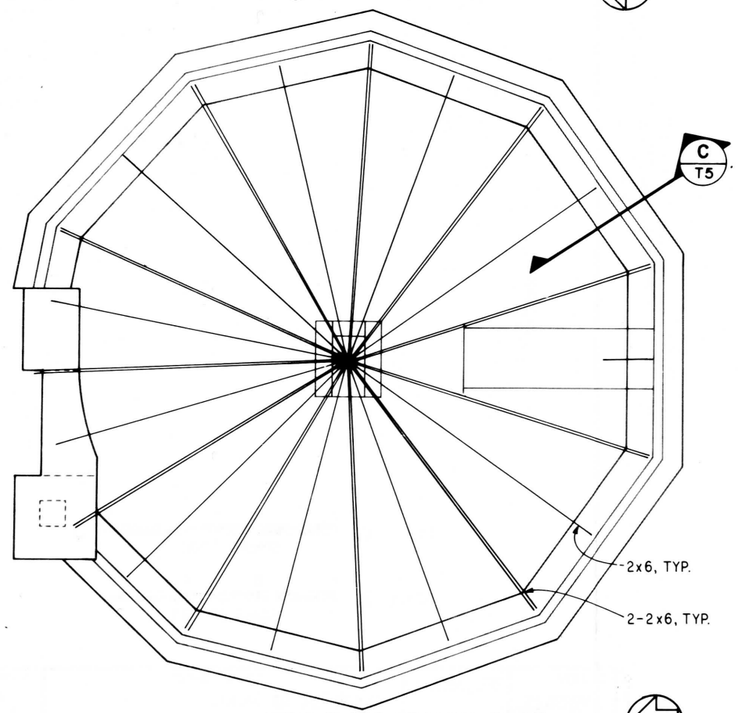

ATTIC FLOOR FRAMING PLAN
SCALE Ⓑ

PN

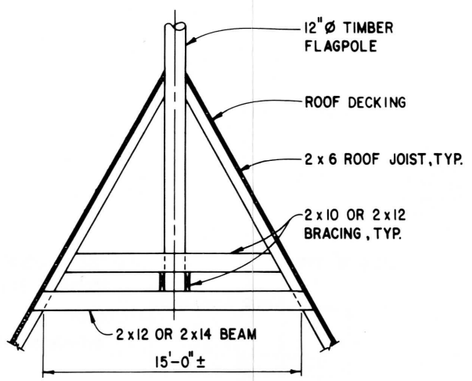

FLAGPOLE SUPPORT DETAIL
SCALE Ⓑ

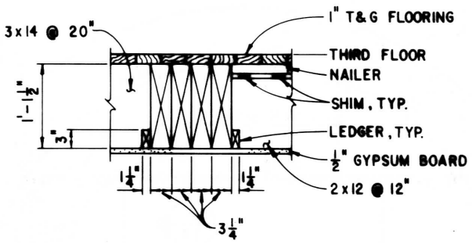

SECTION B/T5
SCALE Ⓐ

NOTE

1. ALL MEMBER SIZES (EXCEPT FOR ROOF JOISTS) AND DIMENSIONS FOR THE FLAGPOLE SUPPORT DETAIL ARE ASSUMED DUE TO THE INACCESSIBILITY OF THE FLAGPOLE SUPPORT.

SCALE Ⓐ 1 0 1 2 SCALE OF FEET

SCALE Ⓑ 4 0 4 8 SCALE OF FEET

DESIGNED: REYNOLDS DRAWN: K. Sundman TECH. REVIEW: M. PAUL DATE: 12/86	SUB SHEET NO. T 5	TITLE OF SHEET GLEN ECHO PARK CHAUTAUQUA TOWER EXISTING CONDITIONS STRUCTURAL PLANS	DRAWING NO. 851 25,000 PKG. NO. 183 SHEET 6 OF 98

☆ U.S. GOVERNMENT PRINTING OFFICE - 1985 - 577-135

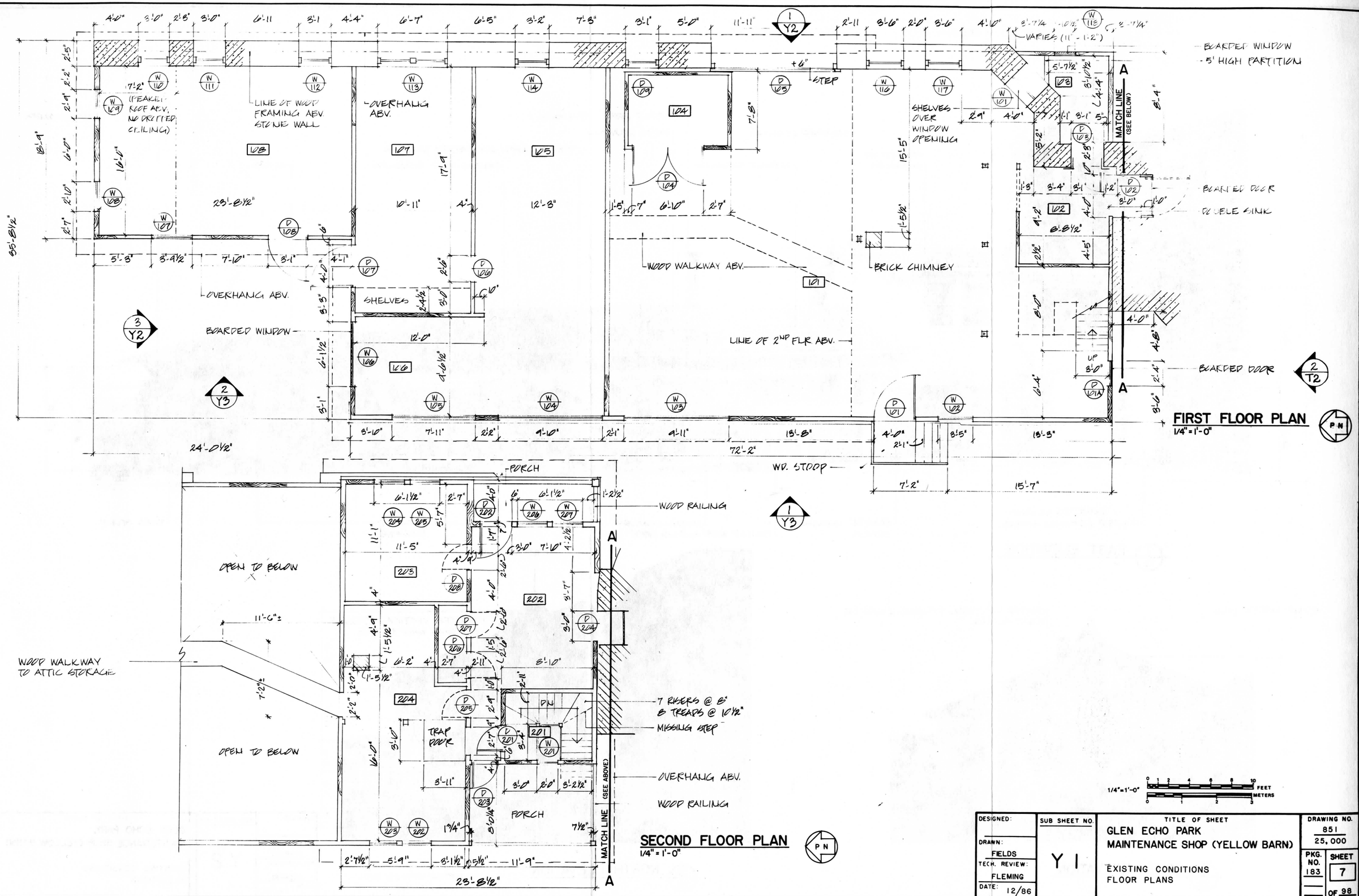
4'-0" 3'-0" 2'-8" 3'-0" 6'-11 3'-1 4'-4" 6'-7" 6'-5" 3'-2" 7'-8" 3'-1" 5'-0" 11'-11"
1 Y2
2'-11 3'-6" 2'-0" 3'-6" 4'-0"
VARIES (11" - 1'-2")
W 112
BOARDED WINDOW - 5' HIGH PARTITION
2 Y2
W 110
W 111
W 112
W 113
W 114
W 116
W 117
W 101
W 109
W 104
D 109
D 105
D 104
+6" STEP
17'-2" (PEAKED ROOF ABV., NO DROPPED CEILING)
LINE OF WOOD FRAMING ABV. STONE WALL
OVERHANG ABV.
SHELVES OVER WINDOW OPENING
MATCH LINE (SEE BELOW)
A
A
W 108
W 107
D 108
D 107
D 106
D 103
D 102
D 102A
W 100
W 105
W 104
W 103
W 102
D 101
D 101A
W 112A
W 113A
W 114A
W 115A
W 116A
W 117A
W 118A
W 119A
W 120A
W 121A
W 122A
W 123A
W 124A
W 125A
W 126A
W 127A
W 128A
W 129A
W 130A
W 131A
W

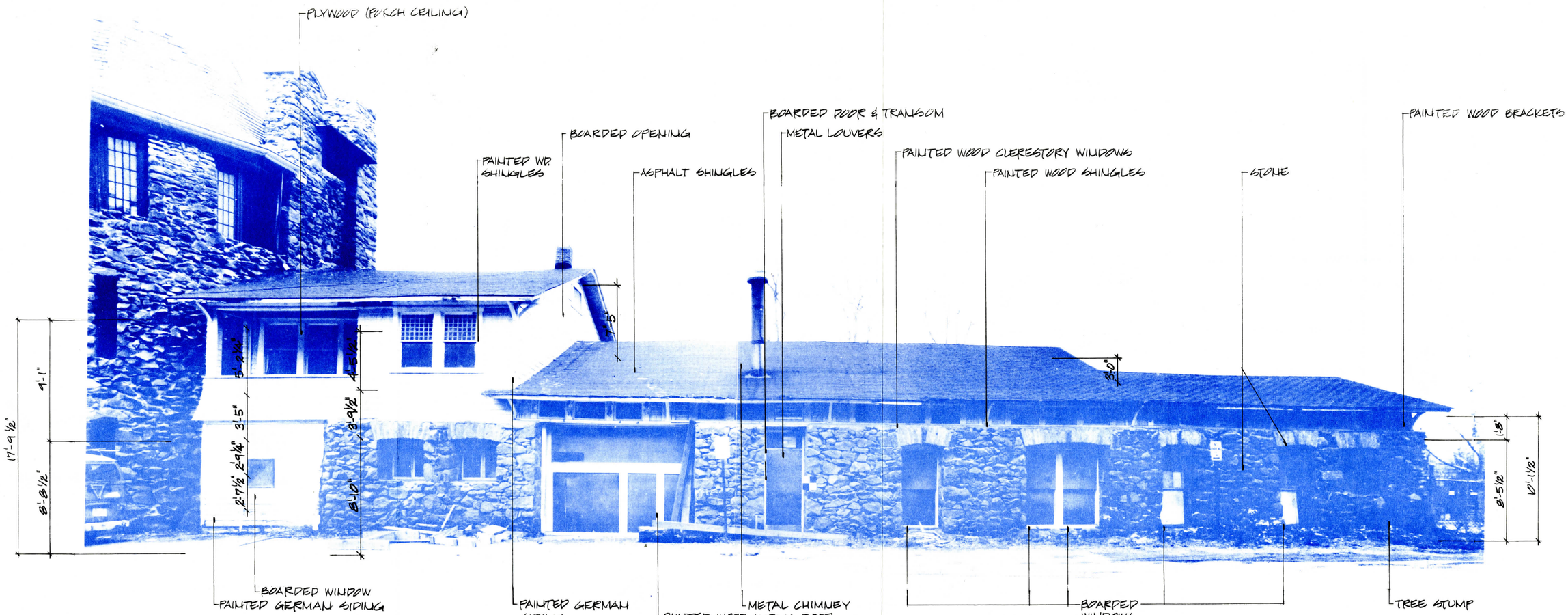

1 Y2 EAST ELEVATION

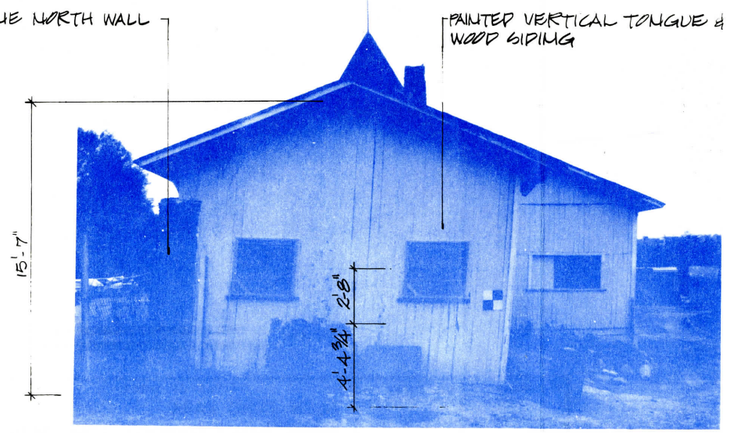

2 Y2 NORTH ELEVATION



3 Y2 NORTH ELEVATION

DESIGNED:	SUB SHEET NO	TITLE OF SHEET	DRAWING NO.
DRAWN: SHUFELT	Y 2	GLEN ECHO PARK MAINTENANCE SHOP (YELLOW BARN)	851 25,000
TECH. REVIEW: FLEMING		EXISTING CONDITIONS ELEVATIONS	PKG. NO. 183
DATE: 12/86			SHEET 8 OF 98

55772
OZALID



1 / Y3 WEST ELEVATION



2 / Y3 WEST ELEVATION

Y-3

DESIGNED:	SUB SHEET NO.	TITLE OF SHEET	DRAWING NO.
DRAWN: SHUFELT	Y 3	GLEN ECHO PARK MAINTENANCE SHOP (YELLOW BARN)	851 25,000
TECH. REVIEW: FLEMING		EXISTING CONDITIONS ELEVATIONS	PKG. NO. 183
DATE: 12/86			SHEET 9 OF 98

55772
OZALID

ROOM FINISH SCHEDULE

BLDG.	FLOOR	ROOM	FLOOR MAT	FLOOR FIN	WALLS NORTH MAT	WALLS NORTH FIN	WALLS EAST MAT	WALLS EAST FIN	WALLS SOUTH MAT	WALLS SOUTH FIN	WALLS WEST MAT	WALLS WEST FIN	CEILING MAT	CEILING FIN	CEILING HGT.	BASE MAT	BASE FIN	BASE HGT.	ARCHITRAVE MAT	ARCHITRAVE FIN	ARCHITRAVE SIZE	DOORS NOS.	DOORS FRAME/DOOR MAT	DOORS FRAME/DOOR FIN	DOORS DOOR SIZE	WINDOWS NOS.	WINDOWS FRAME/SASH MAT	WINDOWS FRAME/SASH FIN	REMARKS
MAINTENANCE SHOP (YELLOW BARN)	FIRST	101	5'-5¼" T&G WOOD	NONE	FIBERBD	NONE	PARGED STONE	NONE	EXP. WD. FRAM. & INSUL.	NONE	EXP. WD FRAMING & INSULATION	NONE	EXP. WD. FRAMING & INSULATION	NONE	8'-11½ TO 2ND FLR. ABV.	NONE	—	—	WOOD	STAIN	4"	D 105	WD-SLIDING	PAINT (EXT.)	11'-9" x 9'-0"	W 102, 103	WOOD	PAINT	PATCHES IN FLR. OF VARIOUS WIDTH BDS. - SOME NEW T&G, D 101 LIGHTS - BOARDED, W 101 & D 101A BOARDED
			PLYWOOD	NONE	DRYWALL	NONE	DRYWALL	NONE	STONE & MORTAR	NONE	STONE & MORTAR	NONE										D 101	WD-3 PANELS & 6 LIGHTS	PAINT (EXT.)	4'-2" x 6'-4"	W 116, 117	WD CASEMENT	PAINT	W 103 - PIVOT, 6 CLERESTORY WINDOWS - COVERED WITH INSULATION & 1 REPLACED WITH VENT
																						D 104 (DBL)	WD & FABRIC	NONE	3'-4" x 6'-8" (EA. PANEL)				
		102	PLYWOOD	NONE	DRYWALL	NONE	STONE & MORTAR	NONE	STONE & MORTAR	NONE	DRYWALL	NONE	EXP. WD. FRAMING & INSULATION	NONE	9'-1"	NONE	—	—	NONE	—	—	D 103	5 PANEL WOOD	PAINT	2'-9½" x 6'-7"	NONE	—	—	D 102 LIGHTS BOARDED
																						D 102	WD W/ 20 LIGHTS	STAIN	3'-6" x 7'-0" ±				
		103	CONC	NONE	STONE & MORTAR	NONE	FIBERBD	NONE	FIBERBD	NONE	STONE & MORTAR	NONE	EXP. WD. FRAMING & INSULATION	NONE	8'-11"	NONE	—	—	WOOD W/ BEAD	STAIN	¾" x 4"	D 103	5 PANEL WOOD	PAINT	2'-9½" x 6'-7"	W 101, 118	BOARDED	—	
		104	FIBERBD. OVER T&G WD	NONE	DRYWALL	NONE	DRYWALL	NONE	DRYWALL	NONE	DRYWALL	NONE	DRYWALL	NONE	10'-5½"	NONE	—	—	NONE	—	—	D 104 (DBL)	WD. & FABRIC	NONE	3'-4" x 6'-8" (EA. PANEL)	NONE	—	—	
		105	WOOD PLANK-ING	NONE	DRYWALL	PAINT	PLASTER	NONE	DRYWALL	PAINT	EXP. WD. FRAMING	NONE	EXP. WD FRAMING OVER DRYWALL	NONE	11'-0½"	NONE	—	—	NONE	—	—	D 106	H.C. WOOD	PAINT	2'-5" x 6'-8"	W 104	WD PIVOT	PAINT	3 CLERESTORY WINDOWS
																										W 114	WD. DOUBLE HUNG	PAINT	
		106	WOOD PLANK-ING	NONE	DRYWALL	PAINT	EXP. WD. FRAMING	NONE			EXP. WD. FRAMING	NONE		NONE	8'-9"	NONE	—	—	NONE	—	—	NONE	—	—	—	W 105	WD PIVOT	PAINT	
							PLYWOOD	NONE	PLYWOOD	NONE																W 106	BOARDED	PAINT	
		107	WOOD PLANK-ING	NONE	VERTICAL BOARDS	NONE	PLASTER	NONE	FIBERBD	NONE	FIBERBD.	NONE	EXP. WD. FRAMING OVER DRYWALL	NONE	11'-½"	NONE	—	—	NONE	—	—	D 107	PLYWOOD	PAINT	4'-0" x 6'-7"	W 113 (BOARDED)	DBL. HUNG	PAINT	
																						D 106	H.C. WOOD	PAINT	2'-5" x 6'-8"	3 CLERE STORY	WOOD	PAINT	
		108	WOOD PLANK-ING	NONE	INSULA-TION & PLASTIC	NONE	PLASTER	NONE	VERTICAL BOARDS	NONE	VERTICAL BOARDS	NONE	WOOD FRAMING & PLYWOOD	PAINT	9'-2 (E) 8'-8½ (W)	NONE	—	—	NONE	—	—	D 108	BOARD & BATTEN	PAINT (EXT.)	3'-0 x 6'-2"	W 107-110	WD CASE-MENT	PAINT	PLYWOOD OVER FLOOR, PEAKED CEILING AT NORTH END, 3 CLERESTORY WINDOWS ABV CEILING
																							SCREEN		2'-8" x 6'-7½"	W 111, 112	WD. DOUBLE HUNG	PAINT	
	SECOND	201	T&G WOOD	NONE	HORIZ. BEADED BOARDS	NONE	WD FRAM & INSULATION	NONE	HORIZ. BOARDS	PAINT	HORIZ. BOARDS	PAINT	PLYWOOD	NONE	7'-1"	NONE	—	—	WOOD	PAINT	3 5/8"	D 201	5 PANEL WOOD	PAINT	2'-5 7/8" x 6'-5½"	W 201	WOOD, 42 LIGHTS OVER 1	PAINT	REMAINS OF DESIGN ON W 201 BOTTOM LIGHT, STAIRS: WD, 15R, 1ST PLUS MIDWAY LANDING, OLDER UPPER SECTION R= 8" & T= 10½"
							HORIZ. BOARDS	NONE	PLYWOOD	NONE																			
		202	3¼" T&G WOOD	NONE	FIBERBD.	PAINT	FIBERBD.	PAINT	STONE & MORTAR	NONE	FIBERBD	PAINT	EXP. WD. FRAMING	NONE	VARIES 14'-0" ± AT PEAK	WOOD	STAIN	7 3/8"	WOOD	STAIN	7/8" x 2 7/8"	D 201	5 PAN. WD	PAINT	2'-5 7/8" x 6'-5½"	W 206 & 207	WOOD, 42 LIGHTS OVER 1	PAINT	CLOSET INT.: UNFIN. HORIZONTAL BDS., SECTIONS OF FLOOR MISSING; STAINED WD TRIM ON WALLS AROUND FIBERBD SHEETS; D 205-208 MISSING, D 204 BOARDED
									FIBERBD.	PAINT												D 202	WD. W/ 15 LIGHTS	PAINT	2'-11¾" x 6'-10 7/8"				
																						D 203	WD. W/WALL & P.	PAINT	2'-7" x 6'-4½"				
		203	3¼" T&G WOOD	NONE	FIBERBD.	PAINT	FIBERBD.	PAINT	FIBERBD.	PAINT	FIBERBD.	PAINT	FIBERBD.	PAINT	7'-10"	WOOD	STAIN	5 3/4"	WOOD	STAIN	1" x 3"	NONE	—	—	—	W 204 & 205	WOOD, 42 LIGHTS OVER 1	PAINT	DOOR 208 MISSING (POSSIBLY 5-PANELED DR. STORED IN RM 203); STAINED WD. TRIM ON WALLS AROUND FIBERBD.
		204	PLYWOOD	NONE	WD FRAM-ING & VERTICAL BOARDS	NONE	WD FRAM-ING	NONE	WD FRAM & HORIZ. & VERT. BOARDS	NONE	HORIZ. BOARDS	NONE	EXP. WD. FRAMING	NONE	VARIES-PEAKED	NONE	—	—	WOOD	STAIN	1" x 3 1/16"	NONE	—	—	—	W 202 & 203	WOOD, 20 LIGHTS OVER 1	PAINT	EVIDENCE OF FIBERBD FIN. CLG. AT 8'± ABV. FIN. FLR.; OLD DOOR W/ 40 LIGHTS OVER 5 PANELS STORED IN RM., D 205 MISSING, 3'-10½" x 3'-11" PLYWOOD TRAP DR. IN FLR.
			T&G WOOD	NONE	HORIZ. BOARDS	NONE	HORIZ. BOARDS	NONE	VERT. BOARDS	NONE																			

DESIGNED:	SUB SHEET NO.	TITLE OF SHEET	DRAWING NO.
DRAWN: SHUFELT	Y 4	GLEN ECHO PARK MAINTENANCE SHOP (YELLOW BARN)	851 25,000
TECH. REVIEW: FLEMING		EXISTING CONDITIONS ROOM FINISH SCHEDULE	PKG. NO. 183
DATE: 12/86			SHEET 10 OF 98

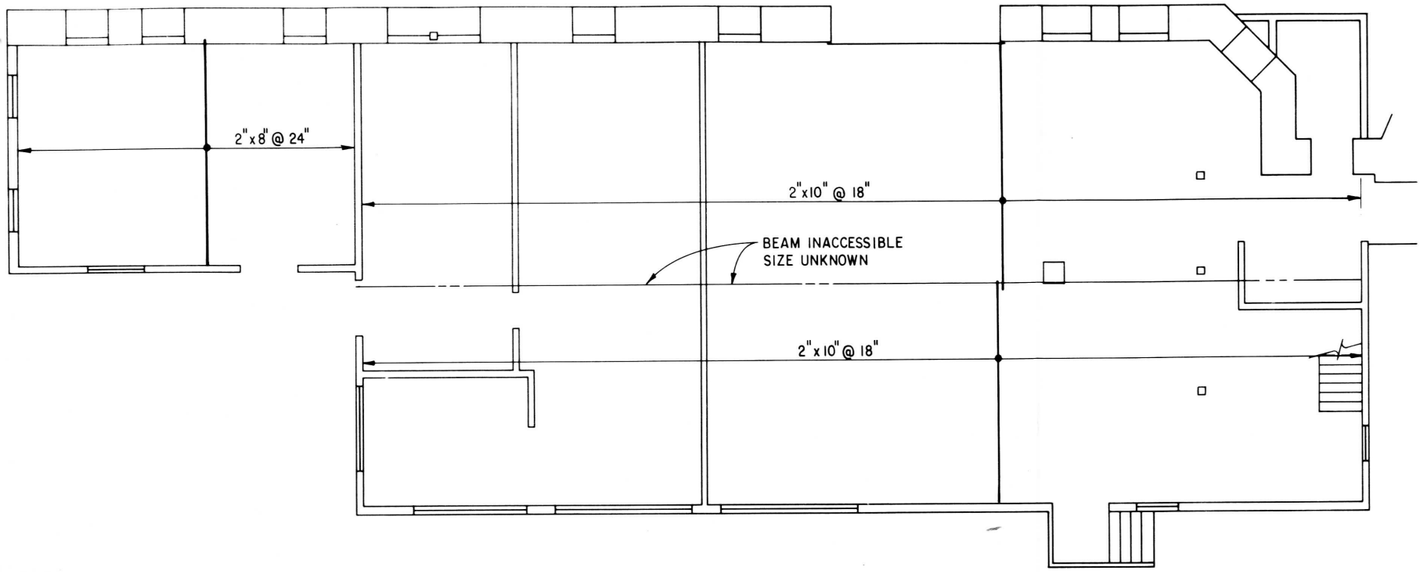

FIRST FLOOR FRAMING PLAN
SCALE Ⓐ

PN

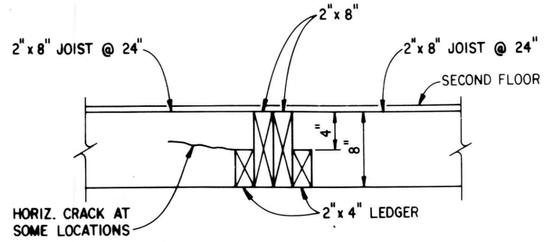

SECTION A
SCALE B — Y5
TYP. @ 10 JOISTS

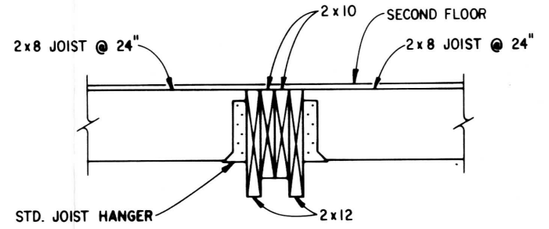

SECTION B
SCALE B — Y5
TYP. @ 7 JOISTS

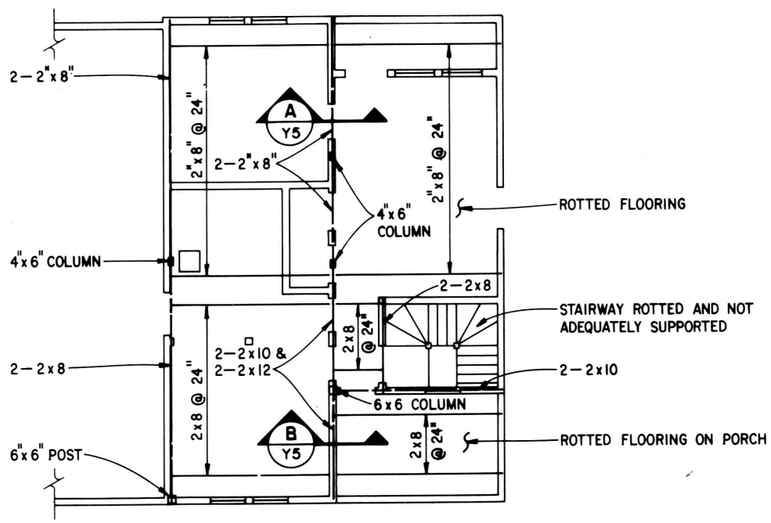

SECOND FLOOR FRAMING PLAN
SCALE Ⓐ

PN

WOOD MEMBER SCHEDULE		
LOCATION	NOMINAL SIZE	ACTUAL SIZE
SECOND FLOOR	2 x 8	1½" x 7¼"
SECOND FLOOR	2 x 10	1½" x 9¼"
SECOND FLOOR	2 x 12	1½" x 11¼"
SECOND FLOOR	6 x 6	5½" x 5½"

NOTE
MEMBER SIZES SHOWN ON PLANS AND DETAILS WITH INCH (") MARKS ARE ACTUAL SIZE

SCALE B — 12 6 0 12
SCALE OF INCHES

SCALE A — 4 0 4 8 12
SCALE OF FEET

DESIGNED: D. OHMSTEDE
DRAWN: R. Berman
TECH. REVIEW: M. PAUL
DATE: 12/86

SUB SHEET NO. Y5

TITLE OF SHEET
GLEN ECHO PARK
MAINTENANCE SHOP (YELLOW BARN)
EXISTING CONDITIONS
STRUCTURAL PLANS

DRAWING NO. 851 25,000
PKG. NO. 183
SHEET 11 OF 98

☆ U.S. GOVERNMENT PRINTING OFFICE: 1985 - 577-135

K&E 10 1183 11-81 MC 3661e

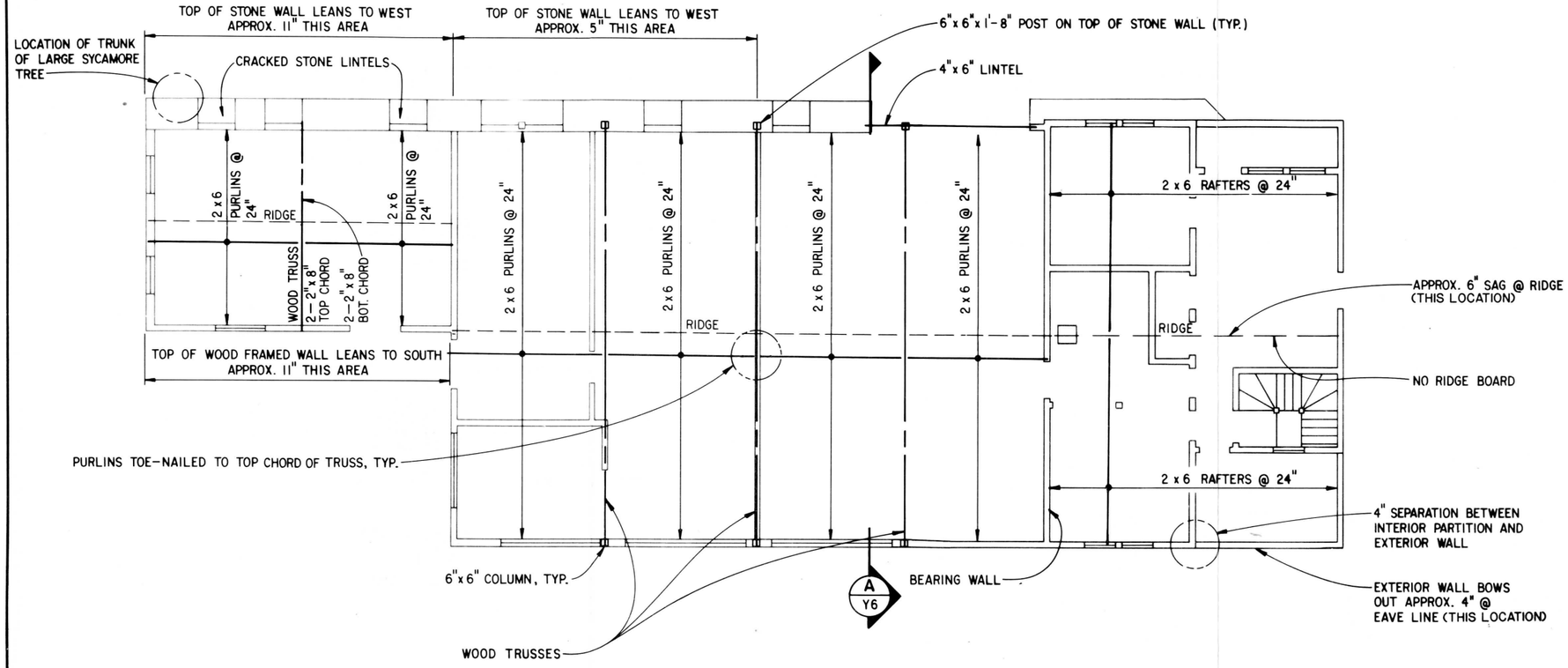

ROOF FRAMING PLAN
SCALE Ⓐ

PN

WOOD MEMBER SCHEDULE	
NOMINAL SIZE	ACTUAL SIZE
2 x 6	2" x 5 3/4"

NOTE
MEMBER SIZES SHOWN ON PLANS WITH INCH (") MARKS ARE ACTUAL SIZE.

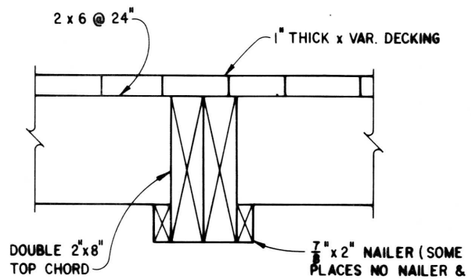

SECTION B Y6
SCALE Ⓒ

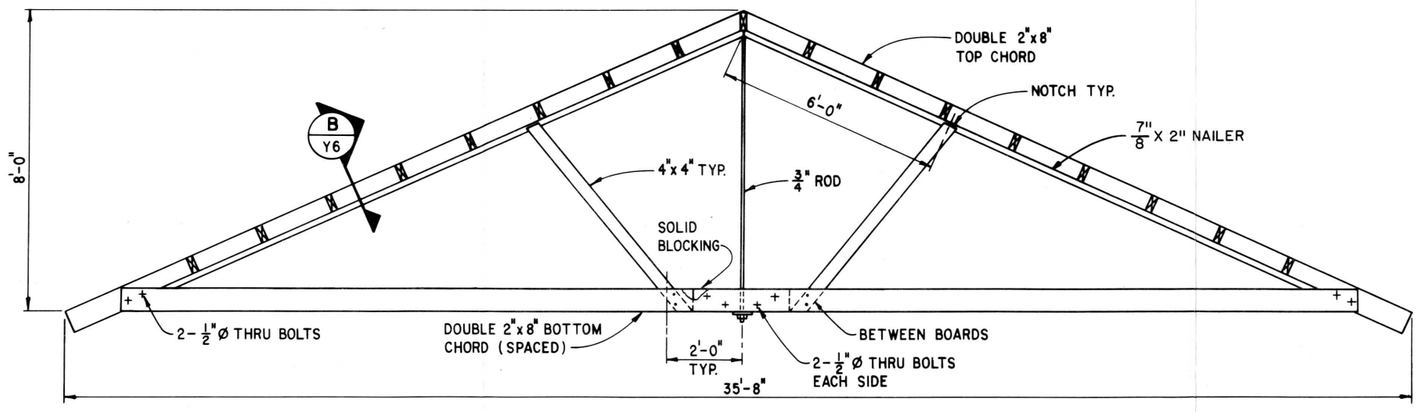

SECTION A Y6
SCALE Ⓑ

SCALE Ⓒ 6 3 0 6 SCALE OF INCHES

SCALE Ⓑ 2 0 2 4 SCALE OF FEET

SCALE Ⓐ 4 0 4 8 12 SCALE OF FEET

DESIGNED: D. OHMSTEDE DRAWN: R. Gorman TECH. REVIEW: M. PAUL DATE: 12/86	SUB SHEET NO. Y6	TITLE OF SHEET GLEN ECHO PARK MAINTENANCE SHOP (YELLOW BARN) EXISTING CONDITIONS STRUCTURAL PLANS	DRAWING NO. 851 / 25,000 PKG. NO. 183 SHEET 12 OF 98

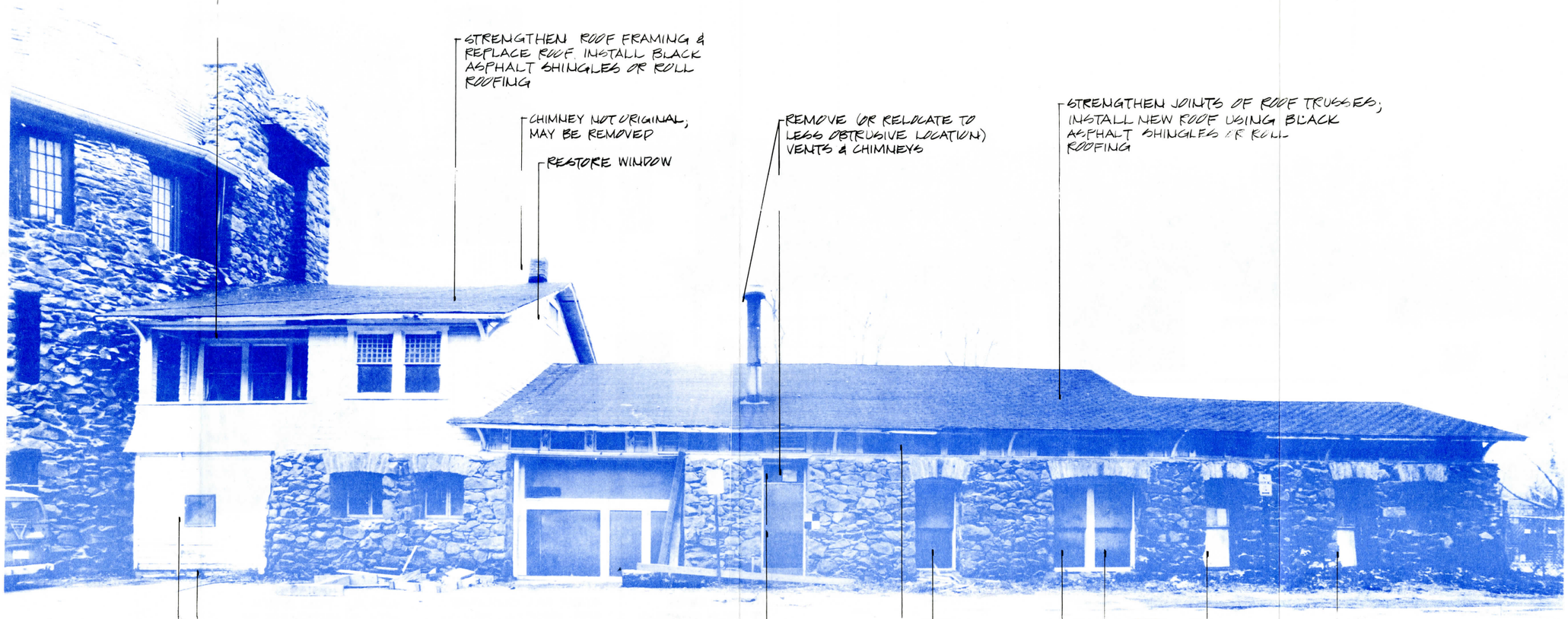

1 / Y7 EAST ELEVATION



2 / Y7 NORTH ELEVATION



3 / Y7 NORTH ELEVATION

DESIGNED: SHUFELT DRAWN: SHUFELT TECH. REVIEW: FLEMING DATE: 12/86	SUB SHEET NO. Y'7	TITLE OF SHEET GLEN ECHO PARK MAINTENANCE SHOP (YELLOW BARN) PROPOSED REHABILITATION ELEVATIONS	DRAWING NO. 851 25,000 PKG. NO. 183 SHEET 13 OF 98

STRENGTHEN JOINTS OF ROOF TRUSSES, INSTALL NEW ROOF USING BLACK ASPHALT SHINGLES OR ROLL ROOFING

APPROX. LOCATION OF VENT IN 1919 PHOTOGRAPH (MAY HAVE BEEN OTHERS NOT VISIBLE IN PHOTOGRAPH)

RESTORE GUTTER & DOWNSPOUT

RESTORE WOOD PORCH CEILING

REMOVE DOWNSPOUT



IN 1919 THIS PORCH WAS SCREENED

RESTORE DOOR 101A ON SOUTH ELEVATION (SEE ELEVATION 2 ON SHEET T2)

RESTORE WOOD PIVOT WINDOWS TO MATCH EXISTING

IN 1919 THE AREA UNDER STOOP WAS ENCLOSED WITH VERTICAL BOARDS

IN 1919 THIS AREA WAS AN OPEN PORCH WITH AN ENTRANCE TO THE BUILDING

STRENGTHEN ROOF FRAMING & REPLACE ROOF; INSTALL BLACK ASPHALT SHINGLES OR ROLL ROOFING, STRAIGHTEN EXTERIOR WALL

1 / Y8 WEST ELEVATION

INSTALL NEW ROOF USING BLACK ASPHALT SHINGLES OR ROLL ROOFING



STRAIGHTEN THIS WALL WHEN NORTH STONE WALL IS REBUILT (SEE ELEVATION 2 ON SHEET Y7)

2 / Y8 WEST ELEVATION

DESIGNED: SHUFELT DRAWN: SHUFELT TECH. REVIEW: FLEMING DATE: 12/86	SUB SHEET NO. Y8	TITLE OF SHEET GLEN ECHO PARK MAINTENANCE SHOP (YELLOW BARN) PROPOSED REHABILITATION ELEVATIONS	DRAWING NO. 851 25,000 PKG. NO. 183 SHEET 14 OF 98

K&E 19 1153 11-81 MC 3061»

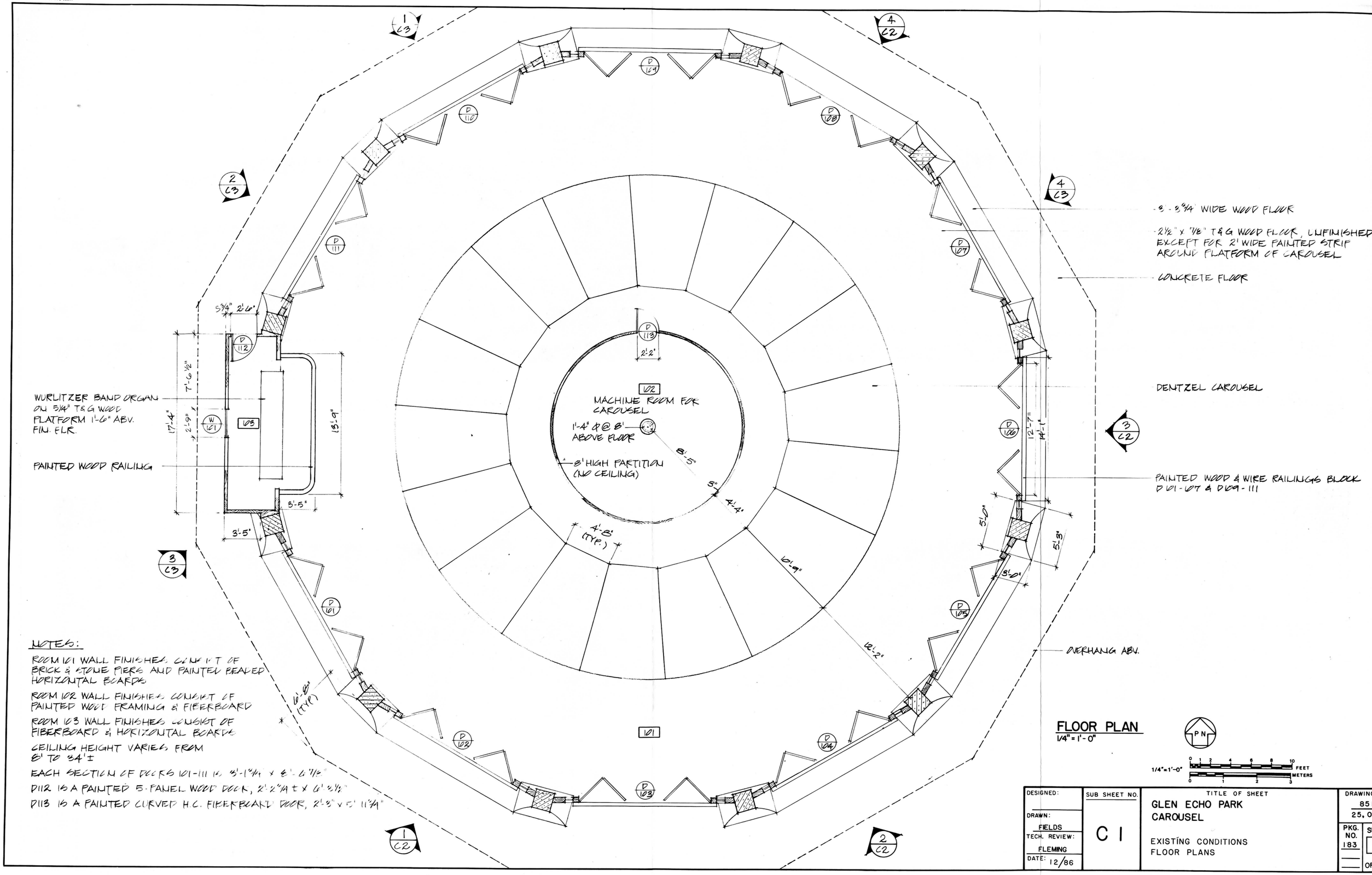

NOTES:

ROOM 101 WALL FINISHES CONSIST OF BRICK & STONE PIERS AND PAINTED BEADED HORIZONTAL BOARDS

ROOM 102 WALL FINISHES CONSIST OF PAINTED WOOD FRAMING & FIBERBOARD

ROOM 103 WALL FINISHES CONSIST OF FIBERBOARD & HORIZONTAL BOARDS

CEILING HEIGHT VARIES FROM 8' TO 34'±

EACH SECTION OF DOORS 101-111 IS 3'-1 3/4" x 8'-6 7/8"

D112 IS A PAINTED 5-PANEL WOOD DOOR, 2'-2 3/4" ± x 6'-2 1/2"

D113 IS A PAINTED CURVED H.C. FIBERBOARD DOOR, 2'-3" x 5'-11 3/4"

FLOOR PLAN
1/4" = 1'-0"

PN

1/4"=1'-0" 0 1 2 4 6 8 10 FEET; 0 1 2 3 METERS

DESIGNED:	SUB SHEET NO.	TITLE OF SHEET	DRAWING NO.
DRAWN: FIELDS	C1	GLEN ECHO PARK CAROUSEL	851 25,000
TECH. REVIEW: FLEMING		EXISTING CONDITIONS FLOOR PLANS	PKG. NO. 183
DATE: 12/86			SHEET 15 OF 98



1/C2 SOUTHWEST ELEVATION (AT DOOR 102)



2/C2 SOUTHEAST ELEVATION (AT DOOR 104)



3/C2 EAST ELEVATION (AT DOOR 106)



4/C2 NORTHEAST ELEVATION (AT DOOR 108)

DESIGNED:	SUB SHEET NO.	TITLE OF SHEET	DRAWING NO.
DRAWN: SHUFELT	C 2	GLEN ECHO PARK CAROUSEL EXISTING CONDITIONS ELEVATIONS	851 / 25,000
TECH. REVIEW: FLEMING			PKG. NO. 183 / SHEET 16 OF 98
DATE: 12/86			

5572
OZALID

K&E 19 1283 11-80 MC1747a



1/C3 NORTHWEST ELEVATION (AT DOOR 110)



2/C3 NORTHWEST ELEVATION



3/C3 WEST ELEVATION



4/C3 NORTHEAST ELEVATION

DESIGNED:	SUB SHEET NO.	TITLE OF SHEET	DRAWING NO.
DRAWN: SHUFELT	C 3	GLEN ECHO PARK CAROUSEL	851 / 25,000
TECH. REVIEW: FLEMING		EXISTING CONDITIONS ELEVATIONS	PKG. NO. 183
DATE: 12/86			SHEET 17 OF 98

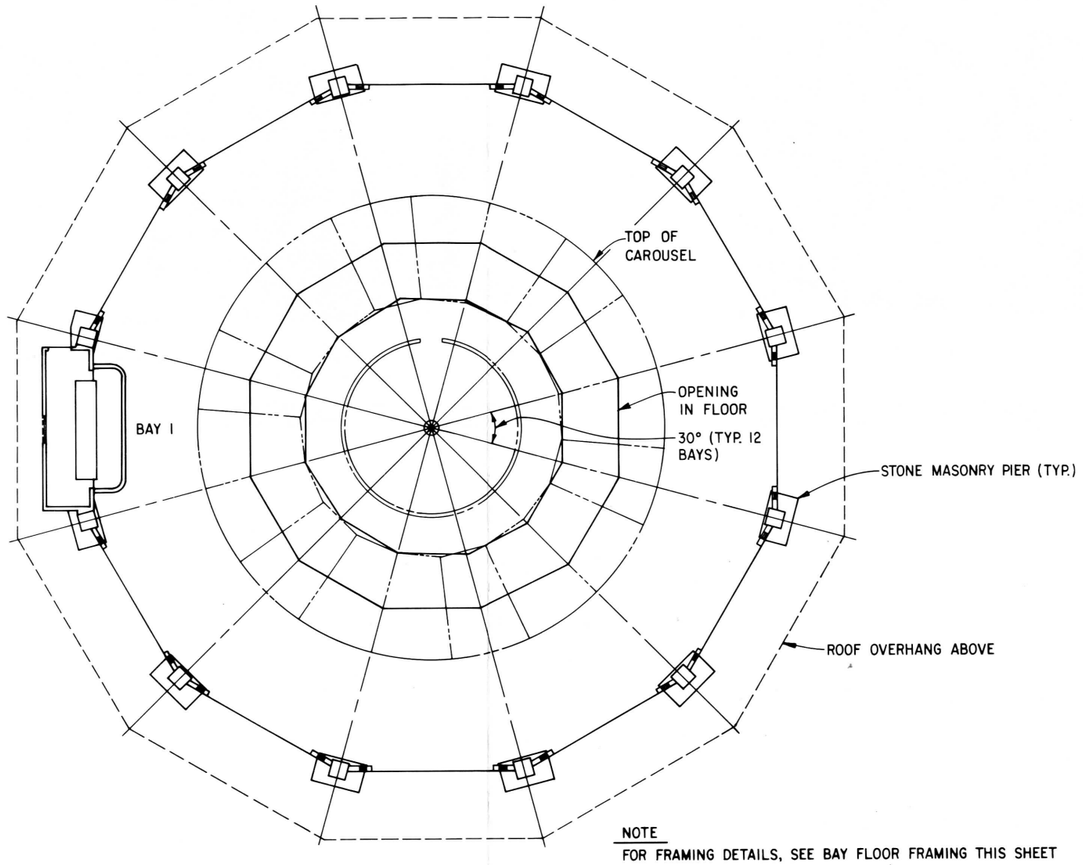

NOTE
FOR FRAMING DETAILS, SEE BAY FLOOR FRAMING THIS SHEET

FLOOR LAYOUT PLAN

8 0 8 16
SCALE OF FEET

PN

WOOD MEMBER SCHEDULE	
NOMINAL SIZE	ACTUAL SIZE
2 x 8	$1\frac{5}{8}$" x $7\frac{5}{8}$"
2 x 10	$1\frac{5}{8}$" x $9\frac{5}{8}$"
2 x 12	$1\frac{5}{8}$" x $11\frac{5}{8}$"
4 x 8	$3\frac{5}{8}$" x $7\frac{5}{8}$"

NOTE
MEMBER SIZES SHOWN ON PLANS WITH INCH (") MARKS ARE ACTUAL SIZE.

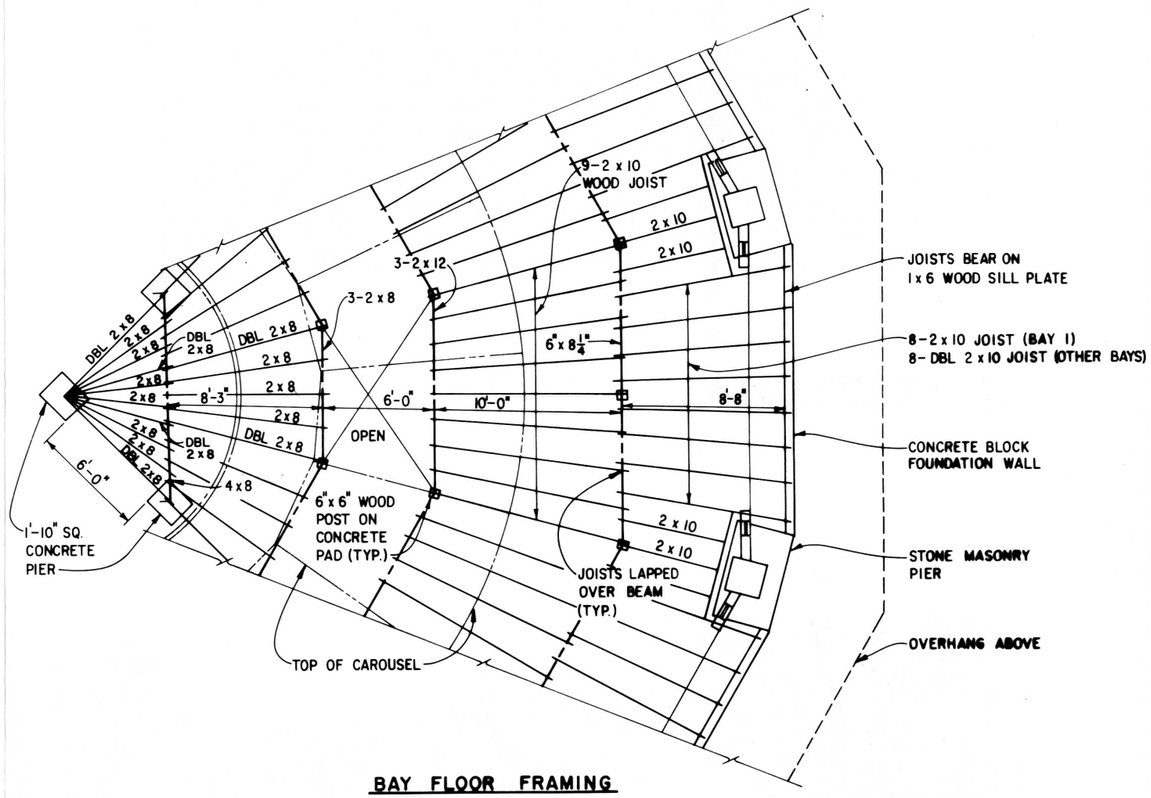

BAY FLOOR FRAMING

TYP. 12 BAYS UNLESS OTHERWISE SHOWN

4 0 4 8
SCALE OF FEET

DESIGNED: OHMSTEDE DRAWN: C. Eversman TECH. REVIEW: M. PAUL DATE: 12/86	SUB SHEET NO. C 4	TITLE OF SHEET GLEN ECHO PARK CAROUSEL EXISTING CONDITIONS STRUCTURAL PLANS	DRAWING NO. 851 25,000 PKG. NO. 183 SHEET 18 OF 98

☆U.S. GOVERNMENT PRINTING OFFICE - 1985 - 577-135

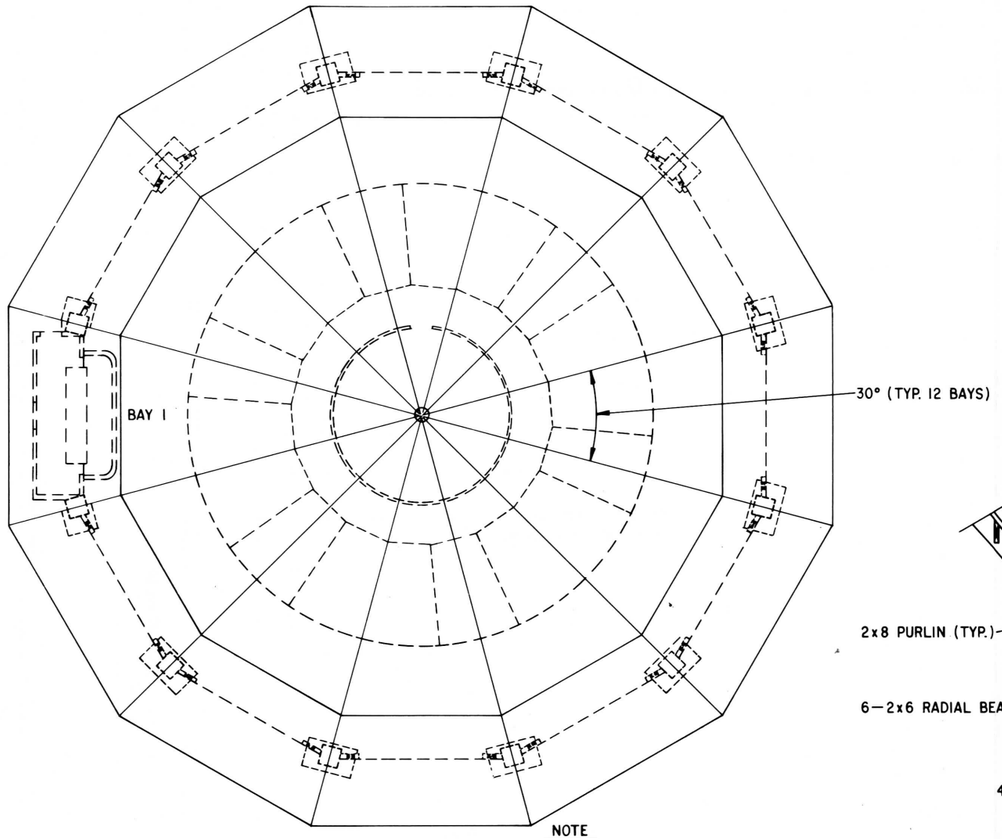

NOTE
FOR FRAMING DETAILS, SEE BAY ROOF FRAMING ON THIS SHEET

ROOF LAYOUT PLAN
SCALE Ⓓ

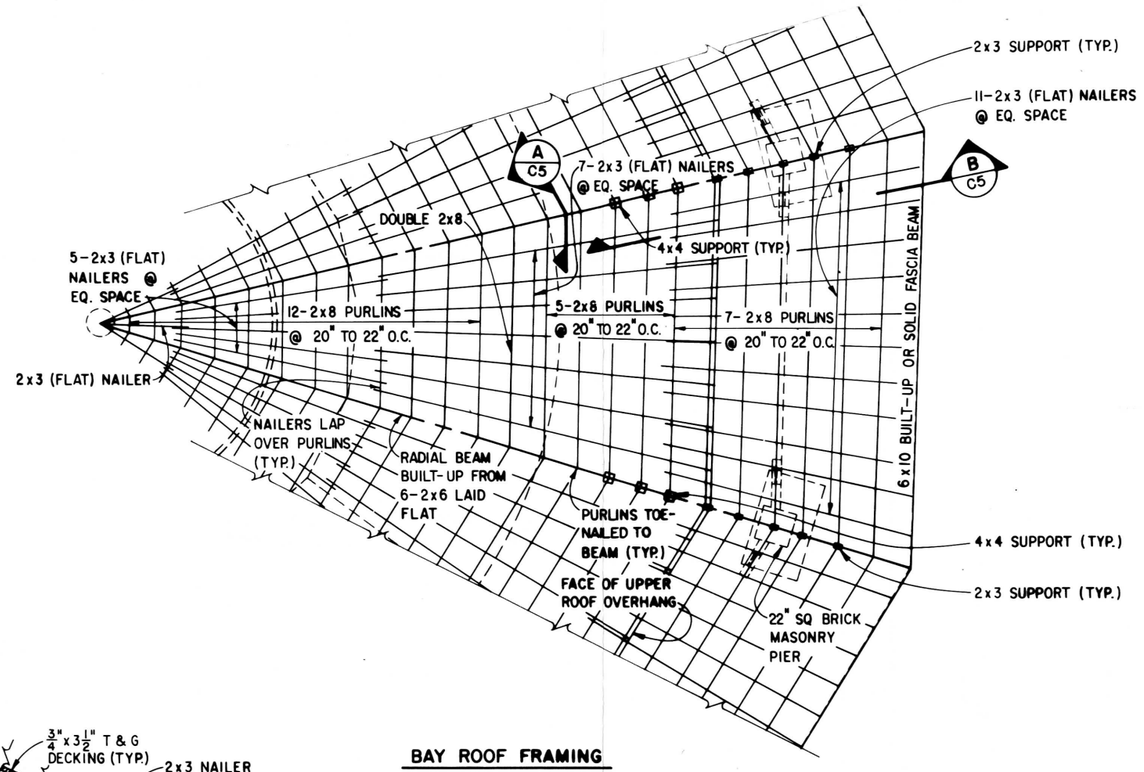

BAY ROOF FRAMING
TYP. 12 BAYS
SCALE Ⓒ

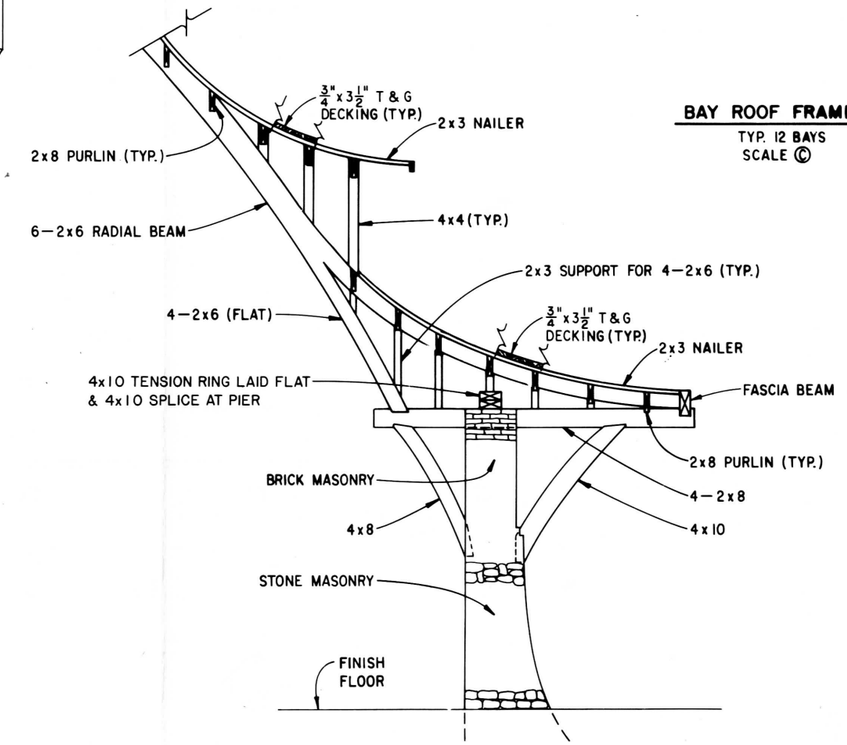

PIER SECTION
SCALE Ⓑ C5

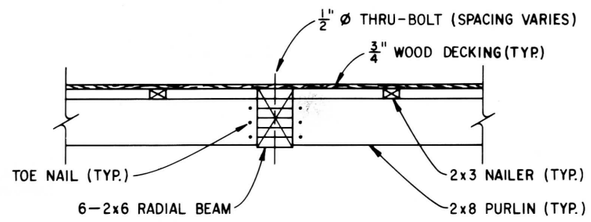

BEAM SECTION
SCALE Ⓐ A C5

WOOD MEMBER SCHEDULE	
NOMINAL SIZE	ACTUAL SIZE
2x3	1 1/2" x 2 3/4"
2x6	1 1/2" x 5 5/8"
2x8	1 5/8" x 7 5/8"
4x4	3 5/8" x 3 5/8"
4x8	3 1/2" x 7 1/2"
4x10	3 1/2" x 9"
6x10	5 3/8" x 9 3/8"

SCALE Ⓓ 8 0 8 16 SCALE OF FEET
SCALE Ⓒ 4 0 4 8 SCALE OF FEET
SCALE Ⓑ 2 0 2 4 8 SCALE OF FEET
SCALE Ⓐ 1 0 1 2 SCALE OF FEET

DESIGNED: OHMSTEDE DRAWN: B. Bodman TECH. REVIEW: M. PAUL DATE: 12/86	SUB SHEET NO. C5	TITLE OF SHEET GLEN ECHO PARK CAROUSEL EXISTING CONDITIONS STRUCTURAL PLANS	DRAWING NO. 851 25,000 PKG. NO. 183 SHEET 19 OF 98

☆ U.S. GOVERNMENT PRINTING OFFICE - 1985 - 577-135

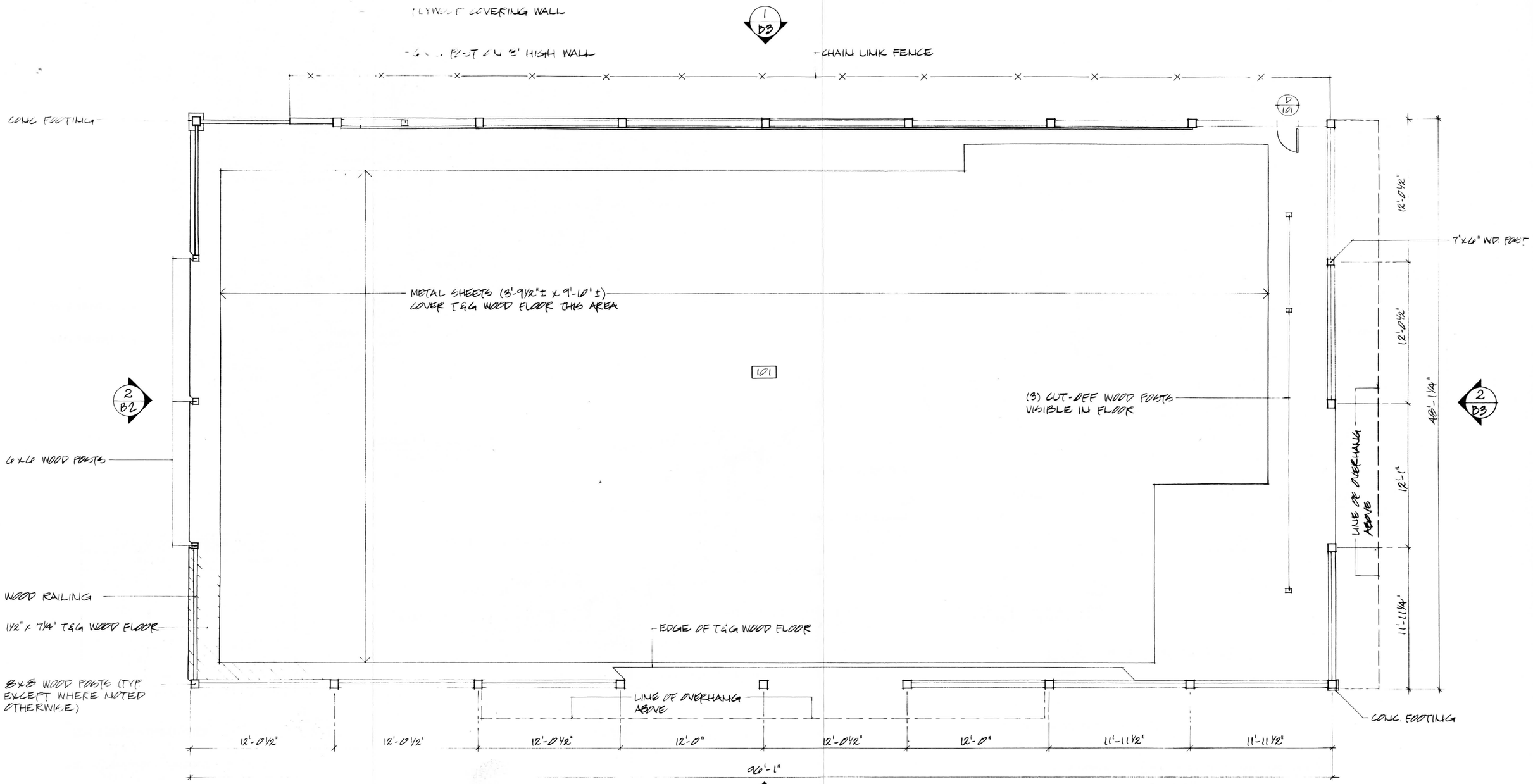

FLOOR PLAN

1/4"=1'-0"

DESIGNED:	SUB SHEET NO.	TITLE OF SHEET	DRAWING NO.
DRAWN: LONG	B 1	GLEN ECHO PARK BUMPER CAR PAVILION	851 25,000
TECH. REVIEW: FLEMING		EXISTING CONDITIONS FLOOR PLANS	PKG. NO. 183
DATE: 12/86			SHEET 20 OF 98

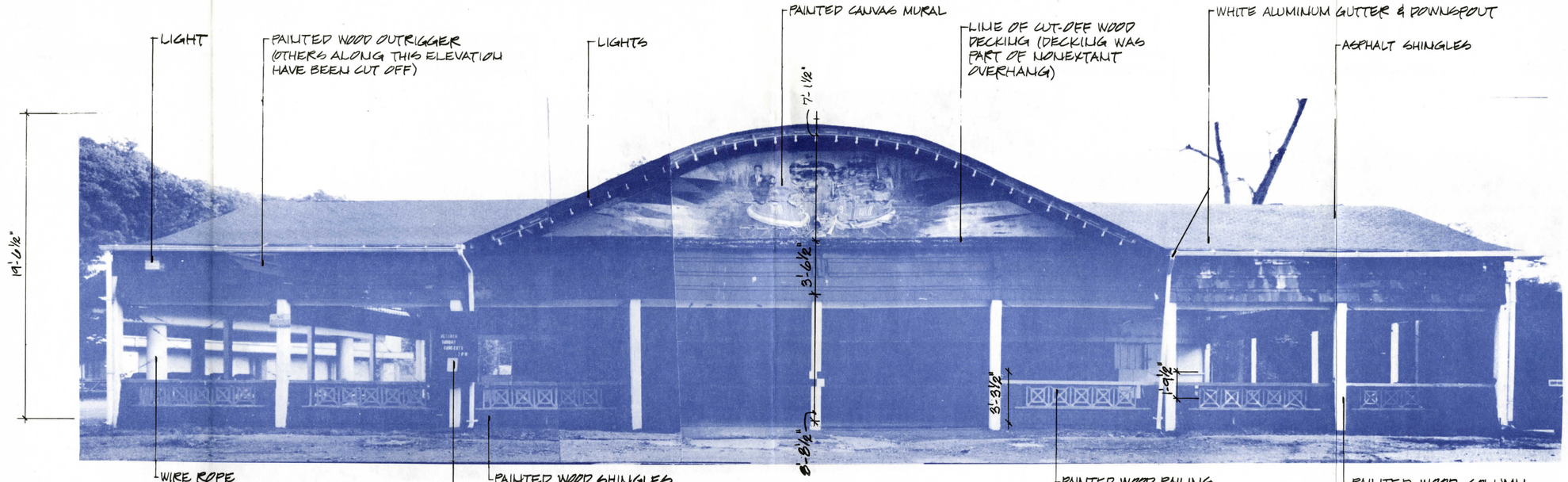

1/B2 WEST ELEVATION



2/B2 NORTH ELEVATION

DESIGNED:	SUB SHEET NO.	TITLE OF SHEET	DRAWING NO.
DRAWN: SHUFELT	B 2	GLEN ECHO PARK BUMPER CAR PAVILION EXISTING CONDITIONS ELEVATIONS	851 25,000
TECH. REVIEW: FLEMING			PKG. NO. 183 / SHEET 21
DATE: 12/86			OF 98

5372
OZALID



1/B3 EAST ELEVATION



2/B3 SOUTH ELEVATION

DESIGNED:	SUB SHEET NO.	TITLE OF SHEET	DRAWING NO.	
DRAWN: SHUFELT	B 3	GLEN ECHO PARK BUMPER CAR PAVILION	851 25,000	
TECH. REVIEW: FLEMING		EXISTING CONDITIONS ELEVATIONS	PKG. NO. 183	SHEET 22
DATE: 12/86				OF 98

55172
OZALID

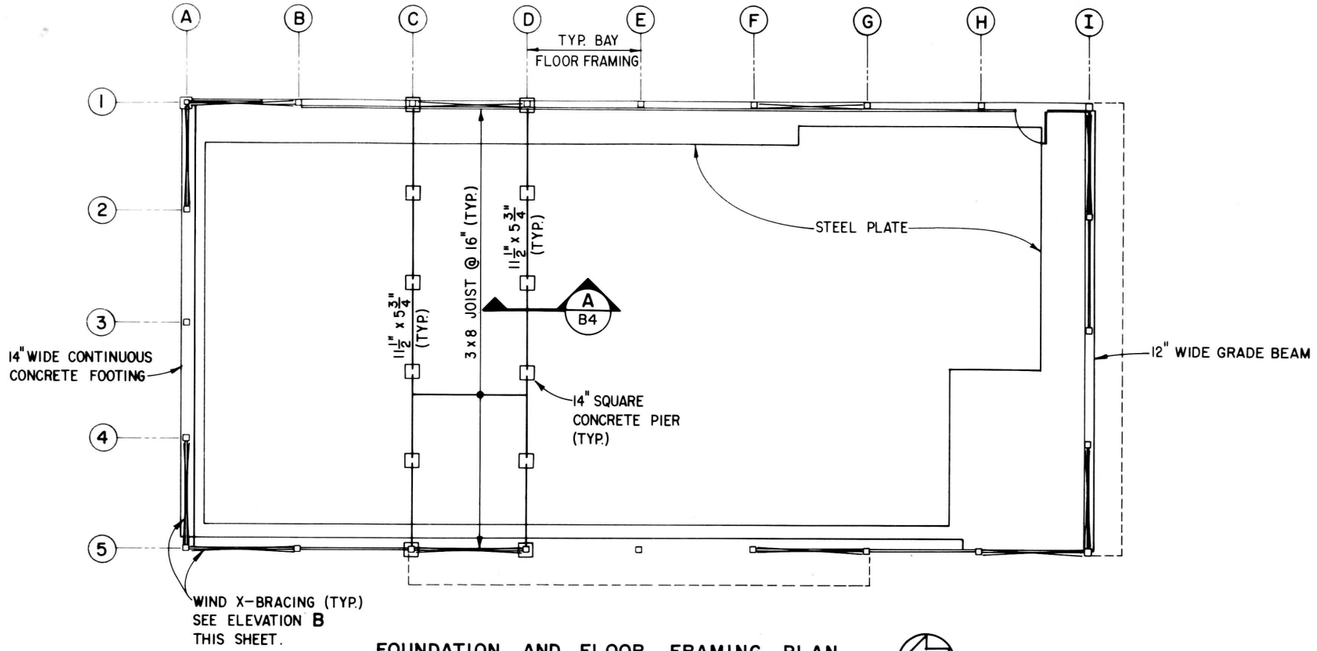

FOUNDATION AND FLOOR FRAMING PLAN
SCALE Ⓐ

PLUMBNESS:
METHOD OF MEASUREMENT
AND SIGN CONVENTION.

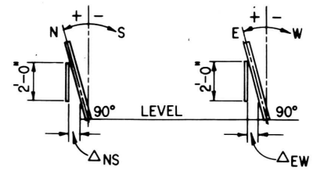

COLUMN DATA					
COLUMN LOCATION	SIZE (ACTUAL)	DEFLECTION (1979) (32NDS OF IN.)		DEFLECTION (1985) (32NDS OF IN.)	
		ΔNS	ΔEW	ΔNS	ΔEW
A1	7½" x 7½"	−2	−11	+1	−10
B1	"	−7	—	−2	+1
C1	"	—	—	—	—
D1	"	—	—	—	—
E1	"	—	—	—	—
F1	"	—	—	—	—
G1	"	−4	+5	—	—
H1	"	−6	+2	−8	−3
I1	"	+2	+6	−3	+6
I2	6" x 7"	0	−6	−1	−5
I3	7½" x 7½"	0	0	−2	−6
I4	"	0	0	−3	−5
I5	7½" x 7½"	−11	+6	−12	0
H5	"	−9	+3	−8	+2
G5	"	−12	+2	−8	−6
F5	"	−11	0	−11	−8
E5	"	−5	−1	−5	−9
D5	"	−2	−3	0	−3
C5	"	0	−5	0	−2
B5	"	−2	−7	+2	−5
A5	"	0	−12	−5	−2
A4	5⅝" x 5⅝"	−2	0	0	0
A3	"	0	0	0	0
A2	"	0	−1	−1	−2

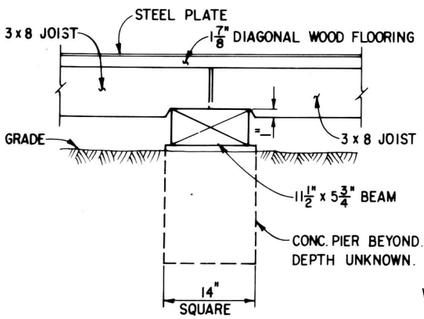

FLOOR SECTION Ⓐ B4
SCALE Ⓒ

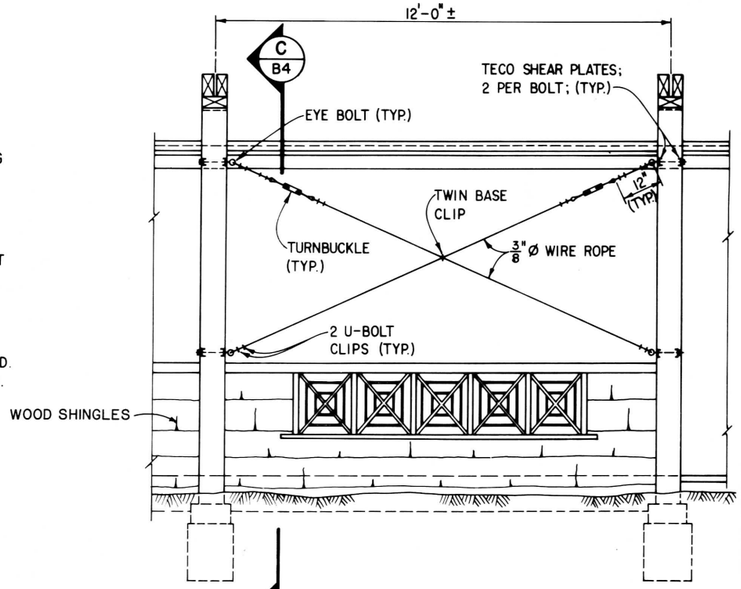

COLUMN WIND BRACING ELEVATION Ⓑ B4
SCALE Ⓑ

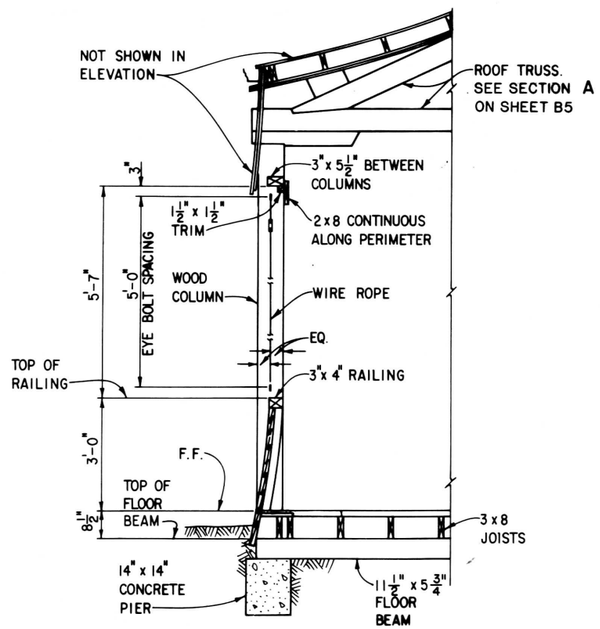

SECTION Ⓒ B4
SCALE Ⓑ

SCALE Ⓒ 1 0 1 2 SCALE OF FEET
SCALE Ⓑ 2 0 2 4 SCALE OF FEET
SCALE Ⓐ 8 0 8 16 SCALE OF FEET

DESIGNED: T. WONG DRAWN: D. Everman TECH. REVIEW: M. PAUL DATE: 12/86	SUB SHEET NO. B 4	TITLE OF SHEET GLEN ECHO PARK BUMPER CAR PAVILION EXISTING CONDITIONS STRUCTURAL PLANS	DRAWING NO. 851 25,000 PKG. NO. 183 SHEET 23 OF 98

☆ U.S. GOVERNMENT PRINTING OFFICE: 1985-577-135

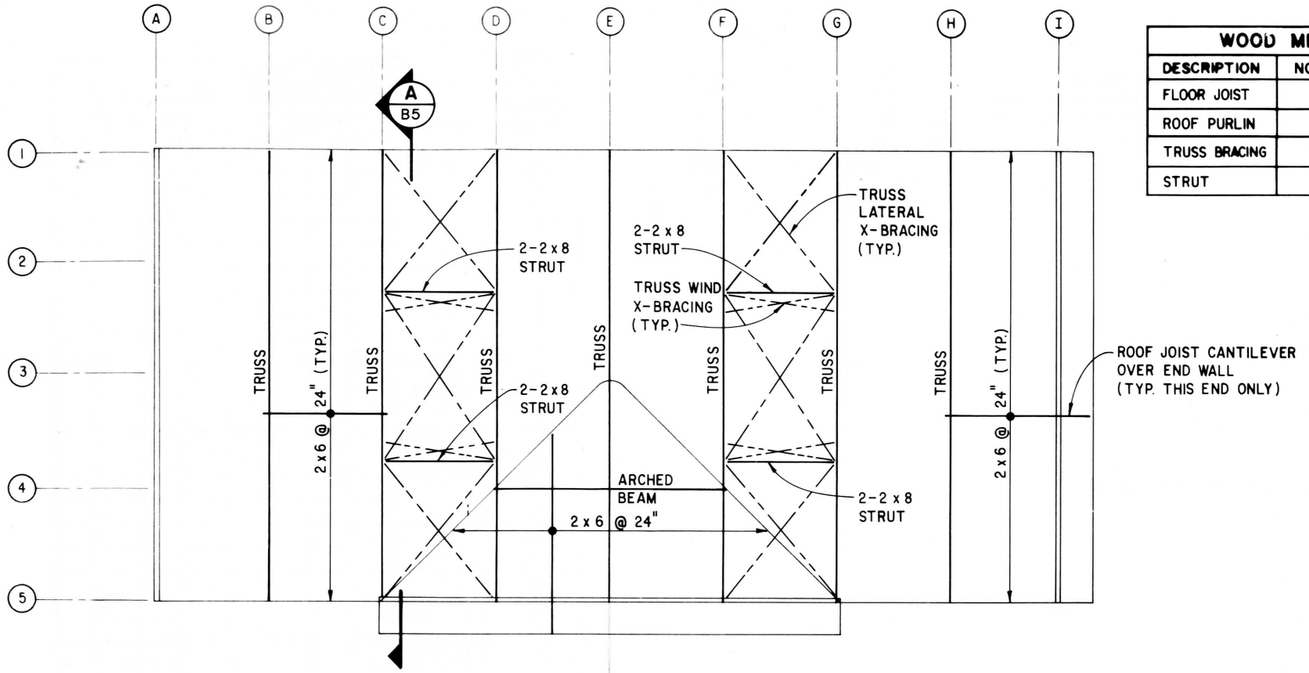

ROOF FRAMING PLAN
SCALE Ⓐ

PN

WOOD MEMBER SCHEDULE		
DESCRIPTION	NOMINAL SIZE	ACTUAL SIZE
FLOOR JOIST	3 x 8	$2\frac{3}{4}$" x $7\frac{5}{8}$"
ROOF PURLIN	2 x 6	$1\frac{3}{4}$" x $5\frac{1}{4}$"
TRUSS BRACING	2 x 6	$1\frac{1}{2}$" x $5\frac{1}{2}$"
STRUT	2 x 8	$1\frac{1}{2}$" x $7\frac{1}{2}$"

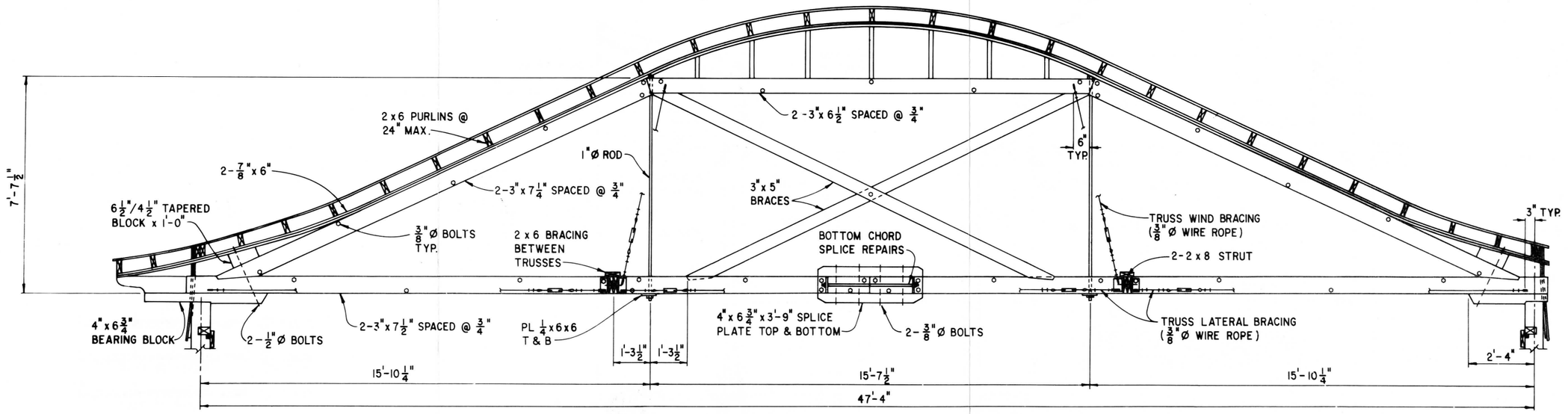

ROOF SECTION
SCALE Ⓑ

A / B5

SCALE Ⓑ 2 0 2 4
SCALE OF FEET

SCALE Ⓐ 8 0 8 16
SCALE OF FEET

DESIGNED: T. WONG DRAWN: S. Chipman TECH. REVIEW: M. PAUL DATE: 12/86	SUB SHEET NO. B5	TITLE OF SHEET GLEN ECHO PARK BUMPER CAR PAVILION EXISTING CONDITIONS STRUCTURAL PLANS	DRAWING NO. 851 25,000 PKG. NO. 183 SHEET 24 OF 98

☆ U.S. GOVERNMENT PRINTING OFFICE - 1985 - 577-135

REMOVE NONHISTORIC LIGHTS

REPLACE MISSING OUTRIGGERS & BRACES; RECONSTRUCT OVERHANG WITH LIGHTS

REPAIR LIGHTS

LARGE "THE SCOOTER" SIGN WAS ORIGINALLY ABV. WEST GABLE

REPAIR & PRESERVE CANVAS MURAL OR REPLACE CANVAS WITH LATTICE

REPLACE ASPHALT SHINGLES WITH ROLL ROOFING

TIGHTEN TURNBUCKLES ON CABLE SYSTEM; INSTALL ADDITIONAL CABLES



EARLY 1980's PHOTOGRAPH SHOWS AN ADDITION TO THE PAVILION AT THIS LOCATION.

REPLACE MISSING SHINGLES ON NORTH, SOUTH & WEST SIDES OF FRONT COLUMNS

STRENGTHEN ROOF TRUSSES

RESTORE OVERHANG TO MATCH SOUTH ELEVATION

REMOVE SQUARE-SHAPED DECORATIONS

REPLACE MISSING LATTICE



REPLACE MISSING SECTIONS OF RAILING

DESIGNED: SHUFELT DRAWN: SHUFELT TECH. REVIEW: FLEMING DATE: 12/86	SUB SHEET NO. B 6	TITLE OF SHEET GLEN ECHO PARK BUMPER CAR PAVILION PROPOSED REHABILITATION ELEVATIONS	DRAWING NO. 851 25,000 PKG. NO. 183 SHEET 25 OF 98



1/B7 EAST ELEVATION



2/B7 SOUTH ELEVATION

DESIGNED: SHUFELT DRAWN: SHUFELT TECH. REVIEW: FLEMING DATE: 12/86	SUB SHEET NO. B 7	TITLE OF SHEET GLEN ECHO PARK BUMPER CAR PAVILION PROPOSED REHABILITATION ELEVATIONS	DRAWING NO. .851 25,000 PKG. NO. 183 SHEET 26 OF 98

KAE 19 1153 11-81 MC 3061a

AREA OF NONEXTANT SWIMMING POOL:
- FLOOR & WALLS OF POOL BURIED OR PARTIALLY BURIED (SOUTH END OF EAST WALL KNOCKED DOWN)
- SWIMMING POOL FILLED IN WITH CONC. RUBBLE, FILTER CLOTH, DIRT & GRASS
- SWIMMING POOL DRAINS REUSED

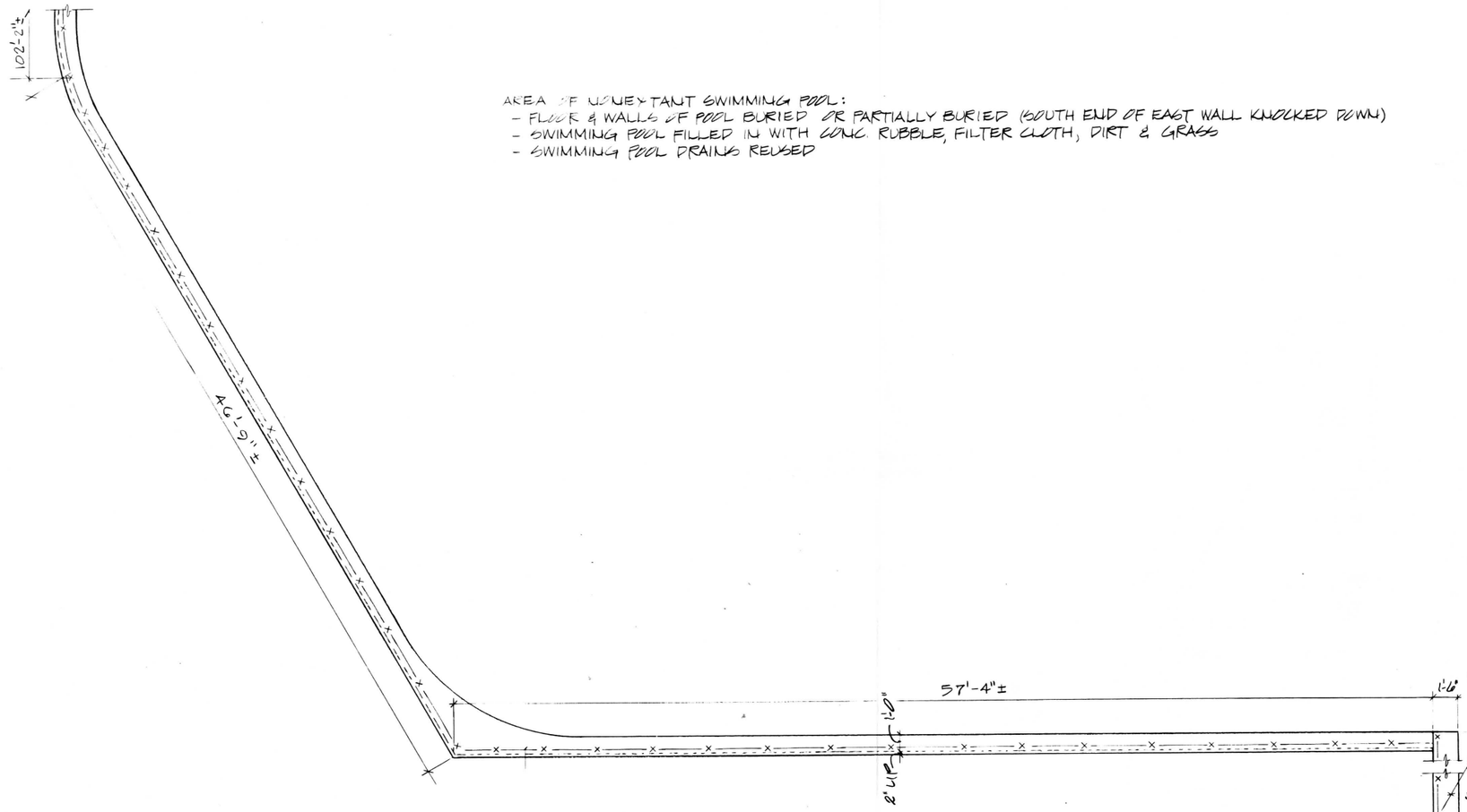

FLOOR PLAN
1/4" = 1'-0"

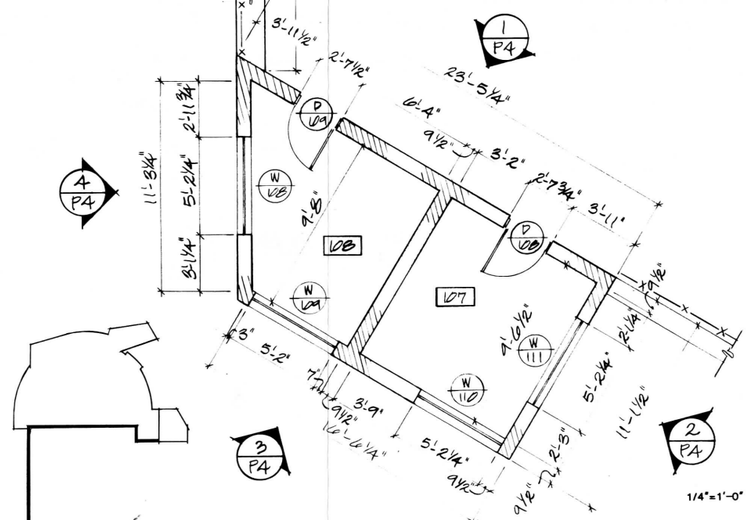

KEY PLAN

1/4"=1'-0"
0 1 2 4 6 8 10 FEET
0 1 2 3 METERS

DESIGNED:	SUB SHEET NO.	TITLE OF SHEET	DRAWING NO.
DRAWN: SHUFELT	P 1	GLEN ECHO PARK CRYSTAL POOL REMNANTS EXISTING CONDITIONS FLOOR PLANS (RESTROOMS)	851 25,000
TECH. REVIEW: FLEMING			PKG. NO. 183
DATE: 12/86			SHEET 27 OF 98

K&E 19 1193 11-81 MC 3061•

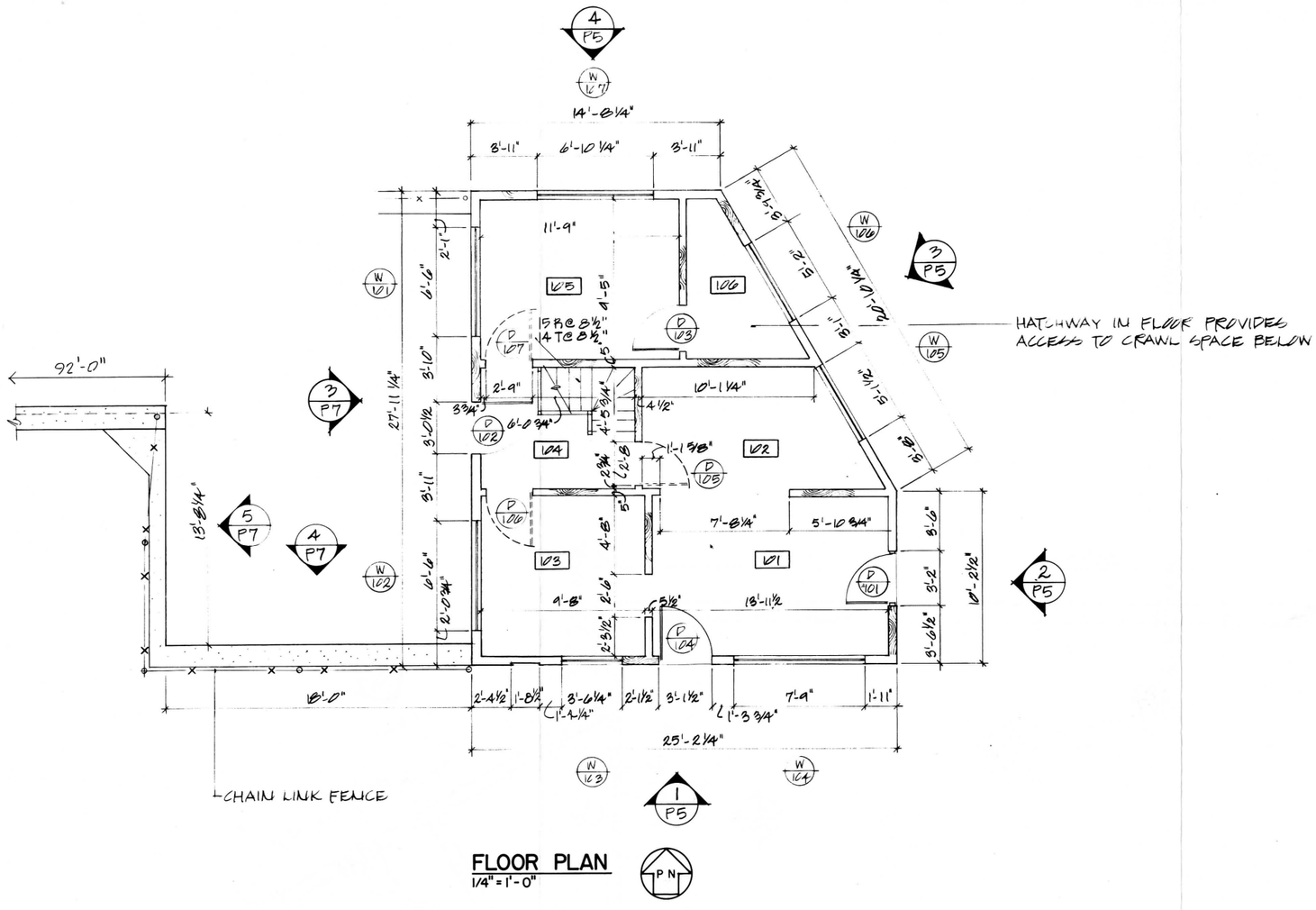

FLOOR PLAN
1/4" = 1'-0"

P N

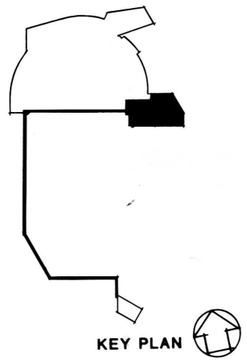

KEY PLAN

1/4"=1'-0"

0 1 2 4 6 8 10 FEET

0 1 2 3 METERS

DESIGNED:	SUB SHEET NO.	TITLE OF SHEET	DRAWING NO.
DRAWN: SHUFELT	P 2	GLEN ECHO PARK CRYSTAL POOL REMNANTS	851 25,000
TECH. REVIEW: FLEMING		EXISTING CONDITIONS FLOOR PLANS (FIRST AID BUILDING)	PKG. NO. 183
DATE: 12/86			SHEET 28 OF 98

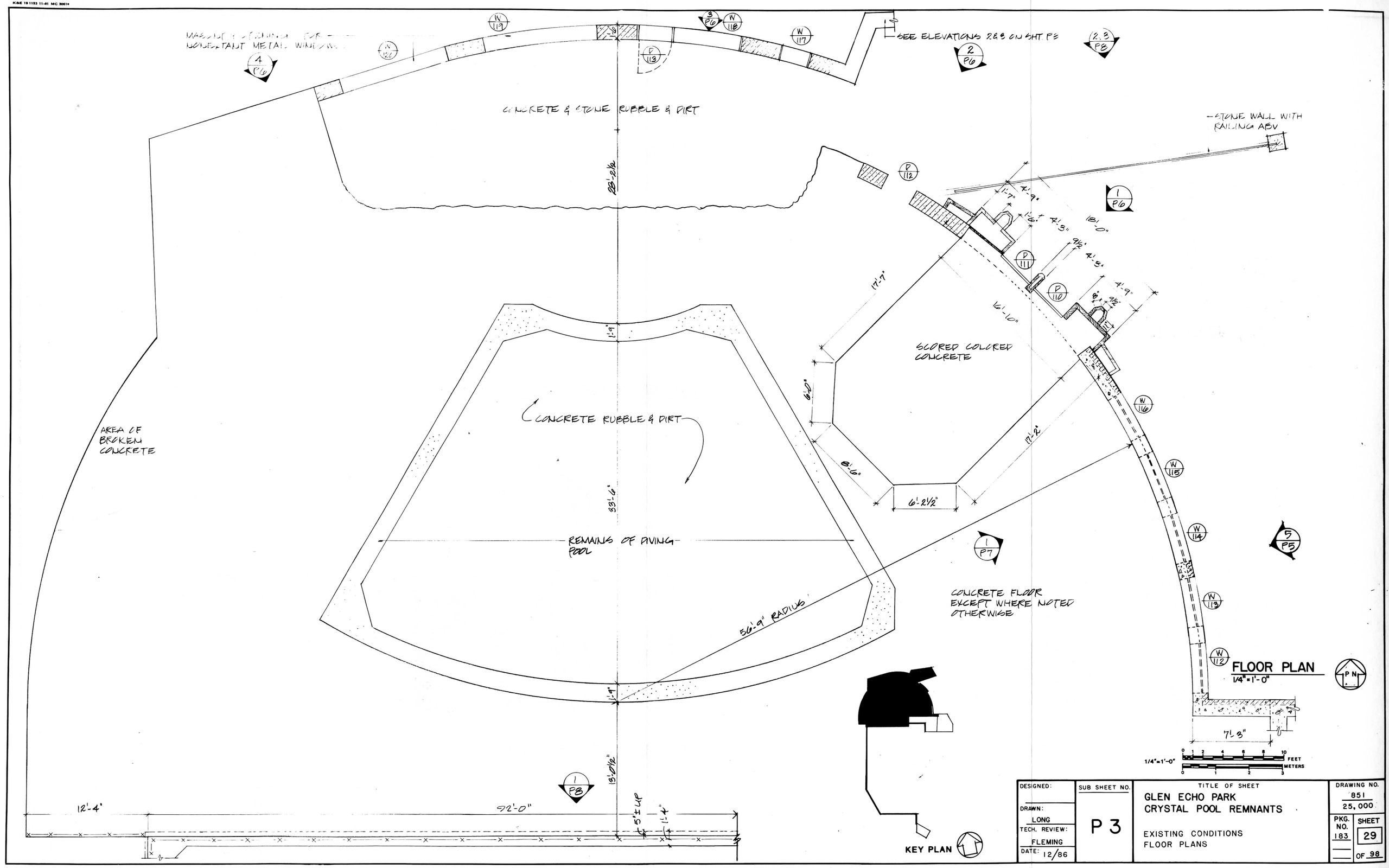

DESIGNED:	SUB SHEET NO.	TITLE OF SHEET	DRAWING NO.
DRAWN: LONG	P 3	GLEN ECHO PARK CRYSTAL POOL REMNANTS	851 25,000
TECH. REVIEW: FLEMING		EXISTING CONDITIONS FLOOR PLANS	PKG. NO. 183
DATE: 12/86			SHEET 29 OF 98

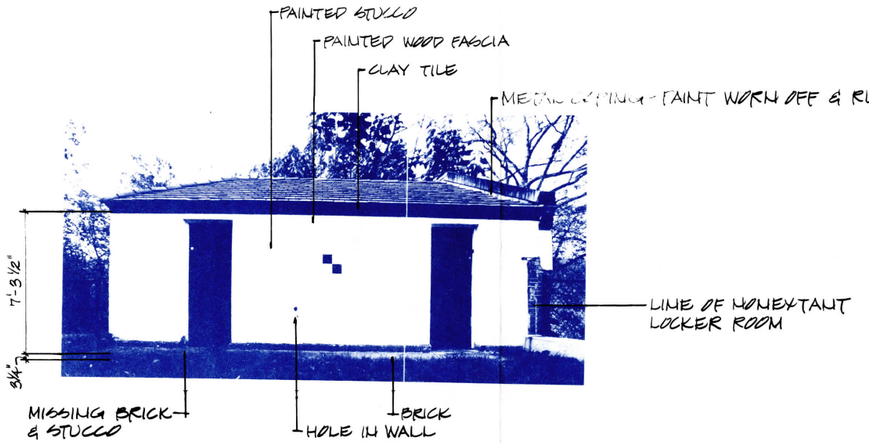

1 P4 NORTH ELEVATION (RESTROOMS)

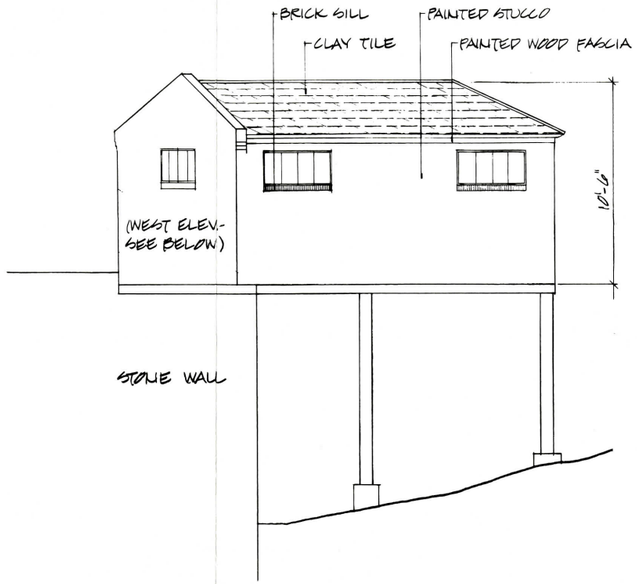

2 P4 SOUTH ELEVATION (RESTROOMS)



3 P4 EAST ELEVATION (RESTROOMS)



4 P4 WEST ELEVATION (RESTROOMS)

DESIGNED:	SUB SHEET NO.	TITLE OF SHEET	DRAWING NO.
DRAWN: SHUFELT	P 4	GLEN ECHO PARK CRYSTAL POOL REMNANTS	851 25,000
TECH. REVIEW: FLEMING		EXISTING CONDITIONS ELEVATIONS	PKG. NO. 183
DATE: 12/86			SHEET 30 OF 98

25972
OZALID

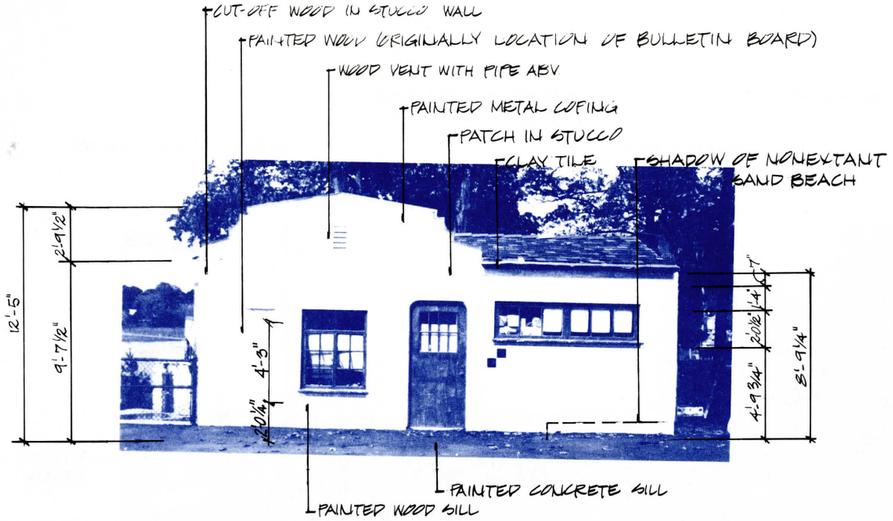

SOUTH ELEVATION
(FIRST AID BUILDING)

1 / P5

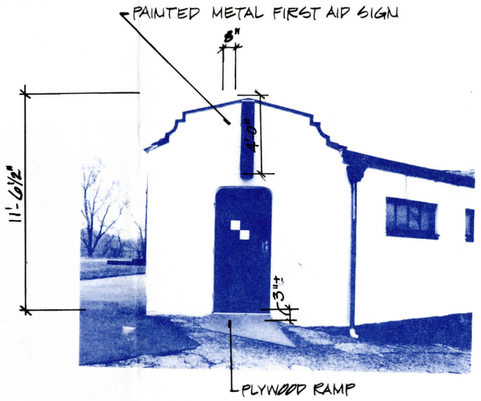

EAST ELEVATION
(FIRST AID BUILDING)

2 / P5

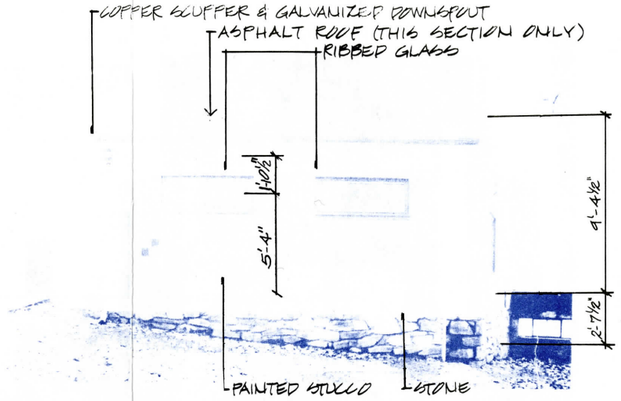

NORTHEAST ELEVATION
(FIRST AID BUILDING)

3 / P5

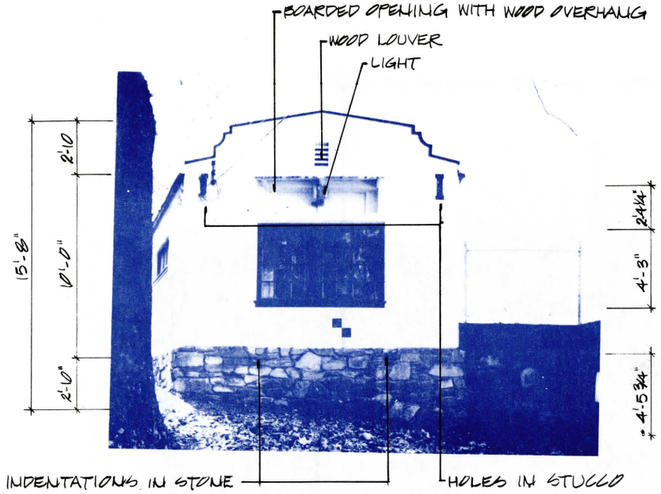

NORTH ELEVATION
(FIRST AID BUILDING)

4 / P5



EAST ELEVATION (STONE WALL)

5 / P5

DESIGNED:	SUB SHEET NO.	TITLE OF SHEET: GLEN ECHO PARK CRYSTAL POOL REMNANTS EXISTING CONDITIONS ELEVATIONS	DRAWING NO. 851 / 25,000
DRAWN: SHUFELT	P 5		PKG. NO. 183
TECH. REVIEW: FLEMING			SHEET 31 OF 98
DATE: 12/86			

55772
OZALID

KODE 19 1283 11-80 MC1747e

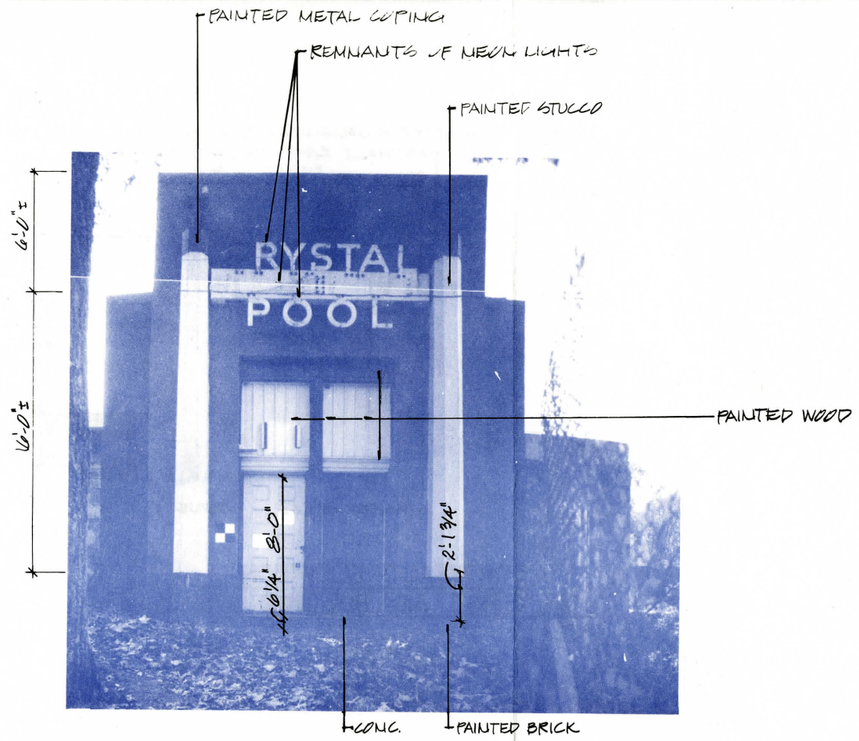

NORTHEAST ELEVATION (ENTRANCE PYLON)

1 / P6

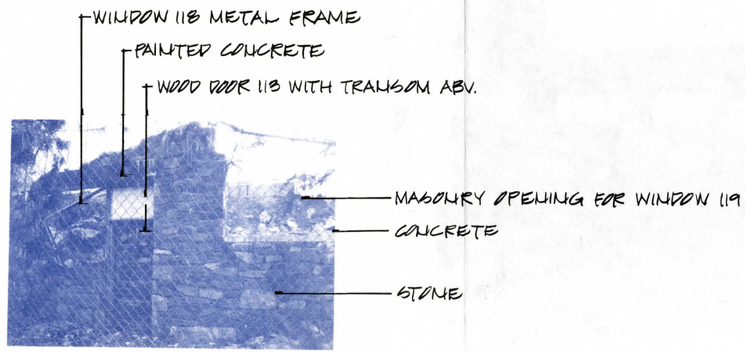

NORTH ELEVATION (STONE WALL)

3 / P6



NORTH ELEVATION (STONE WALL)

2 / P6



NORTH ELEVATION (STONE WALL)

4 / P6

DESIGNED:	SUB SHEET NO.	TITLE OF SHEET	DRAWING NO.
DRAWN: SHUFELT	P 6	GLEN ECHO PARK CRYSTAL POOL REMNANTS EXISTING CONDITIONS ELEVATIONS	851 25,000
TECH. REVIEW: FLEMING			PKG. NO. 183 / SHEET 32
DATE: 12/86			OF 98



1 P7 INTERIOR ELEVATION



2 P7 INTERIOR ELEVATION

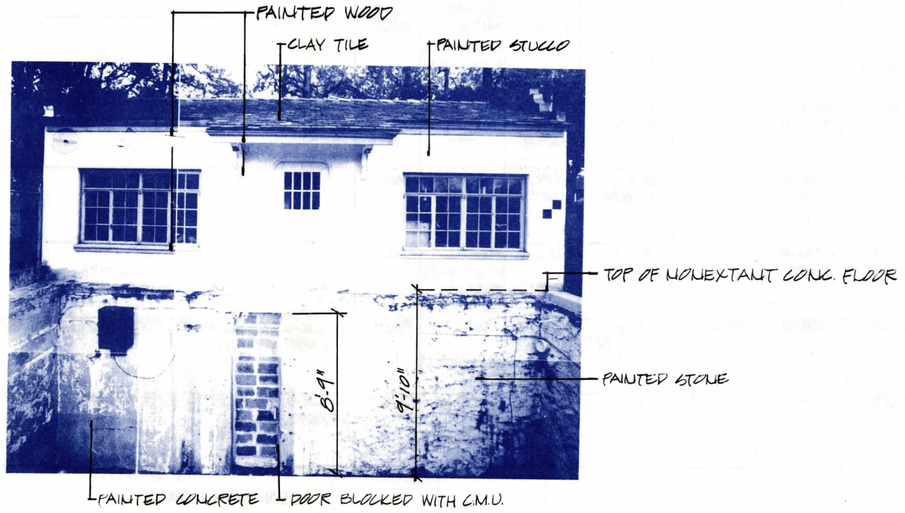

3 P7 INTERIOR ELEVATION & WEST ELEVATION (FIRST AID BUILDING)



4 P7 INTERIOR ELEVATION



5 P7 INTERIOR ELEVATION (RETAINING WALL)

DESIGNED:	SUB SHEET NO.	TITLE OF SHEET	DRAWING NO.
DRAWN: SHUFELT	P 7	GLEN ECHO PARK CRYSTAL POOL REMNANTS	851 25,000.
TECH. REVIEW: FLEMING		EXISTING CONDITIONS ELEVATIONS	PKG. NO. 183
DATE: 12/86			SHEET 33 OF 98

5572
OZALID



1 / P8 INTERIOR (RETAINING WALL)



2 / P8 NORTH ELEVATION (STONE WALL)



3 / P8 NORTH ELEVATION (STONE WALL)

ROOM FINISH SCHEDULE

BLDG.	FLOOR	ROOM	FLOOR		WALLS								CEILING			BASE			ARCHITRAVE			DOORS				WINDOWS			REMARKS
					NORTH		EAST		SOUTH		WEST											NOS.	FRAME/DOOR		DOOR SIZE	NOS.	FRAME/SASH		
			MAT.	FIN.	MAT.	FIN.	MAT.	FIN.	MAT.	FIN.	MAT.	FIN.	MAT.	FIN.	HGT.	MAT.	FIN.	HGT.	MAT.	FIN.	SIZE		MAT.	FIN.			MAT.	FIN.	
CRYSTAL POOL	FIRST AID	101	CONC.	NONE	GLAZED TILE / PLASTER	NONE / PAINT	GLAZED TILE / PLASTER	NONE / PAINT	GLAZED TILE / PLASTER	NONE / PAINT	GLAZED TILE / PLASTER	NONE / PAINT	PLASTER	PAINT	7'-4½"	NONE	—	—	WOOD	PAINT	3¼" x 4 3/8"	D 101	S.C. WOOD	PAINT	3'-0 x 6'-7 3/8"	W 104	METAL PIVOT	PAINT	
																						D 104	WOOD WITH 8 LIGHTS	PAINT	3'-0 x 6'-8"				
		102	CONC.	NONE	PLASTER / GLAZED TILE / HORIZ. BDS / PLYWOOD	PAINT / NONE / PAINT / PAINT	GLAZED TILE / EXTERIOR STUCCO	NONE / NONE	DRYWALL / GLAZED TILE	NONE / NONE	WOOD STUDS OVER METAL LATH & PLASTER	NONE	PLYWOOD / DRYWALL	PAINT / NONE	7'-5½"	NONE	—	—	WOOD	PAINT	3¼" x 4 3/8"	NONE	—	—	—	W 105	METAL PIVOT WITH RIBBED GLASS	PAINT	
		103	CONC.	NONE	PLASTER / GLAZED TILE	PAINT / NONE	PLASTER / GLAZED TILE	PAINT / NONE	PLASTER / GLAZED TILE	PAINT / NONE	PLASTER / GLAZED TILE	PAINT / NONE	PLASTER	PAINT	7'-5½"	NONE	—	—	WOOD	PAINT	3¼" x 4¼"	NONE	—	—	—	W 102, 108	METAL CASEMENT WITH FIXED GLASS ABV.	PAINT	
		104	CONC.	NONE	PLASTER	PAINT	PLASTER	PAINT	PLASTER	PAINT	PLASTER	PAINT	PLASTER	PAINT	7'-6¼"	WOOD (S)	PAINT	7½"	WOOD	PAINT	3¼" x 4 3/8"	D 102	WOOD WITH 8 LIGHTS	PAINT	3'-0" x 6'-7½"	NONE	—	—	
		105	CONC.	NONE	PLASTER (WITH FIBERBD PATCHES)	PAINT	PLASTER	PAINT	PLASTER	PAINT	PLASTER / HORIZ. BOARDS	PAINT / PAINT	PLYWOOD	PAINT	8'-6"	WOOD	PAINT	7¼"	WOOD	PAINT	3¼" x 4 3/8"	D 103	1-PANEL WOOD	PAINT	2'-8" x 6'-8¼"	W 101, 107	METAL CASEMENT WITH FIXED GLASS ABV	PAINT	
		106	CONC. W/ HATCH	NONE	EXP. WD. FRAMING	NONE	EXP. WD. FRAMING	NONE	EXP. WD. FRAMING	NONE	EXP. WD. FRAMING	NONE	EXP. WD. FRAMING	NONE	7'-8½" (TO BOTTOM OF JOISTS)	NONE	—	—	NONE	—	—	D 103	1-PANEL WOOD	PAINT	2'-8" x 6'-8¼"	W 106	METAL PIVOT WITH RIBBED GLASS	PAINT	
	RESTROOMS	107	CONC.	NONE	BRICK	PAINT (UPPER ½ ONLY)	BRICK	PAINT (UPPER ½ ONLY)	BRICK	PAINT (UPPER ½ ONLY)	BRICK	PAINT (UPPER ½ ONLY)	EXP. WD. FRAMING	PAINT	PEAKED 7'-1" TO 9'-6¾"	NONE	—	—	NONE	—	—	D 104	WOOD	PAINT	2'-5 x 6'-6 ½"	W 109 & 110	METAL (BOARDED)	PAINT	HOLES IN FLOOR FOR NONEXTANT FIXTURES, FLOOR DRAIN
		108	CONC.	NONE	BRICK	PAINT (UPPER ½ ONLY)	BRICK	PAINT (UPPER ½ ONLY)	BRICK	PAINT (UPPER ½ ONLY)	BRICK	PAINT (UPPER ½ ONLY)	EXP. WD. FRAMING	PAINT	PEAKED 7'-8½" TO 9'-7¼"	NONE	—	—	NONE	—	—	D 105	WOOD	PAINT (EXT.)	2'-6 x 6'-7½"	W 111 & 112	METAL PIVOT (BOARDED)	PAINT	HOLES IN FLOOR FOR NONEXTANT FIXTURES, FLOOR DRAIN

DESIGNED:
DRAWN: SHUFELT
TECH. REVIEW: FLEMING
DATE: 12/86

SUB SHEET NO. P 8

TITLE OF SHEET
GLEN ECHO PARK
CRYSTAL POOL REMNANTS
EXISTING CONDITIONS
ELEVATIONS / ROOM FINISH SCHEDULE

DRAWING NO. 851 / 25,000
PKG. NO. 183
SHEET 34 OF 98

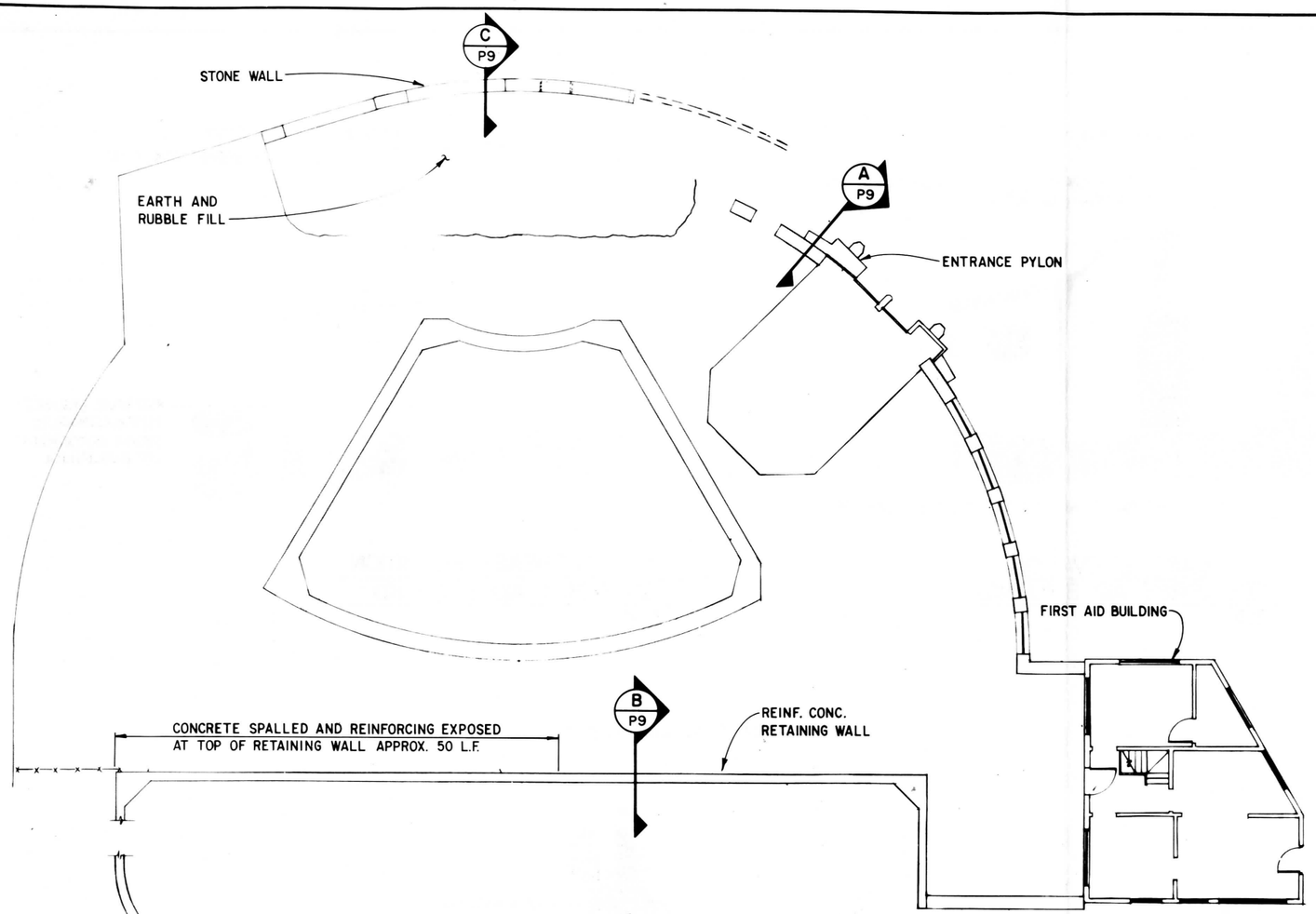

CRYSTAL POOL REMNANTS FLOOR PLAN
SCALE Ⓐ

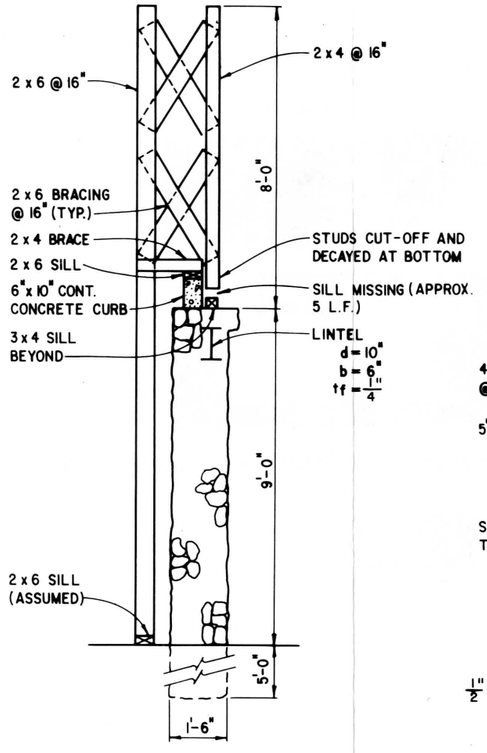

ENTRANCE PYLON SECTION
SCALE Ⓑ
A
P9

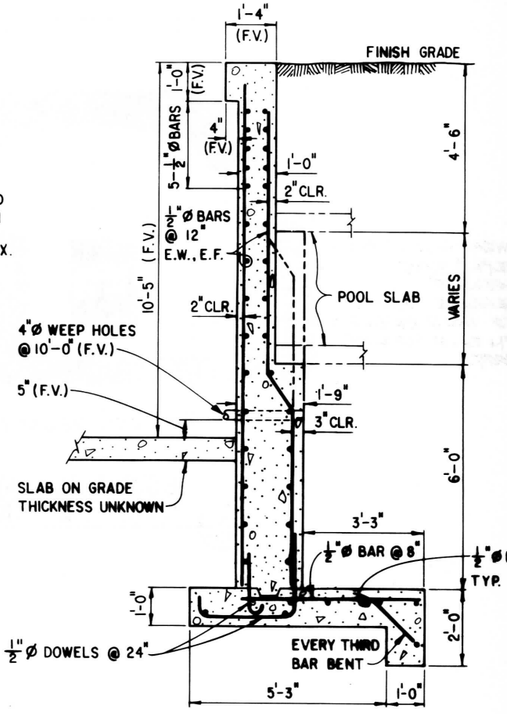

RETAINING WALL SECTION
SCALE Ⓑ
B
P9

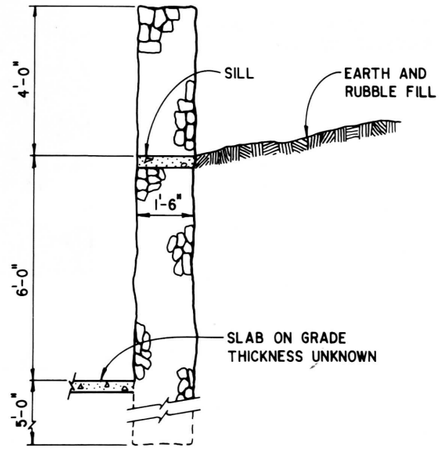

STONE WALL SECTION
SCALE Ⓑ
C
P9

NOTES

1. INFORMATION SHOWN FOR RETAINING WALL, SECTION B, IS FROM ORIGINAL DRAWING 851/82681, SHT. 10 OF 14. INFORMATION DESIGNATED (F.V.), WAS FIELD VERIFIED. ALL OTHER INFORMATION SHOWN COULD NOT BE VERIFIED IN THE FIELD.

SCALE Ⓐ 8 0 8 16 SCALE OF FEET

SCALE Ⓑ 2 0 2 4 SCALE OF FEET

DESIGNED: L. REYNOLDS DRAWN: S. Chipman TECH. REVIEW: M. PAUL DATE: 12/86	SUB SHEET NO. P 9	TITLE OF SHEET GLEN ECHO PARK CRYSTAL POOL REMNANTS EXISTING CONDITIONS STRUCTURAL PLANS	DRAWING NO. 851 25,000 PKG. NO. 183 SHEET 35 OF 98

☆ U.S. GOVERNMENT PRINTING OFFICE - 1985 - 577-135



SOUTH ELEVATION (FIRST AID BUILDING)
1 / P10



EAST ELEVATION (FIRST AID BUILDING)
2 / P10

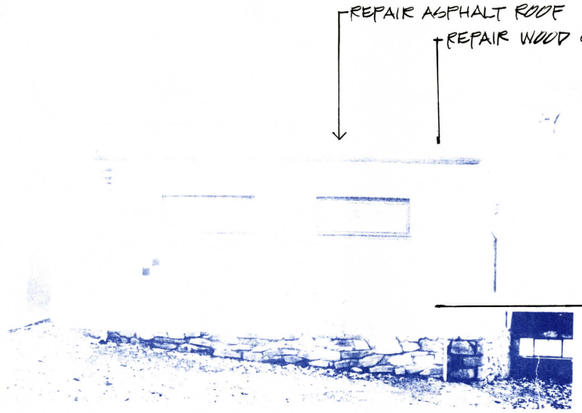

NORTHEAST ELEVATION (FIRST AID BUILDING)
3 / P10



NORTH ELEVATION (FIRST AID BUILDING)
4 / P10



EAST ELEVATION (STONE WALL)
5 / P10

DESIGNED: SHUFELT DRAWN: SHUFELT TECH. REVIEW: FLEMING DATE: 12/86	SUB SHEET NO. P 10	TITLE OF SHEET GLEN ECHO PARK CRYSTAL POOL REMNANTS PROPOSED REHABILITATION ELEVATIONS	DRAWING NO. 851 / 25,000 PKG. NO. 183 SHEET 36 OF 98

K&E 10 1153 11-81 MC 3061•

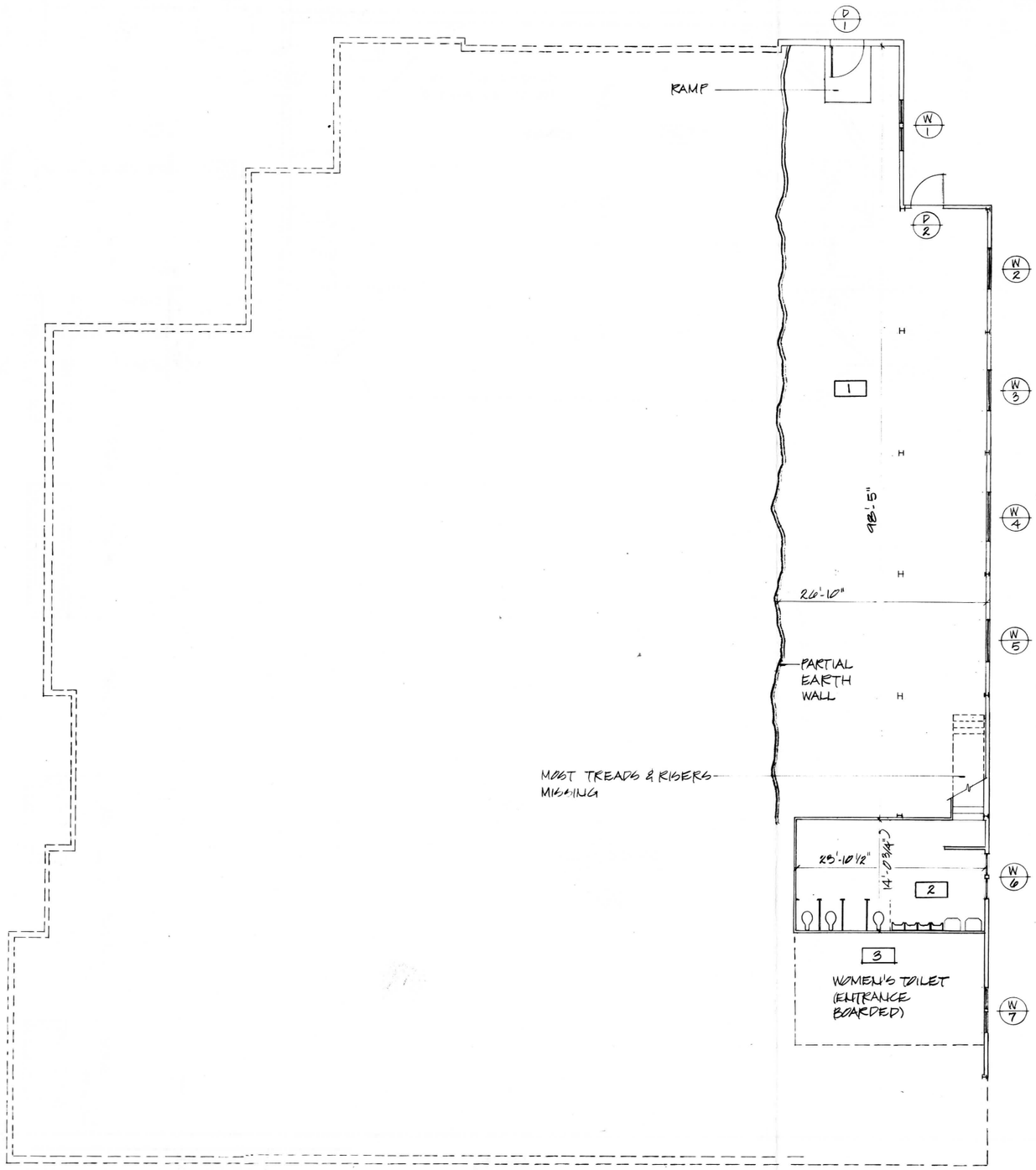

BASEMENT FLOOR PLAN
1/8" = 1'-0"

SPANISH BALLROOM REFRESHMENT AREA (ROOM 116)

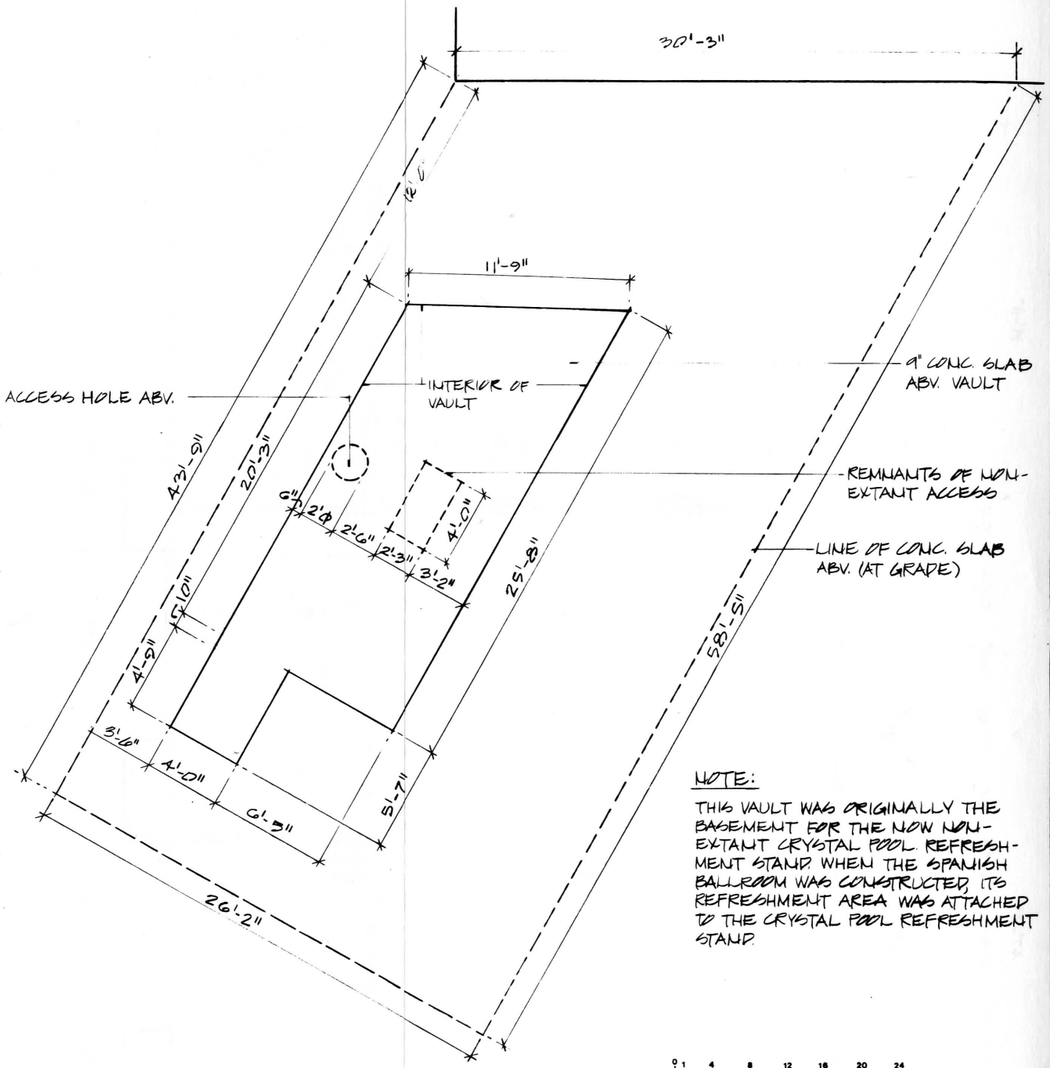

NOTE:

THIS VAULT WAS ORIGINALLY THE BASEMENT FOR THE NOW NON-EXTANT CRYSTAL POOL REFRESHMENT STAND. WHEN THE SPANISH BALLROOM WAS CONSTRUCTED, ITS REFRESHMENT AREA WAS ATTACHED TO THE CRYSTAL POOL REFRESHMENT STAND.

UNDERGROUND VAULT PLAN
1/4" = 1'-0"

1/8"=1'-0" 0 4 8 12 16 20 24 FEET; 0 1 2 3 4 5 6 7 METERS

1/4"=1'-0" 0 1 2 4 6 8 10 FEET; 0 1 2 3 METERS

DESIGNED:	SUB SHEET NO.	TITLE OF SHEET	DRAWING NO.
DRAWN: SHUFELT	S 1	GLEN ECHO PARK SPANISH BALLROOM EXISTING CONDITIONS FLOOR PLANS	851 25,000
TECH. REVIEW: FLEMING			PKG. NO. 183
DATE: 12/86			SHEET 37 OF 98

FIRST FLOOR PLAN (EAST)

1/4" = 1'-0"

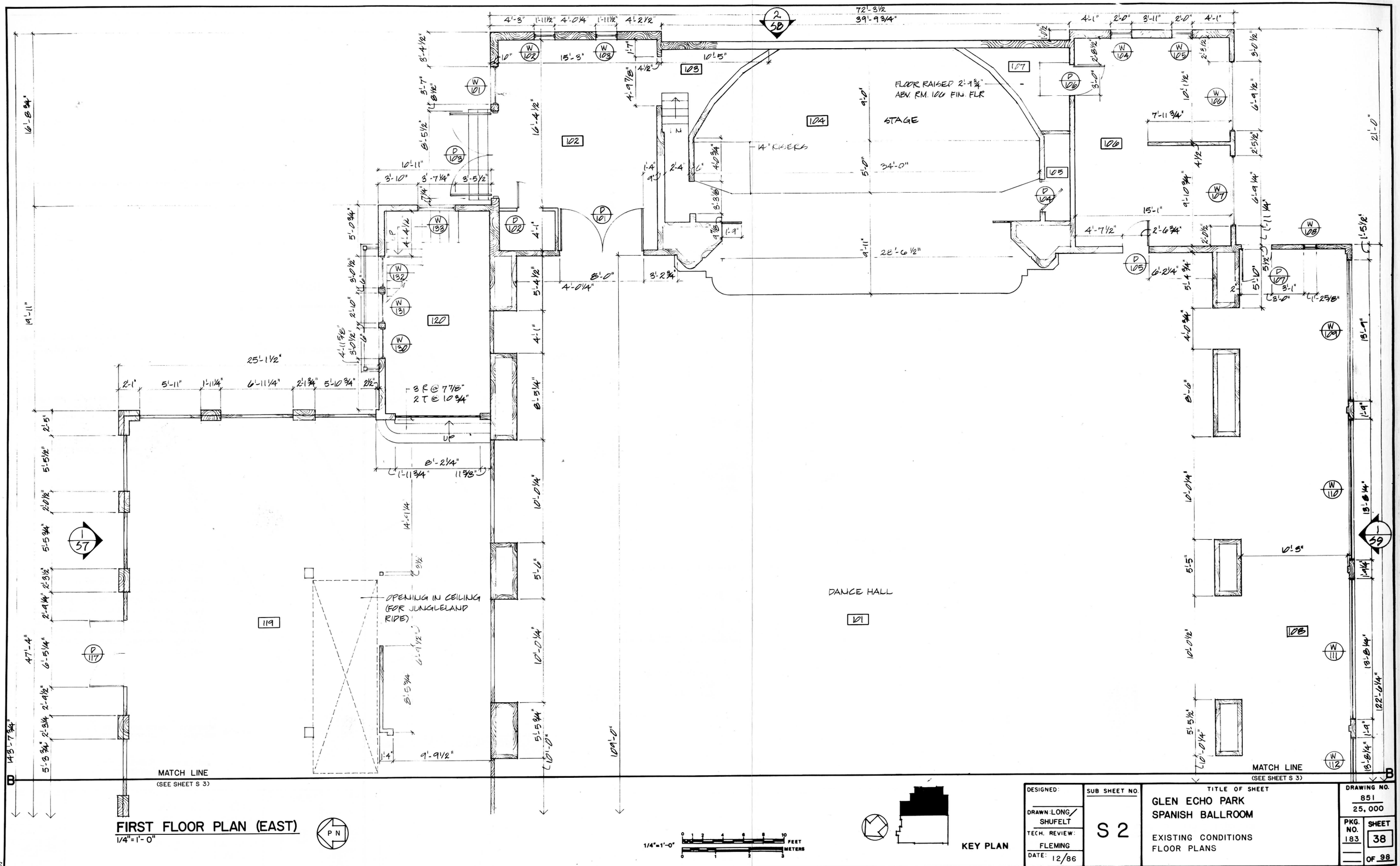

1/4"=1'-0" 0 1 2 4 6 8 10 FEET / 0 1 2 3 METERS

KEY PLAN

DESIGNED:	SUB SHEET NO.	TITLE OF SHEET	DRAWING NO.
DRAWN: LONG / SHUFELT	S 2	GLEN ECHO PARK SPANISH BALLROOM EXISTING CONDITIONS FLOOR PLANS	851 25,000
TECH. REVIEW: FLEMING			PKG. NO. 183 / SHEET 38
DATE: 12/86			OF 98

55772

OZALID

(SEE SHEET S 2)
MATCH LINE

(SEE SHEET S 2)
MATCH LINE

143'-7¾"
47'-4"
5'-5¾"
8'-5½"
2'-5"
8'-7¾"
1'-5½"
19'-2½"
7'-0¼"
1'-6"
3'-5¼"
2'-8½"
7'-1¼"
11'-0"
4'-0"
7½"
8"
5½"
5'-5¾"
2'-7½"
3'-1¾"
1'-0½"
W 129
W 128
W 127
W 126
1/57
3'-0"
1'-2¼"
3'-1¾"
35'-0"
H
H
DN
3 RISERS
XT @ 6½"
2'-6¾"
(1'-2¼")
7"
119
117
12'-8¼"
10'-0"
5'-5"
10'-0½"
5'-5¾"
10'-0"
109'-0"
67'-11"
101
DANCE HALL
PORTABLE RAMP
DN
9'-1½"
+2'-0¼"
118
2'-1"
8½"
6'-0"
1'-4¼"
(6¼")
P 116
16 T @ 11"
17 R @ 7"-7½"
UP
P 115
1'-5¾"
1'-4½"
1'-5¾"
5 T @ 11"
6 R @ 7"
DN
8"
5½"
7'-5"
6'-5¾"
6'-6½"
5¾"
P 112
115
5½"
5'-1¾"
5½"
P 113
6½"
7¾"
W 125
2'-4½"
5'-4½"
1'-11"
29'-5½"
14'-7½"
W 124
10'-5½"
REFRESHMENT AREA
116
SERVING COUNTERS
28'-1½"
2'-8½"
5'-5¾"
8'-11½"
4'-10¾"
P 114
4½"
3'-7½"
5'-2"
2½"
13'-10½"
PLYWOOD (TYP.)
TOP-METAL WORK
BOTT.M-WOOD
RAILING
METAL GATE
2'-6½"
2'-7½"
4'-0"
2'-7"
6'-6¼"
6'-5"
114
1'-0"
1'-4¼"
10'-2"
1'-11"
1'-8¾"
1'-11"
1'-11¾"
1'-0"
9'-2"
113
P 111
12'-4¼"
2¼"
89'-11"
4"
7'-6¼"
P 109
111
4"
22'-8¼"
112
110
P 110
2¼"
1'-0½"
1'-10"
1'-9¾"
1'-9¾"
1'-0½"
1'-5½"
5'-6"
2'-6"
10"
7'-6¼"
13'-9"
123'-6"
PLYWOOD (TYP.)
BOARDED OPENING (TYP.)
BOARDED WINDOW
W 123
W 122A
W 122
W 121
W 120
W 119
W 118
W 117
10'-0¼"
5'-1¾"
122'-6¼"
W 112
108
T&G WD TRAP DR
(LOCATION OF NON
EXTAUT STAIRS
TO BASEMENT)
5'-1½"
10'-0½"
5'-5"
10'-0¾"
W 114
4'-0½"
6'-8¼"
W 115
10'-5¾"
W 113
5'-1"
2'-8¼"
7'-0¼"
1'-4"
1/59
13'-8"
1'-8¾"
13'-8"
1'-11"
4'-10"
1'-10¾"
5'-1"
W 116
P 108
1'-2¼"
1'-10¾"
3'-0"
5'-4¾"

FIRST FLOOR PLAN (WEST)
1/4" = 1'-0"

P N

1/58

1/4"=1'-0"
0 1 2 4 6 8 10 FEET
0 1 2 3 METERS

KEY PLAN

DESIGNED:	SUB SHEET NO.	TITLE OF SHEET: GLEN ECHO PARK SPANISH BALLROOM EXISTING CONDITIONS FLOOR PLANS	DRAWING NO. 851 / 25,000
DRAWN: SHUFELT	S 3		PKG. NO. 183
TECH. REVIEW: FLEMING			SHEET 39 OF 98
DATE: 12/86			

55172
OZALID

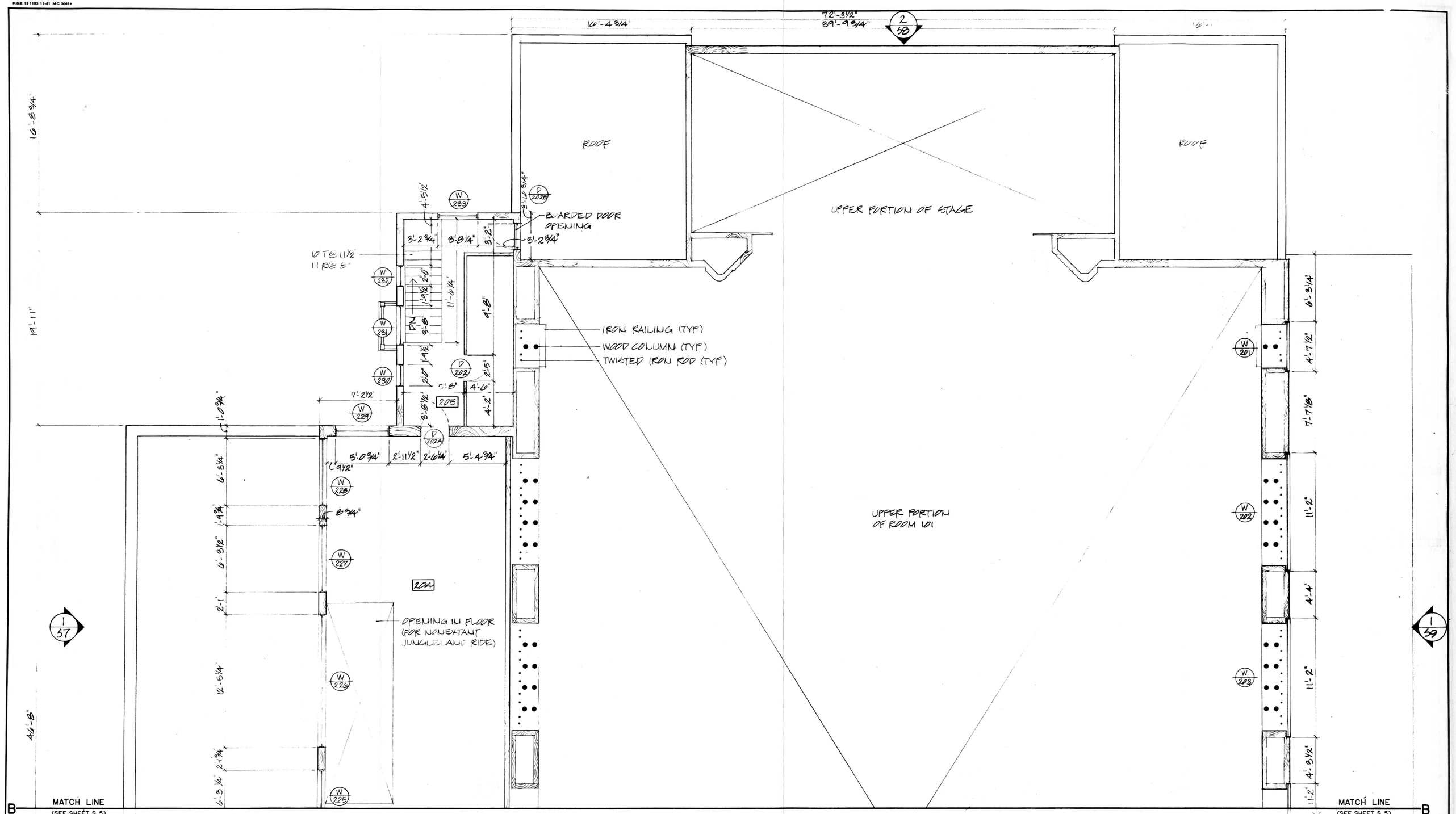

SECOND FLOOR PLAN (EAST)

1/4" = 1'-0"

1/4"=1'-0" FEET METERS

KEY PLAN

DESIGNED:	SUB SHEET NO.	TITLE OF SHEET	DRAWING NO.
DRAWN: SHUFELT	S 4	GLEN ECHO PARK SPANISH BALLROOM	851 / 25,000
TECH. REVIEW: FLEMING		EXISTING CONDITIONS FLOOR PLANS	PKG. NO. 183 / SHEET 40 OF 98
DATE: 12/86			

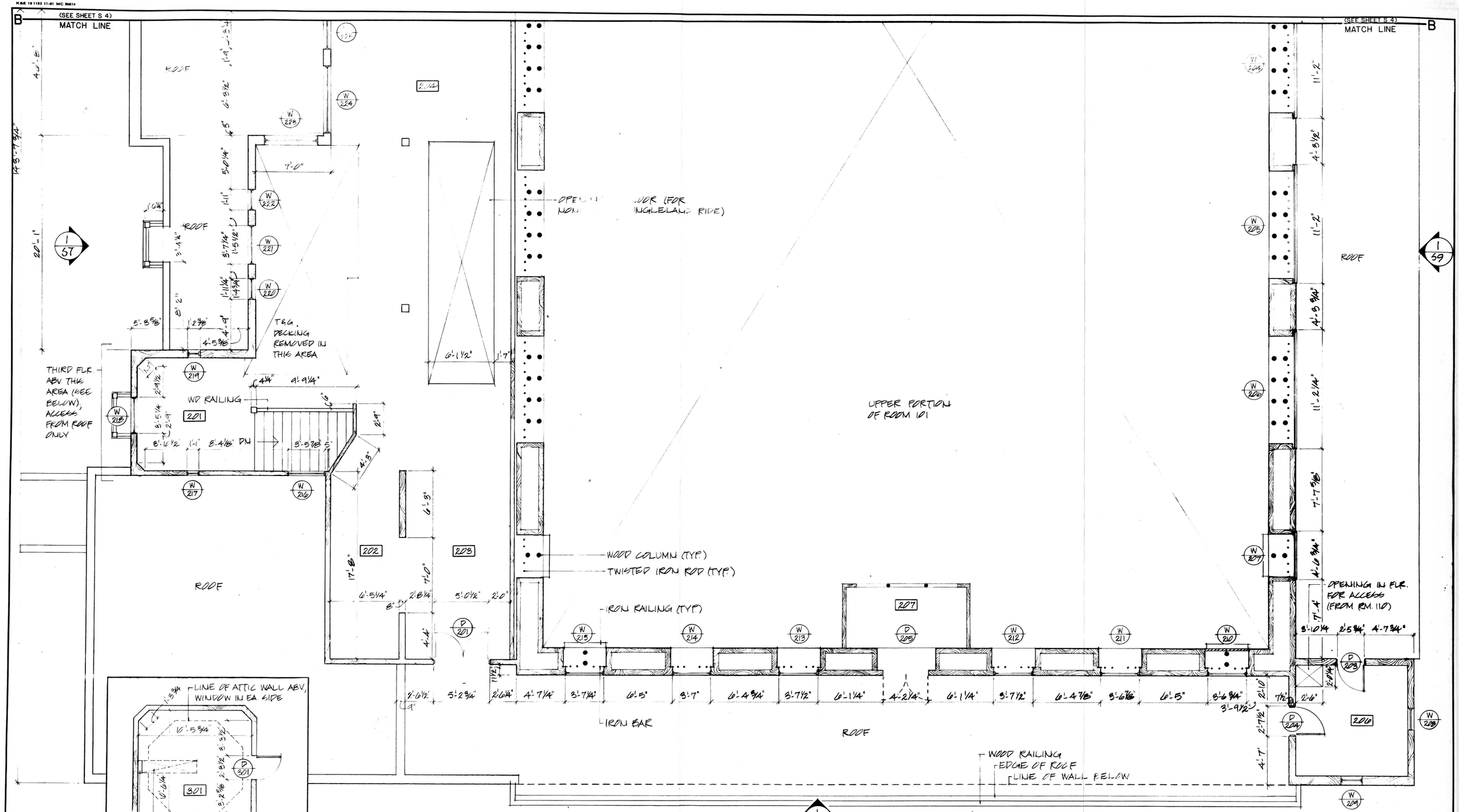

SECOND FLOOR PLAN (WEST)

1/4" = 1'-0"

THIRD FLOOR PLAN

1/4" = 1'-0"

1/4"=1'-0" FEET METERS

KEY PLAN

DESIGNED:	SUB SHEET NO.	TITLE OF SHEET	DRAWING NO.
DRAWN: SHUFELT	S 5	GLEN ECHO PARK SPANISH BALLROOM	851 / 25,000
TECH. REVIEW: FLEMING		EXISTING CONDITIONS FLOOR PLANS	PKG. NO. 183
DATE: 12/86			SHEET 41 OF 98

K&E 19 1153 11-81 MC 3061•

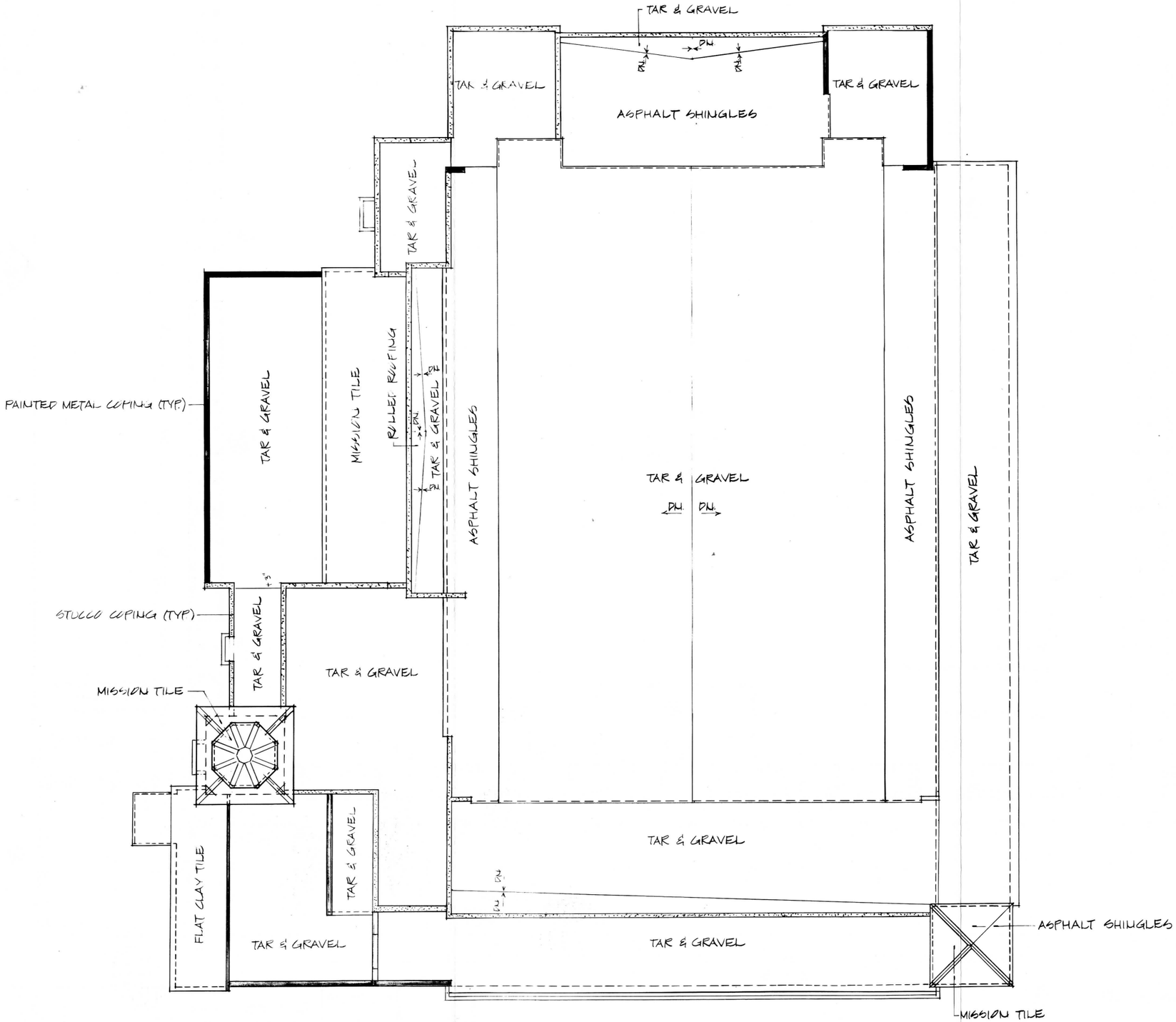

ROOF PLAN
1/8" = 1'-0"

P N

1/8"=1'-0" 0 1 4 8 12 16 20 24 FEET; 0 1 2 3 4 5 6 7 METERS

DESIGNED:	SUB SHEET NO.	TITLE OF SHEET	DRAWING NO.
DRAWN: FIELDS	S 6	GLEN ECHO PARK SPANISH BALLROOM EXISTING CONDITIONS ROOF PLAN	851 25,000
TECH. REVIEW: FLEMING			PKG. NO. 183
DATE: 12/86			SHEET 42 OF 98

K&E 19 1153 11-81 MC 30614

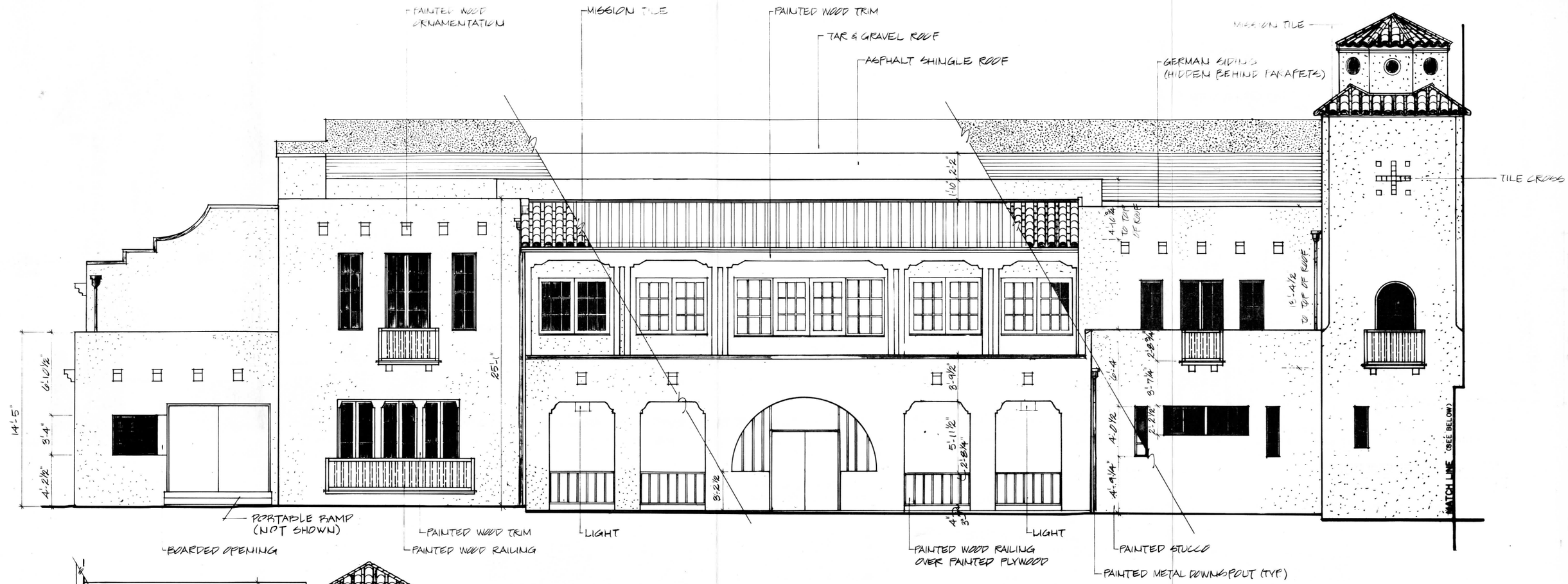

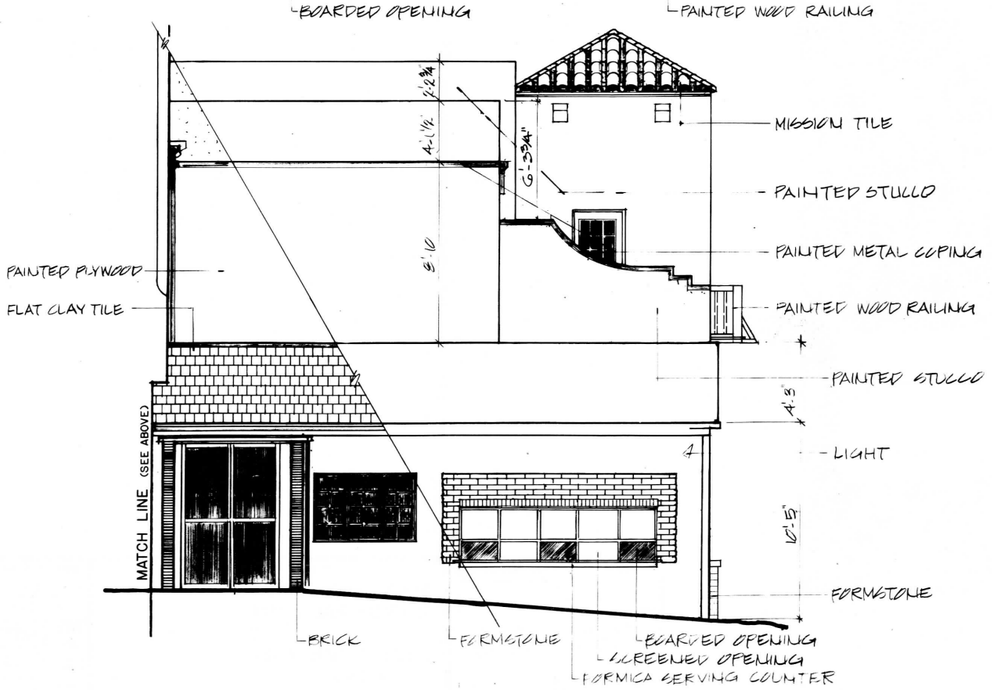

1 / S7 **NORTH ELEVATION**
1/4" = 1'-0"

1/4"=1'-0" 0 1 2 4 6 8 10 FEET; 0 1 2 3 METERS

DESIGNED:	SUB SHEET NO.	TITLE OF SHEET	DRAWING NO.
DRAWN: FIELDS	S 7	GLEN ECHO PARK SPANISH BALLROOM EXISTING CONDITIONS ELEVATIONS	851 25,000
TECH. REVIEW: FLEMING			PKG. NO. 183 / SHEET 43
DATE: 12/86			OF 98

TILE CROSS (BEHIND TREE)
PAINTED METAL COPING

THIRD FLOOR ENTRANCE
MEDIUM TILE

PAINTED PLYWOOD
PAINTED METAL COPING OVER WD RAILING (THIS SECTION ONLY)
BOARDED DOOR
PAINTED WOOD RAILING

PAINTED STUCCO

BOARDED DOOR

MEDIUM TILE (NORTH & WEST SIDES OF TOWER ROOF)

CRACKS IN STUCCO



FORMSTONE
FORMICA SERVING COUNTER
PAINTED METAL BARS ON WINDOW
PAINTED METAL DOWNSPOUT
BOARDED WINDOW
BOARDED DOOR
PAINTED WOOD RAILING OVER PAINTED PLYWOOD
PAINTED STUCCO
WOOD STAIRS
PAINTED PLYWOOD DBL DOOR
PAINTED GERMAN SIDING

1/S8 WEST ELEVATION

PAINTED METAL CASEMENT WINDOWS
PAINTED METAL COPING
DOUBLE PAINTED WOOD DOOR TO ATTIC OVER DANCE HALL
PAINTED STUCCO FAN ENCLOSURES



PAINTED METAL DOWNSPOUT
CONCRETE PROJECTIONS
SHADOW OF NONEXTANT SHED ROOF
PAINTED STUCCO
PAINTED WD SILL
PAINTED WD RAILING OVER PAINTED PLYWOOD

2/S8 EAST ELEVATION

DESIGNED:	SUB SHEET NO.	TITLE OF SHEET	DRAWING NO.
DRAWN: SHUFELT	S 8	GLEN ECHO PARK SPANISH BALLROOM	851 25,000
TECH. REVIEW: FLEMING		EXISTING CONDITIONS ELEVATIONS	PKG. NO. 183
DATE: 12/'86			SHEET 44 OF 98

OZALID

VEGETATION GROWING IN WALL

ASPHALT SHINGLES

COPPER DOWNSPOUT (TYP EXCEPT WHERE NOTED OTHERWISE)

COPPER GUTTERS

ASPHALT SHINGLES

TAR & GRAVEL

PAINTED METAL AWNING WINDOWS

PAINTED [illegible]

(GALVANIZED)

(GALVANIZED)

MATCH LINE (SEE BELOW)

PAINTED METAL CASEMENT WINDOWS

PAINTED WOOD DOUBLEHUNG WINDOWS

SIDING PROJECTS 3"± ALONG ENTIRE LENGTH OF THIS BAND

CONC FOOTING

MISSING SIDING

BOARDED WINDOW

C.M.U.

BOARDED SCREENED OPENING

STEEL COLUMN

PAINTED GERMAN SIDING; CONDITION OF SIDING PARTICULARLY POOR BENEATH DOWNSPOUTS (OR MISSING SECTIONS OF DOWNSPOUTS), MUCH OF PAINT WORN OFF SIDING

WINDOW MISSING

PARTS OF WINDOW MISSING

HORIZONTAL WD BOARDS (WINDOWS MISSING)

PAINTED METAL CASEMENT WINDOWS WITH ONE ROW OF FIXED GLASS ABV.

CRACKS IN FOUNDATION WALL

SHADOW OF NON-EXTANT STAIRS

VERT. SIDING W/O BEAD

VERT. SIDING W/ BEAD

PAINTED WOOD HOPPER WINDOWS

PAINTED WOOD CORNERBOARD

PAINTED VERTICAL T&G WOOD SIDING

PAINTED WOOD CASEMENT WINDOWS

STEEL COLUMN

CONC FOOTING

C.M.U.

1'-8"

1'-10"

MATCH LINE (SEE ABOVE)

VERT. SIDING W/ BEAD

VERT. SIDING W/O BEAD

1/S9 SOUTH ELEVATION

1/4"= 1'-0"

1/4"=1'-0" 0 1 2 4 6 8 10 FEET; 0 1 2 3 METERS

DESIGNED:	SUB SHEET NO.	TITLE OF SHEET	DRAWING NO.
DRAWN: FIELDS	S 9	GLEN ECHO PARK SPANISH BALLROOM EXISTING CONDITIONS ELEVATIONS	851 25,000
TECH. REVIEW: FLEMING			PKG. NO. 183
DATE: 12/86			SHEET 45 OF 98

☆ U.S. GOVERNMENT PRINTING OFFICE - 1985 - 577-135



1 S10 EAST ELEVATION



2 S10 EAST ELEVATION



3 S10 EAST ELEVATION

ROOM FINISH SCHEDULE

BLDG.	FLOOR	ROOM	FLOOR MAT.	FLOOR FIN.	WALLS NORTH MAT.	WALLS NORTH FIN.	WALLS EAST MAT.	WALLS EAST FIN.	WALLS SOUTH MAT.	WALLS SOUTH FIN.	WALLS WEST MAT.	WALLS WEST FIN.	CEILING MAT.	CEILING FIN.	CEILING HGT.	BASE MAT.	BASE FIN.	BASE HGT.	ARCHITRAVE MAT.	ARCHITRAVE FIN.	ARCHITRAVE SIZE	DOORS NOS.	DOORS FRAME/DOOR MAT.	DOORS FRAME/DOOR FIN.	DOORS DOOR SIZE	WINDOWS NOS.	WINDOWS FRAME/SASH MAT.	WINDOWS FRAME/SASH FIN.	REMARKS
SPANISH BALLROOM	BASEMENT	1	DIRT	NONE	DIRT, CONC. PIERS, CRAWL SPACE	NONE	C.M.U.	NONE	WD. STUDS OVER HORIZ. WD. SIDING	NONE	C.M.U.	NONE	EXP. WD. & STEEL FRAMING	NONE	VARIES 8'-7 TO 8'-2 (TO STL BM.)	NONE	—	—	NONE	—	—	D1	HOLLOW METAL	PAINT	3'-11 3/4" x 5'-11 5/8"	W 1-5	WD. CASEMENT	PAINT	W 1 HAS 4 PANELS, EACH WITH 6 LIGHTS; W2-W5 HAVE 3 PANELS, EACH WITH 8 LIGHTS; DOOR 2 HAS 2 DOORS IN OPENING
																						D2	BATTEN/ PANEL	PAINT (EXT. ONLY)	4'-2 3/4" x 7'-8 1/2"				
		2	CONC.	NONE	CONC.	PAINT	3 1/2" x 3/4" BEADED T&G WD. PANELING	PAINT	CONC.	PAINT	CONC.	PAINT	CONC.	PAINT	9'-2"	NONE	—	—	WOOD	PAINT	7/8" x 3 3/4"; 7/8" x 5"	NONE	—	—	—	W 6	WOOD DOUBLE HUNG 6 OVER 6	PAINT	BEADED T&G WD. TOILET PARTITIONS: DOORS & PART OF ONE PARTITION MISSING
		3																								W 7	WOOD DOUBLE HUNG - 6 OVER 6	PAINT	ACCESS TO THIS ROOM HAS BEEN BOARDED
	FIRST	101	2 1/4" T&G WOOD	NONE	PLASTER	PAINT	PLASTER	PAINT	PLASTER	PAINT	PLASTER	PAINT	ACOUS. TILE	PAINT	21'-10"±	WOOD	PAINT	7 5/8"	WOOD	PAINT	(" (D 105), 3" (D 101)	D 101 (DBL.)	WOOD	PAINT	3'-11 5/8" x 6'-11 1/2 (EA PAN)	W201-207 & W210-216	METAL CASEMENT & AWNING	PAINT	WINDOWS AT UPPER PORTION OF ROOM
																						D 105	WOOD	NONE	(DOES NOT FLT OPENING)				
		102	3 1/4" T&G WOOD	NONE	DRYWALL	PAINT	DRYWALL	PAINT	DRYWALL	PAINT	DRYWALL	PAINT	EXP. WD. FRAMING	NONE	SLOPES 10'-0 1/4"-S 11'-2 1/2"-N	NONE	—	—	NONE	—	—	D 101 (DBL.)	WOOD	PAINT	3'-11 5/8" x 6'-11 1/2 (EA PAN)	W 101-103	METAL CASEMENT	PAINT	CLOSET INT.: UNFIN WD. STUDS OVER PLYWD. CLOSET EXT: PAINTED PLYWOOD. CLOSET DOES NOT EXTEND TO CLG OF RM. 102. CLOSET CONTAINS ELECTRICAL PANELS
																						D 102	WOOD	PAINT	2'-5 5/8" x 6'-8"				
																						D 103 (DBL.)	METAL	PAINT	4' x 6'-0 3/4"				
		103	5/4" & 2 1/4" x 3/4" T&G WD.	NONE	WD. STUDS OVER FIBERBD & DRYWALL	NONE	WOOD STUDS OVER BOARDS	NONE	WOOD STUDS OVER	NONE	WOOD FRAMING	NONE	EXP. WD. FRAMING	NONE	SLOPES (SEE REMARKS)	NONE	—	—	NONE	—	—	NONE	—	—	—	NONE	—	—	OPEN WD. STAIRS: 5 R (7"); 4 T (9 3/4"); STAGE ELR 2'-10 1/2" ABV RM. 102 FLR.; CLG HGT TO TOP OF STAIRS - 15'-3 1/2" & TO RM. 102 FLR. LEVEL - 15'-11 1/2"

DESIGNED:
DRAWN: SHUFELT
TECH. REVIEW: FLEMING
DATE: 12/86

SUB SHEET NO. S 10

TITLE OF SHEET
GLEN ECHO PARK
SPANISH BALLROOM

EXISTING CONDITIONS
ELEVATIONS / ROOM FINISH SCHEDULE

DRAWING NO. 851 25,000

PKG. NO. 183

SHEET 46 OF 98

K&E 10 1193 11-81 MC 3061•

ROOM FINISH SCHEDULE

BLDG: SPANISH BALLROOM
FLOOR: FIRST

ROOM	FLOOR MAT.	FLOOR FIN.	WALLS NORTH MAT.	WALLS NORTH FIN.	WALLS EAST MAT.	WALLS EAST FIN.	WALLS SOUTH MAT.	WALLS SOUTH FIN.	WALLS WEST MAT.	WALLS WEST FIN.	CEILING MAT.	CEILING FIN.	CEILING HGT.	BASE MAT.	BASE FIN.	BASE HGT.	ARCHITRAVE MAT.	ARCHITRAVE FIN.	ARCHITRAVE SIZE	DOORS NOS.	DOORS FRAME/DOOR MAT.	DOORS FRAME/DOOR FIN.	DOORS DOOR SIZE	WINDOWS NOS.	WINDOWS FRAME/SASH MAT.	WINDOWS FRAME/SASH FIN.	REMARKS
104	2 3/8" T&G WOOD	NONE	FIBERBD	PAINT	PLYWOOD	PAINT	FIBERBD	PAINT	FIBERBD	PAINT	FIBERBD.	PAINT	VARIES (3'-3½" AT TOP STEP	NONE	—	—	NONE	—	—	D104	METAL	PAINT	3'x 7'-1¼" (OPENING ADJUSTED)	NONE	—	—	FLOOR HAS 2 RISERS AT 1'-2" EA.
105																											ROOM LOCKED: EQUIPMENT STORAGE
106	T&G WOOD	NONE	½" PLYWD.	NONE	PLYWOOD / DRYWALL	PAINT / PAINT	DRYWALL	PAINT	PLYWOOD / DRYWALL	PAINT (PARTIAL) / PAINT	DRYWALL	NONE	10'-7"	WOOD (E, S)	NONE	3¾" (x¾")	WOOD	NONE	½"	D106 D105	H.C. WOOD H.C. WOOD	NONE NONE	3'-0" x 6'-8" 2'-6" x 6'-8"	W 104, 105 W 106, 107	BOARDED METAL HOPPER	 PAINT	SECTIONS OF CEILING MISSING, PLYWOOD PATCH IN FLOOR; EVIDENCE OF WATER DAMAGE, PAINTED PLYWOOD PARTITION DIVIDING RM
107	PLYWOOD	NONE	PLYWOOD	NONE	PLYWOOD	NONE	PLYWOOD	NONE	PLYWOOD	NONE	PLYWOOD & WD. JOISTS	NONE	9'-8	NONE	—	—	NONE	—	—	D106	H.C WOOD	NONE	3'-0" x 6'-8"	NONE	—	—	CEILING HEIGHT TO RAISED PLATFORM - 6'-10¼"
108	2 3/8" T&G WOOD	NONE	PLASTER	PAINT	HORIZ BDS.	PAINT	5 5/8" WD STUDS OVER HORIZ BOARDS	PAINT	PLYWOOD	PAINT	EXP. WD. FRAMING	NONE	8'-0½" (N) 7'-4½" (S)	WOOD (N)	PAINT	7¼"	NONE	—	—	D107	6 PANEL WOOD	PAINT	2'-11 ¾" x 7'-0"	W 108 W 109-113	METAL CASE. METAL CASEMENT & FIXED GLASS	PAINT PAINT	
109	2 3/8" T&G WOOD	NONE	PLASTER	PAINT	PLYWOOD / CHAIN LINK	NONE / NONE	5 5/8" WD STUDS OVER HORIZ. BOARDS	PAINT	PLYWOOD	PAINT	EXP. WD. FRAMING	NONE	8'-1" (N) 7'-4¼" (S)	WOOD (N)	PAINT	7"	NONE	—	—	D108	PLYWOOD	PAINT	3'-0" x 6'-7"	W 114, 115	METAL CASEMENT & FIXED GLASS	PAINT	
110	T&G WOOD	NONE	STUDS OVER PLYWOOD	NONE	PLASTER / PLYWOOD	PAINT / PAINT	PLASTER	PAINT	PLASTER	PAINT	EXP. WD. FRAMING	NONE	9'-3" (E) 9'-1" (W)	WOOD	PAINT	7"	NONE	—	—	D108 D109	PLYWOOD PLYWOOD	NONE NONE	3'-0" x 6'-7" 2'-0" x 6'-11¾"	W 116-119	METAL CASEMENT	PAINT	OPENING IN CEILING FOR ACCESS TO TOWER, N WALL DOES NOT EXTEND UP TO CLG., STAIRS DOWN TO RESTROOMS COVERED WITH WOOD BOX; BOARDED OPENINGS - EAST & WEST WALLS
111	T&G WOOD	NONE	PLYWOOD	PAINT	PLASTER	PAINT	PLYWOOD	PAINT	PLASTER	PAINT	EXP. WD FRAMING	NONE	9'-2¾" (E) 9'-1½" (W)	WOOD (E)	PAINT	7½"	NONE	—	—	D110 (DBL.) D109	WOOD PLYWOOD	PAINT PAINT	2'-10" x 6'-9" (EA. PANEL) 2'-0" x 6'-11¾"	NONE	—	—	PAINTED PLYWOOD AROUND D110 TO MAKE ORIGINAL OPENING SMALLER)
112	T&G WOOD	NONE	PLYWOOD	PAINT	PLASTER	PAINT	PLYWOOD	NONE	PLASTER	PAINT	EXP. WD. FRAMING	NONE	9'-1½" (E) 9'-0" (W)	WOOD (E, W)	PAINT	7¼"	NONE	—	—	NONE	—	—	—	NONE	—	—	OPENINGS IN WEST WALL COVERED WITH PAINTED PLYWOOD (OPENINGS 7'-5½" WIDE BY 7'-5" TALL), OPENINGS TO RM. 101 BOARDED
113	T&G WOOD	NONE	PLYWOOD	PAINT	PLASTER	PAINT	STUDS OVER PLYWOOD	NONE	PLASTER	PAINT	EXP. WD. FRAMING	NONE	9'-2" (E) 9'-1" (W)	WOOD (E, W)	PAINT	7¼" (x 1")	NONE	—	—	D111 (DBL.)	H.C. FIBERBOARD & METAL GATE	NONE PAINT	2'-6" x 6'-8" (EA. PANEL)	NONE	—	—	OPENINGS IN WEST & EAST WALLS BOARDED
114	T&G WOOD	NONE	PLASTER	PAINT	PLYWOOD	PAINT	PLASTER	PAINT	PLASTER	PAINT	EXP. WD. FRAMING	NONE		WOOD (N, W)	PAINT	5¾"	NONE	—	—	D115 D111 (DBL.)	PLYWOOD FIBERBD & METAL GATE	PAINT NONE	2'-4" x 6'-8" 2'-6" x 6'-8" (EA PANEL)	W 120-122	METAL CASEMENT	PAINT	APPROX 4' x 8' PLYWD. PATCH IN FLR.; PAINTED PLYWD. AROUND AROUND D111 & 115 (TO MAKE ORIGINAL OPENINGS SMALLER), OPENINGS BTWN. RMS 114 & 116 BLOCKED BY PAINTED PLYWD., WD. RAILING & METAL GATE, PLYWD PATCH IN CLG.
115	T&G WOOD	NONE	PLASTER	PAINT	PLASTER	PAINT	PLASTER	PAINT	PLYWOOD / PINE PANELING	PAINT / VARNISH	EXP WD. FRAMING	NONE	9'-8½" (N WALL) 12'-8" (S)	WOOD (E)	PAINT	5¾"	WOOD	VARNISH	2¼"	D112 (DBL.) D113	ALUM. & GLASS H.C. WOOD	NONE NONE	2'-5⅝" x 6'-11⅜" (EA PANEL) 2'-8" x 6'-8"	NONE	—	—	NORTH 7' OF CLG. SLOPES DOWN (CLG HGT. - 12'-11" TO 9'-2", WD STAIRS: 6R (7") & 5T (12") WITH PAINTED WD. HANDRAIL, METAL RAILINGS EXTENDS N 7'-11½" FROM EDGE OF STAIRS ON W WALL
116	CONC. SCORED 2' O.C.	PAINT	PLASTER	PAINT	PLYWOOD	PAINT	PLASTER	PAINT	PLASTER	PAINT	2'x4' ACOUS. TILE / 2'x4' INSUL PANELS	NONE / NONE	8'-6½"	VINYL (N, E, S, W)	NONE	4"	WOOD	PAINT	7/8" x 4½"	D113 D114	H.C. WOOD WOOD W/ 15 LIGHTS	NONE PAINT	2'-8" x 6'-8" 2'-5¾" x 6'-11" (EA. PANEL)	W 123, 124 W 125	HINGED PLY-WD. W/SCREEN METAL CASEMENT	PAINT PAINT	W 122A BOARDED, 8" PAINTED WOOD OR CONC. BASE BEHIND VINYL BASE
117	PLYWOOD (OVER T&G WD. FLR.)	NONE	PLASTER	PAINT	PLASTER	PAINT	PLASTER / DRYWALL / PLYWOOD	PAINT / NONE / NONE	DRYWALL	NONE	EXP. WD. FRAMING	NONE	9'-0¾"	WOOD (N, S)	PAINT	7½"	NONE	—	—	D116 (DBL.)	H.C. WOOD	PAINT	2'-8" x 6'-8" (EA. PANEL)	NONE	—	—	PLASTER COMING OFF N & E WALLS REVEALING WOOD FRAMING
118	PLYWOOD (OVER T&G WD. FLR.)	NONE	WD STUDS PARTIALLY COVERED W/ PLASTER	PAINT (PLASTER ONLY)	PLASTER	PAINT	PLASTER	PAINT	WD. STUDS	NONE	PLASTER	PAINT	8'-8¾"	WOOD	PAINT	7½"	NONE	—	—	NONE	—	—	—	NONE	—	—	PLASTER COMING OFF WALLS REVEALING WOOD FRAMING
119	CONCRETE / CERAMIC TILE	NONE / NONE	WD. FRAM / FIBERBD. / CER TILE / PLASTER	NONE / PAINT / NONE / PAINT	WD. FRAM. / CER. TILE / PLASTER	NONE / PAINT / PAINT	WD STUDS OVER DRYWALL / CER TILE / PLASTER	NONE / NONE / PAINT	WD. STUDS OVER DRYWALL	NONE	EXP. WD & STEEL FRAMING / FIBERBD	PAINT (PART.)	10'-0" (TO STEEL BM.)	NONE	—	—	NONE	—	—	D117 (DBL)	WOOD	PAINT	3'-0" x 6'-8"	W 126-129	METAL CASEMENT & FIXED GLASS	PAINT	WD. FRAM. ON N & E WALLS CONSISTS OF WD. STUDS OVER PLYWD., SOME CERAMIC TILE ON WALLS IS PAINTED, CONC., FIBERBD, & DRYWALL ALSO ON S WALL, ORIGINAL OPENINGS IN N. & E. WALLS - BOARDED
120	T&G WOOD	NONE	WD STUDS OVER SHEATH / FIBERBD	NONE / PAINT	PLASTER	PAINT	PLASTER / PLYWOOD (OVER OPENING)	PAINT / PAINT	PLASTER / PLYWOOD (OVER OPENING)	PAINT / NONE	EXP. WD. FRAMING	PAINT	9'-2½"	WOOD (S, E)	PAINT	8½"	NONE	—	—	NONE	—	—	—	W 133 W 130-132	METAL CASEMENT WD CASEMENT	PAINT PAINT	W 130-132 SIM. TO DBL. PR. (1'-5½" x 7'-0" W/ 5 LIGHTS EA PANEL), BUT NO ACCESS TO EXTERIOR BECAUSE OF WOOD RAILING

DESIGNED:	SUB SHEET NO.	TITLE OF SHEET	DRAWING NO.	
DRAWN: SHUFELT	S 11	GLEN ECHO PARK SPANISH BALLROOM EXISTING CONDITIONS ROOM FINISH SCHEDULE	851 25,000	
TECH. REVIEW: FLEMING			PKG. NO. 183	SHEET 47
DATE: 12/86				OF 98

K&E 19 1193 11-81 MC 3061•

ROOM FINISH SCHEDULE

BLDG.	FLOOR	ROOM	FLOOR MAT.	FLOOR FIN.	WALLS NORTH MAT.	WALLS NORTH FIN.	WALLS EAST MAT.	WALLS EAST FIN.	WALLS SOUTH MAT.	WALLS SOUTH FIN.	WALLS WEST MAT.	WALLS WEST FIN.	CEILING MAT.	CEILING FIN.	CEILING HGT.	BASE MAT.	BASE FIN.	BASE HGT.	ARCHITRAVE MAT.	ARCHITRAVE FIN.	ARCHITRAVE SIZE	DOORS NOS.	DOORS FRAME/DOOR MAT.	DOORS FRAME/DOOR FIN.	DOOR SIZE	WINDOWS NOS.	WINDOWS FRAME/SASH MAT.	WINDOWS FRAME/SASH FIN.	REMARKS
SPANISH BALLROOM	SECOND																												
		201	2 9/16" T&G WOOD	NONE	PLASTER WD STUDS OVER DIAG. BDS.	PAINT NONE	PLASTER	PAINT	WD STUDS	NONE	PLASTER VERTICAL BOARDS	PAINT PAINT	PLASTER EXP. WOOD FRAMING	PAINT NONE	9'-5 1/2" TO FLAG. 8'-6 3/4" TO WD. BM.	WOOD (N,E,W)	PAINT	7 3/4"	NONE	—	—	NONE	—	—	—	W 216, 217 W 218 W 219	BOARDED WD. FIXED MTL. FIXED	PAINT PAINT-EXT. STAIN-INT. PAINT	
		202	PLYWOOD	NONE	PLYWOOD	PAINT	—	—	PLYWOOD	PAINT	PLYWOOD	PAINT	PLYWOOD	PAINT	7'-9 1/2"	NONE	—	—	NONE	—	—	NONE	—	—	—	NONE	—	—	
		203	T&G WOOD	NONE	PLASTER	PAINT	—	—	DRYWALL	PAINT	PLASTER	PAINT	EXP. WOOD FRAMING	PAINT	SEE REMARKS	WOOD (W)	PAINT	7 3/4"	NONE	—	—	D 201 (DBL)	WOOD & GLASS	PAINT	2'-6" x 6'-9 3/4" (EA. PAN.)	NONE	—	—	SLOPED CLG. - HGT. TO WD BEAM (N) 8'-3 1/4", TO DECKING (N) 9'-11 1/2", TO DECKING (S) 10'-4 1/2"; D 201 OPENING BOARDED - MOST OF DR. MISSING, BEHIND S WALL - PLASTER WALL W/ WD BASE
		204	T&G WOOD	NONE	PLASTER	PAINT	PLASTER	PAINT	DRYWALL	PAINT	—	—	EXP. WOOD FRAMING	PAINT (PARTIAL)	7'-11 1/4" TO BM. AT W225	WOOD (E,N)	PAINT	7 1/8"	WOOD	PAINT	3 7/8"	NONE	—	—	—	W 220-222 W 223-229	METAL CASEMENT WOOD CASEMENT	PAINT PAINT	LARGE HOLES IN FLOOR; AREAS OF PLASTER & DRYWALL REMOVED
		205	2 3/8" T&G WOOD	NONE	DRYWALL	PAINT	DRYWALL	PAINT	FIBERBD. PLYWOOD	NONE NONE	FIBERBD. DRYWALL	PAINT (PARTIAL) PAINT (PARTIAL)	WOOD BOARDS	NONE	9'-6"	NONE	—	—	WOOD	PAINT		D 202 D 202A D 202B	WD. W/ 15 LIGHTS (MISSING) (BOARDED)	PAINT	2'-6 3/4" x 6'-8 1/2"	W 230 233	METAL CASEMENT	PAINT	D 202 - GLASS BROKEN, W 233 COVERED W/ DRYWALL; N WALL AREAS OF DRYWALL & WD SHEATHING GONE LEAVING STUDS & STUCCO, UTILITY RM - ONLY WD STUDS LEFT FOR E, N WALLS
		206	T&G WOOD	NONE	WD. STUDS OVER DIAG. BOARDS	NONE	WD. STUDS OVER DIAG. BOARDS	NONE	WD. STUDS OVER DIAG. BOARDS	NONE	WD. STUDS OVER DIAG. BOARDS	NONE	EXP. WD. FRAMING	NONE	13'-7 1/4"	NONE	—	—	NONE	—	—	D 204 D 203	WD. W/ 15 LIGHTS WD. W/ 12 LIGHTS	PAINT PAINT	2'-7 1/2" x 7'-0" 2'-5 3/4" x 7'-0"	W 208 & 209	METAL CASEMENT	PAINT	
	THIRD	301	5 1/4" T&G WOOD	NONE	WD. STUDS OVER DIAG. BOARDS	NONE	WD. STUDS OVER DIAG. BOARDS	NONE	WD. STUDS OVER DIAG. BOARDS	NONE	WD. STUDS OVER DIAG. BOARDS	NONE	EXP. WD. FRAMING	NONE	9'-11 1/2"	NONE	—	—	NONE	—	—	D 301	WD. PANEL	PAINT	2'-(3/4" x 5'-10 3/4"	NONE (SEE REMARKS)	—	—	8 ROUND WD. & FIXED GLASS WINDOWS IN ATTIC ABV.

DESIGNED:	SUB SHEET NO.	TITLE OF SHEET	DRAWING NO.
DRAWN: SHUFELT	S 12	GLEN ECHO PARK SPANISH BALLROOM EXISTING CONDITIONS ROOM FINISH SCHEDULE	851 25,000
TECH. REVIEW: FLEMING			PKG. NO. 183
DATE: 12/86			SHEET 48 OF 98

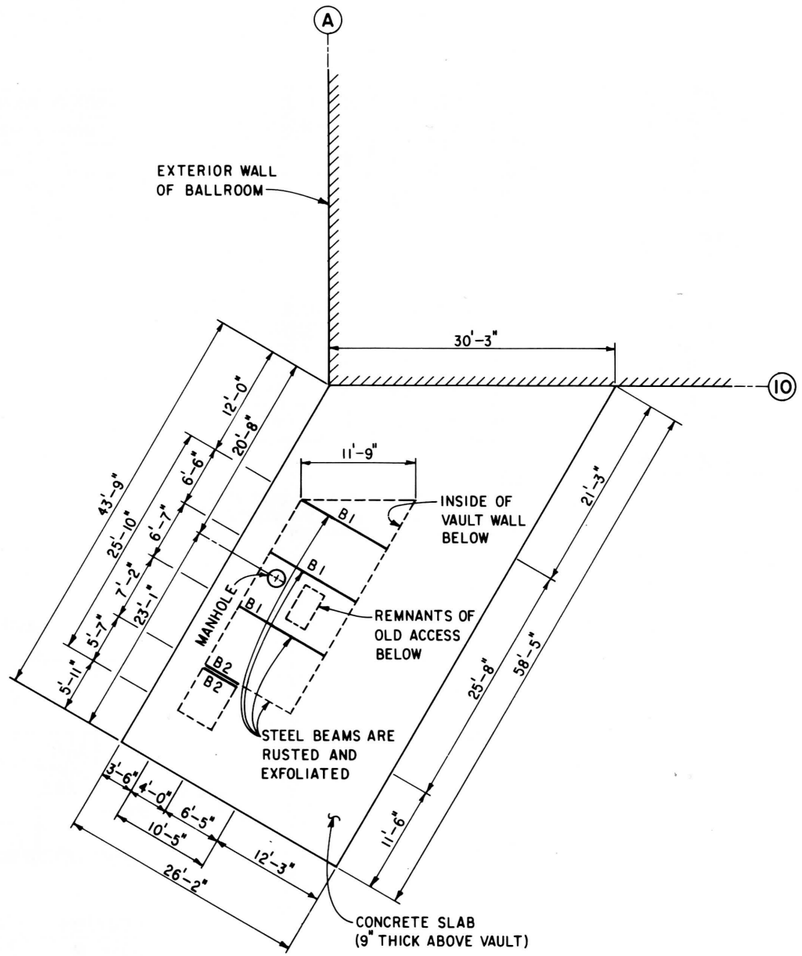

VAULT PLAN

8 0 8 16

SCALE OF FEET

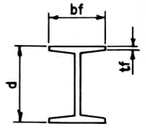

BEAM SCHEDULE				
BEAM	d	bf	tf	DESIGNATION
B1	8"	5½"	⅛"	8I17.5
B2	4"	2"	¼"	4I7.75

NOTE

DESIGNATIONS BASED ON FIELD MEASUREMENTS
AND DRAWING NO. 851/82,681 SHEET 4 OF 14.
DESIGNATIONS USED ARE THE ORIGINAL DESIGNATIONS.

DESIGNED: REYNOLDS DRAWN: TECH. REVIEW: M. PAUL DATE: 12/86	SUB SHEET NO. S 13	TITLE OF SHEET GLEN ECHO PARK SPANISH BALLROOM EXISTING CONDITIONS STRUCTURAL PLANS	DRAWING NO. 851 / 25,000 PKG. NO. 183 SHEET 49 OF 98

☆ U.S. GOVERNMENT PRINTING OFFICE: 1985 - 577-135

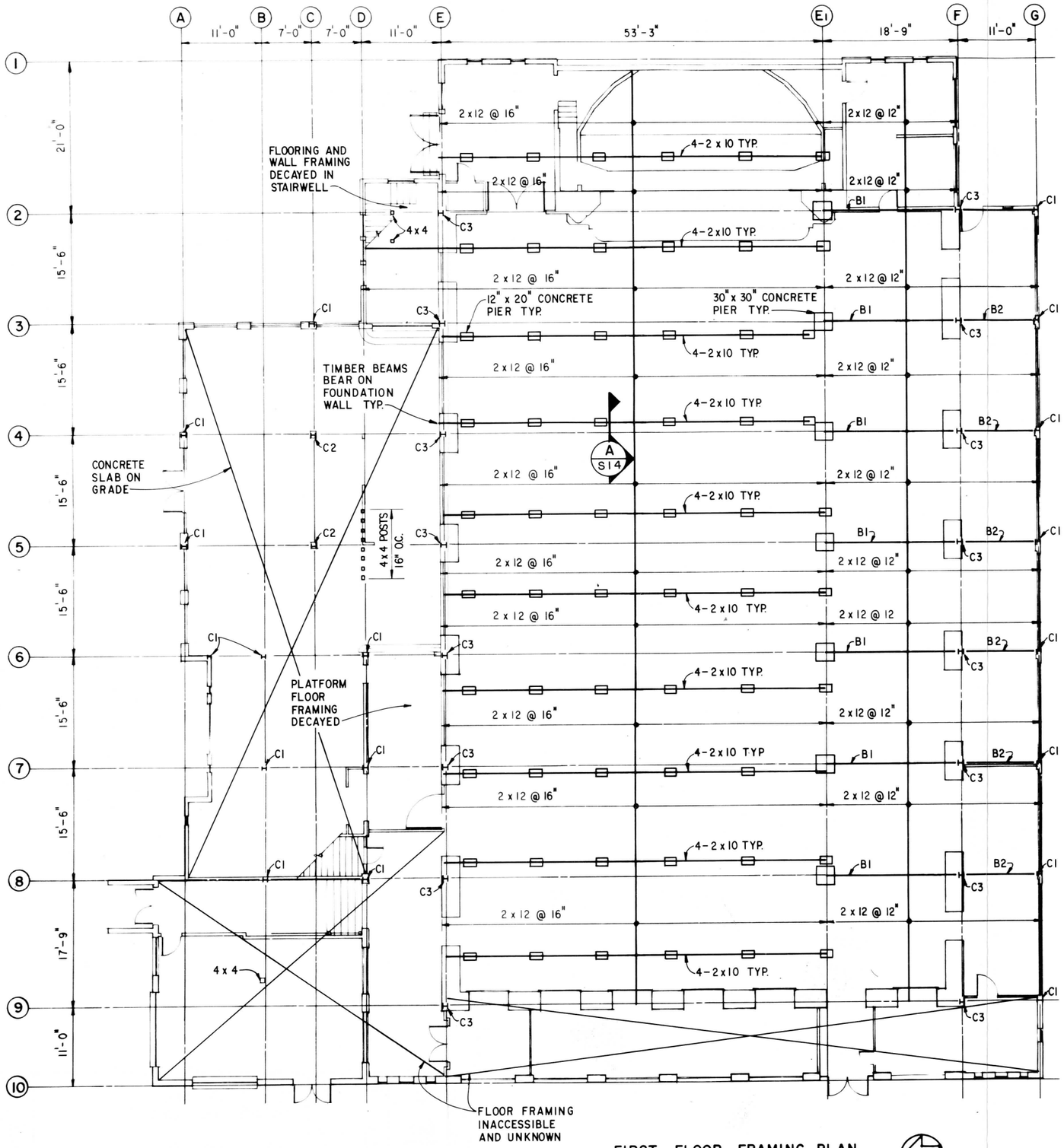

FIRST FLOOR FRAMING PLAN

SCALE Ⓐ

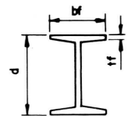

I-SECTION

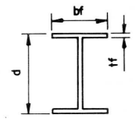

H-SECTION

BEAM SCHEDULE				
BEAM	d	bf	tf	DESIGNATION
B1	16"	7 1/4"	1/4"	16I35
B2	10"	5 7/8"	1/4"	10I21

COLUMN SCHEDULE				
COLUMN	d	bf	tf	DESIGNATION
C1	6"	6"	3/8"	6H20
C2	6 3/8"	6 1/8	7/16	6H24
C3	8"	8"	3/8"	8H32

NOTE

DESIGNATIONS BASED ON FIELD MEASUREMENTS AND DRAWING NO. 851/82,683. DESIGNATIONS USED ARE THE ORIGINAL DESIGNATIONS.

WOOD MEMBER SCHEDULE	
NOMINAL SIZE	ACTUAL SIZE
2 x 10	2" x 9 1/4"
2 x 12	1 3/4" x 11 1/2"
4 x 4	3 1/2" x 3 1/2"

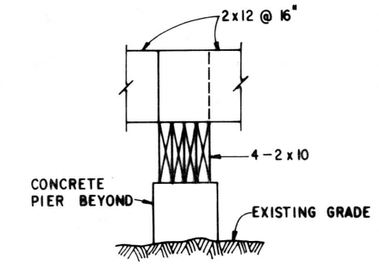

SECTION Ⓐ S14

SCALE Ⓑ

SCALE Ⓑ 1 0 1 2

SCALE OF FEET

SCALE Ⓐ 8 0 8 16

SCALE OF FEET

DESIGNED: L. REYNOLDS DRAWN: Sadenberg TECH. REVIEW: M. PAUL DATE: 12/86	SUB SHEET NO. S 14	TITLE OF SHEET GLEN ECHO PARK SPANISH BALLROOM EXISTING CONDITIONS STRUCTURAL PLANS	DRAWING NO. 851 25,000 PKG. NO. 183 SHEET 50 OF 98

☆ U.S. GOVERNMENT PRINTING OFFICE - 1985 - 577-135

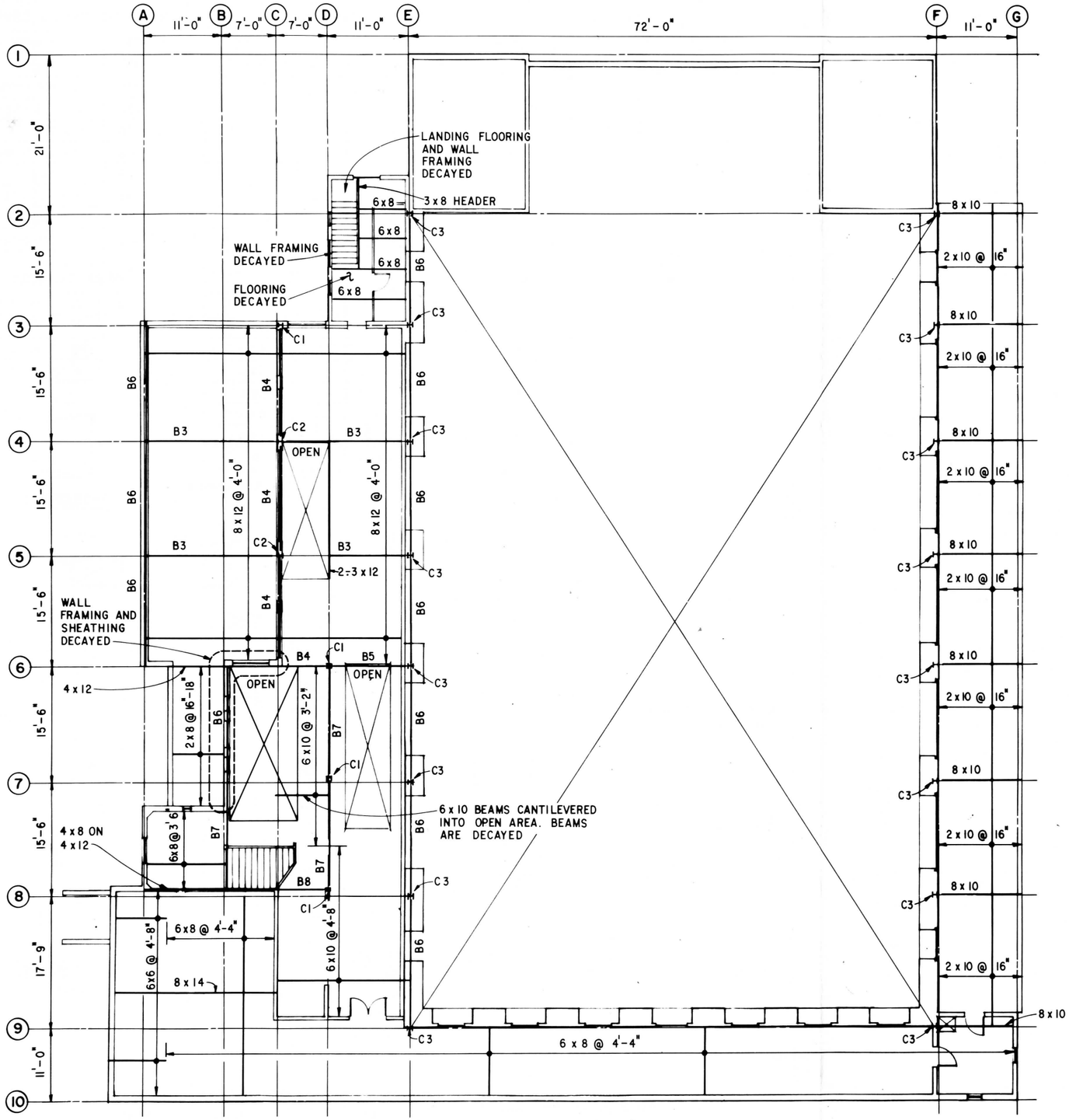

FRAMING AT SECOND FLOOR LEVEL

PN

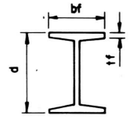

I-SECTION

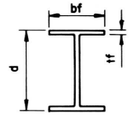

H-SECTION

BEAM SCHEDULE				
BEAM	d	bf	tf	DESIGNATION
B3	9"	5 1/2"	1/4"	9I20.5
B4	15"	6 3/4"	3/8"	15I36
B5	6"	3 3/8"	1/4"	6I12.5
B6	12"	6"	3/8"	12I25
B7	14"	6 3/4"	1/4"	14I30
B8	7"	3 5/8"	1/4"	7I15.3

COLUMN SCHEDULE				
COLUMN	d	bf	tf	DESIGNATION
C1	6"	6"	3/8	6H20
C2	6 3/8"	6 1/8"	7/16	6H24
C3	8"	8"	3/8"	8H32

NOTE

DESIGNATIONS BASED ON FIELD MEASUREMENTS AND DRAWING NO. 851/82,663. DESIGNATIONS USED ARE THE ORIGINAL DESIGNATIONS.

WOOD MEMBER SCHEDULE	
NOMINAL SIZE	ACTUAL SIZE
2 x 8	1 3/8" x 7 3/8"
2 x 10	1 3/8" x 9 3/4"
3 x 8	3" x 7 1/2"
3 x 12	2 3/4" x 11 3/4"
4 x 8	3 7/8" x 8"
4 x 12	3 7/8" x 12"
6 x 6	5 3/4" x 5 3/4"
6 x 8	5 3/4" x 7 3/4"
6 x 10	5 3/4" x 9 3/4"
8 x 10	7 3/4" x 9 3/4"
8 x 12	8" x 12"
8 x 14	8" x 13 1/2"

NOTE

1. 1" NOMINAL WOOD DECKING SPANS BETWEEN TIMBER BEAMS.

8 0 8 16

SCALE OF FEET

DESIGNED: L. REYNOLDS DRAWN: Sadasbang TECH. REVIEW: M. PAUL DATE: 12/86	SUB SHEET NO. S 15	TITLE OF SHEET GLEN ECHO PARK SPANISH BALLROOM EXISTING CONDITIONS STRUCTURAL PLANS	DRAWING NO. 851 25,000 PKG. NO. 183 SHEET 51 OF 98

☆ U.S. GOVERNMENT PRINTING OFFICE: 1986 - 577-135

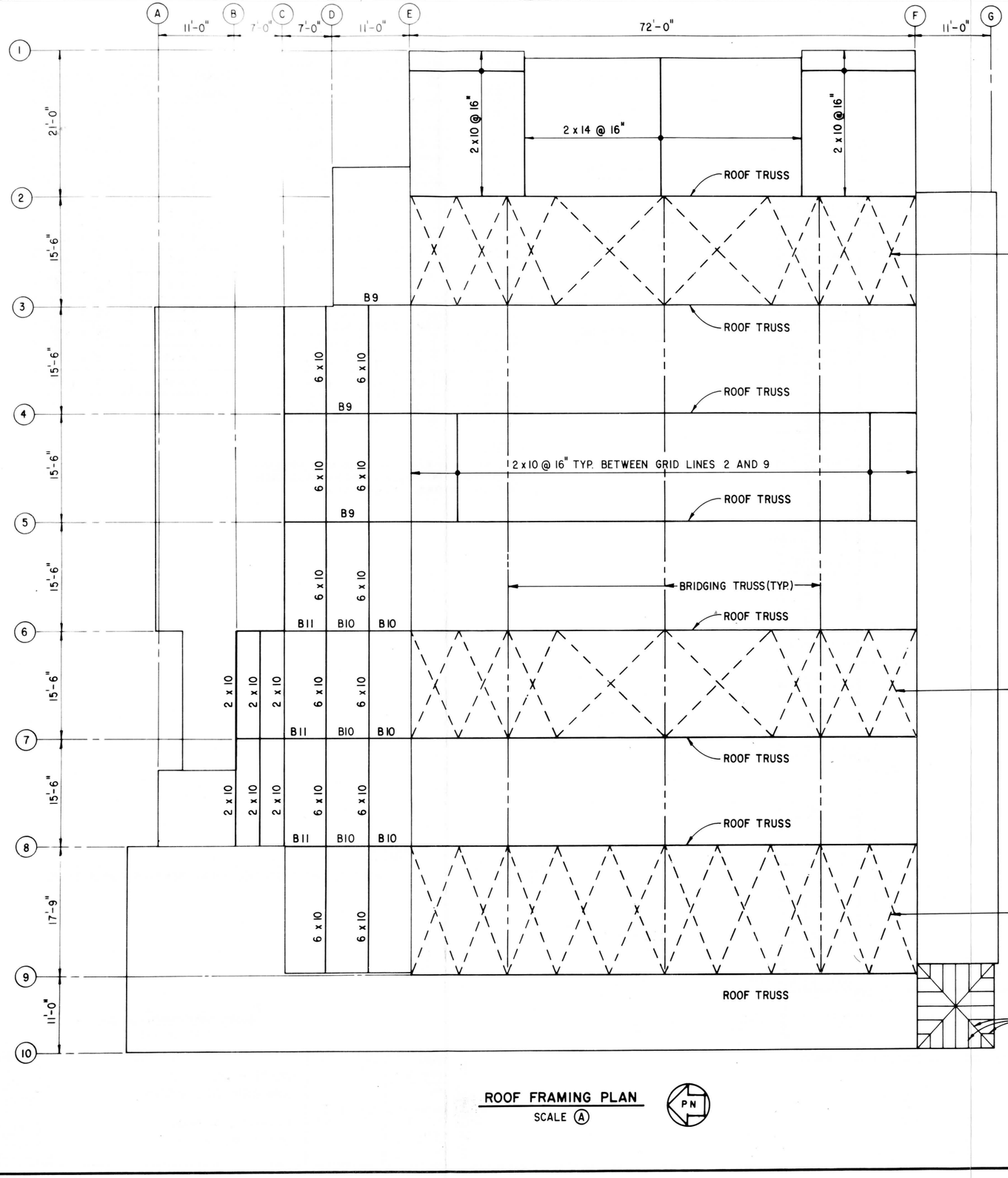

ROOF FRAMING PLAN
SCALE (A)

WOOD MEMBER SCHEDULE	
NOMINAL SIZE	ACTUAL SIZE
2 x 6	$1\frac{3}{4}$" x $5\frac{3}{4}$"
2 x 10	$1\frac{3}{4}$" x $9\frac{1}{2}$"
2 x 14	$1\frac{3}{4}$" x $13\frac{3}{4}$"
6 x 10	$5\frac{3}{4}$" x $9\frac{3}{4}$"

ROOF TRUSS SCHEDULE		
MEMBER	MEMBER SIZE	FORCE
L0 – L1	2 – L 6x3x$\frac{3}{8}$ JL LLV	35.3 k T
L0 – U1	2 – L 6x3x$\frac{3}{8}$ ⅂L LLV	39.5 k C
L1 – U1	2 – L $3\frac{1}{2}$x$3\frac{1}{2}$x$\frac{3}{8}$	9.6 k T
L1 – U2	2 – L $3\frac{1}{2}$x$3\frac{1}{2}$x$\frac{3}{8}$	18.2 k C
L1 – L2	2 – L 6x3x$\frac{3}{8}$ JL LLV	50.8 k T
U1 – U2	2 – L 6x3x$\frac{3}{8}$ ⅂L LLV	35.6 k C
L2 – U2	2 – L $3\frac{1}{2}$x$3\frac{1}{2}$x$\frac{3}{8}$	3.9 k T
L2 – U3	2 – L $2\frac{1}{2}$x$2\frac{1}{2}$x$\frac{3}{8}$	6.5 k C
L2 – L3	2 – L 6x3x$\frac{3}{8}$ JL LLV	56.1 k T
U2 – U3	2 – L 6x3x$\frac{3}{8}$ ⅂L LLV	51.2 k C
L3 – U3	2 – L $2\frac{1}{2}$x$2\frac{1}{2}$x$\frac{3}{8}$	0.7 k C
L3 – U4	2 – L $2\frac{1}{2}$x$2\frac{1}{2}$x$\frac{3}{8}$	1.1 k T
L3 – L4	2 – L 6x3x$\frac{3}{8}$ JL LLV	55.3 k T
U3 – U4	2 – L 6x3x$\frac{3}{8}$ ⅂L LLV	56.5 k C
L4 – U4	2 – L $2\frac{1}{2}$x$2\frac{1}{2}$x$\frac{3}{8}$	4.2k C
L4 – U5	2 – L $2\frac{1}{2}$x$2\frac{1}{2}$x$\frac{3}{8}$	6.9 k T
L4 – L5	2 – L 6x3x$\frac{3}{8}$ JL LLV	50.3 k T
U4 – U5	2 – L 6x3x$\frac{3}{8}$ ⅂L LLV	55.6 k C
L5 – U5	2 – L $2\frac{1}{2}$x$2\frac{1}{2}$x$\frac{3}{8}$	0.0

BRIDGING TRUSS SCHEDULE	
MEMBER	MEMBER SIZE
L1B–U2B	L 3x3x$\frac{3}{8}$
U1B–U2B	SEE TOP CHORD DETAIL
L1B–L2B	2 – L $3\frac{1}{2}$x$3\frac{1}{2}$x$\frac{1}{4}$
U2B–L2B	L 3x3x$\frac{3}{8}$
U2B–U3B	SEE TOP CHORD DETAIL
L2B–U3B	L 3x3x$\frac{3}{8}$
L2B–L3B	2 – L $3\frac{1}{2}$x$3\frac{1}{2}$x$\frac{1}{4}$
L3B–U3B	L 3x3x$\frac{3}{8}$
U3B–U4B	SEE TOP CHORD DETAIL

BEAM SCHEDULE				
BEAM	d	bf	tf	DESIGNATION
B9	12"	6"	$\frac{3}{8}$"	12 I 25
B10	6"	$3\frac{3}{8}$"	$\frac{1}{4}$"	6 I 12.5
B11	8"	4"	$\frac{1}{4}$"	8 I 18

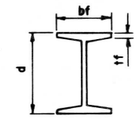

I-SECTION

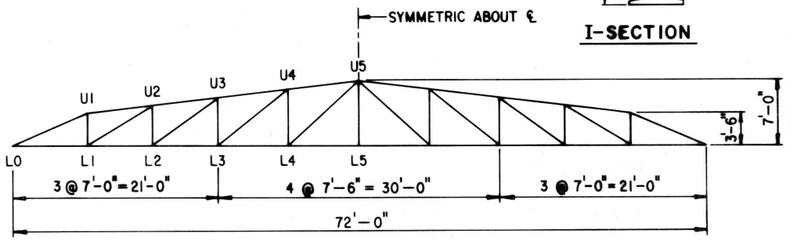

ROOF TRUSS
SCALE (A)

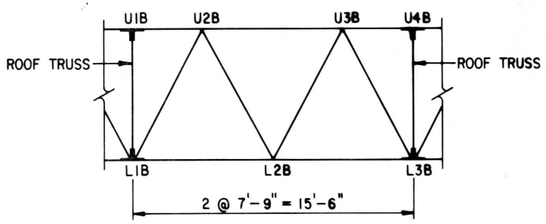

BRIDGING TRUSS DETAIL
TYP. EACH BAY
SCALE (B)

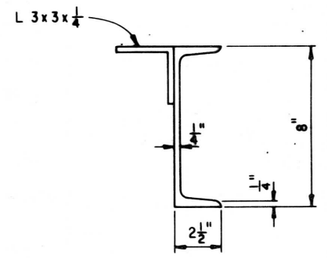

TOP CHORD DETAIL
SCALE (C)

SCALE (A) 8 0 8 16 SCALE OF FEET
SCALE (B) 4 0 4 8 SCALE OF FEET
SCALE (C) 6 3 0 6 SCALE OF INCHES

DESIGNED: L. REYNOLDS	SUB SHEET NO. S 16	TITLE OF SHEET: GLEN ECHO PARK SPANISH BALLROOM — EXISTING CONDITIONS STRUCTURAL PLANS	DRAWING NO. 851 25,000
DRAWN: SRC			PKG. NO. 183
TECH. REVIEW: M. PAUL			SHEET 52 OF 98
DATE: 12/86			

☆ U.S. GOVERNMENT PRINTING OFFICE · 1985 · 577-440

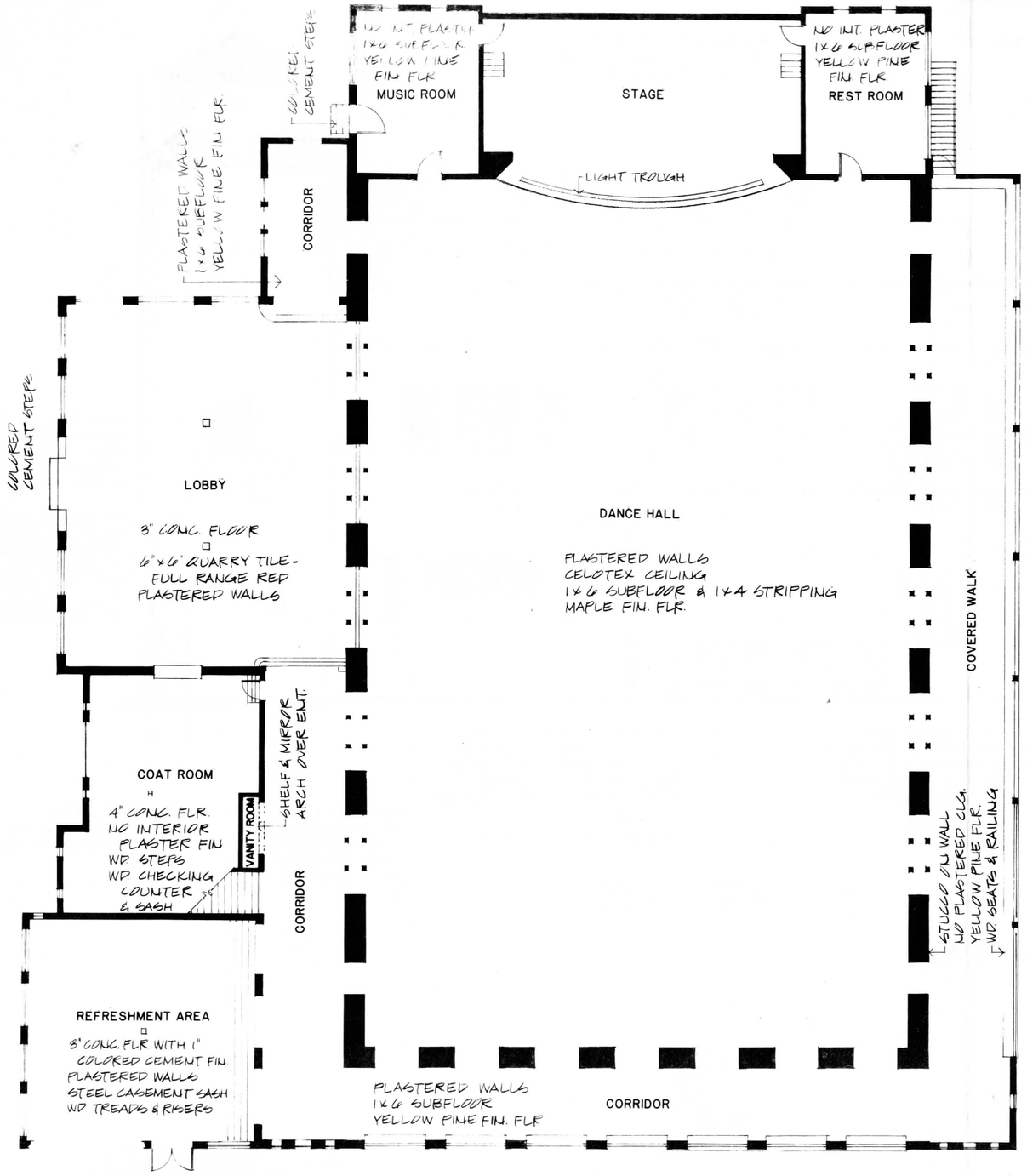

FIRST FLOOR PLAN
1/8" = 1'-0"

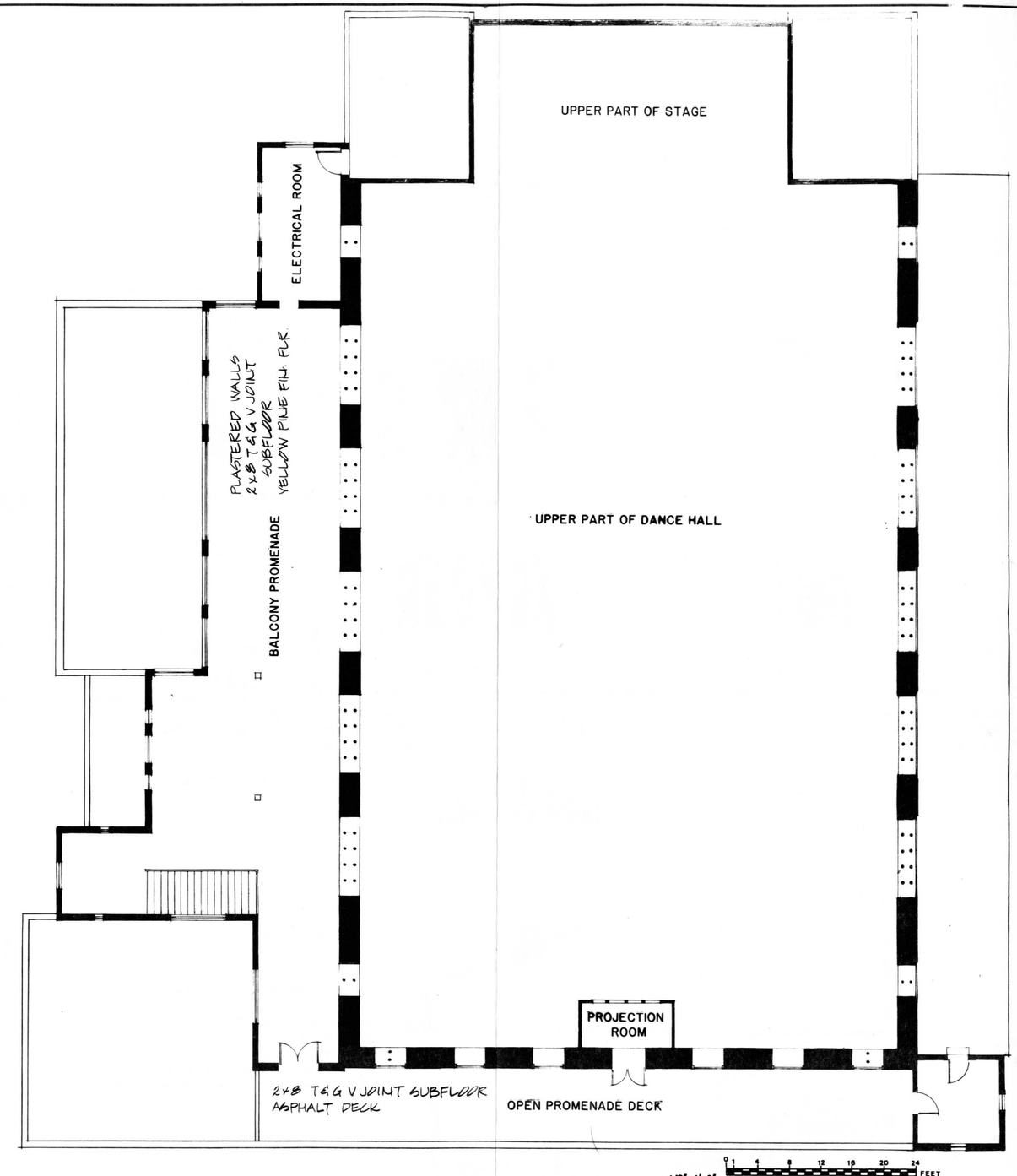

SECOND FLOOR PLAN
1/8" = 1'-0"

1/8"=1'-0"

DESIGNED:	SUB SHEET NO.	TITLE OF SHEET	DRAWING NO.
DRAWN: SHUFELT	S 17	GLEN ECHO PARK SPANISH BALLROOM ORIGINAL CONDITIONS FLOOR PLANS	851 25,000
TECH. REVIEW: FLEMING			PKG. NO. 183
DATE: 12/86			SHEET 53 OF 98

☆ U.S. GOVERNMENT PRINTING OFFICE - 1985 - 577-135

K&E 10 1183 11-81 MC 3061•

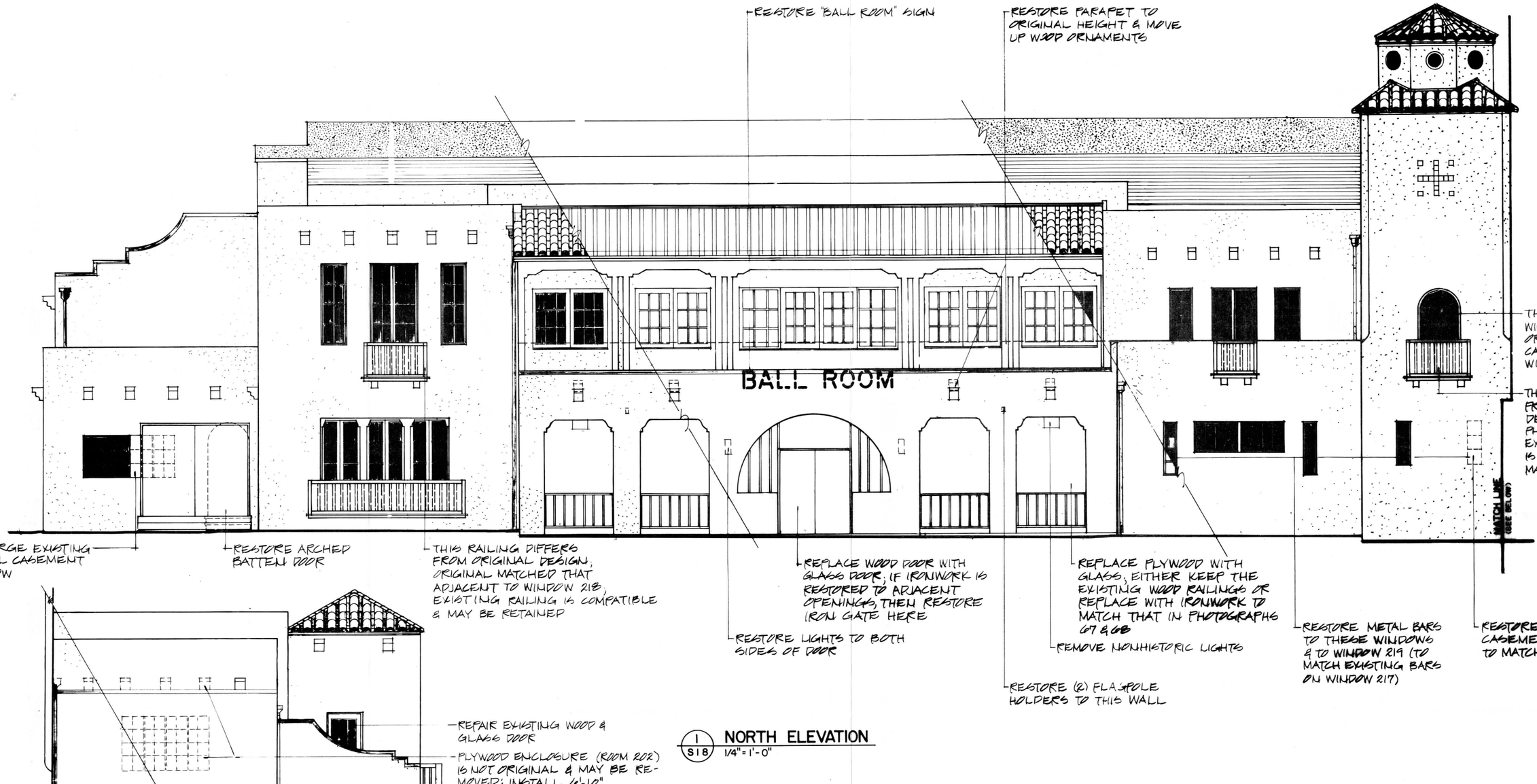

- RESTORE "BALL ROOM" SIGN
- RESTORE PARAPET TO ORIGINAL HEIGHT & MOVE UP WOOD ORNAMENTS
- THIS FIXED GLASS WINDOW WAS ORIGINALLY A CASEMENT WINDOW WITH (2) SASHES
- THIS RAILING DIFFERS FROM ORIGINAL DESIGN (SEE 1988 PHOTOGRAPHS) EXISTING RAILING IS COMPATIBLE & MAY BE RETAINED
- ENLARGE EXISTING METAL CASEMENT WINDOW
- RESTORE ARCHED BATTEN DOOR
- THIS RAILING DIFFERS FROM ORIGINAL DESIGN, ORIGINAL MATCHED THAT ADJACENT TO WINDOW 218; EXISTING RAILING IS COMPATIBLE & MAY BE RETAINED
- REPLACE WOOD DOOR WITH GLASS DOOR; IF IRONWORK IS RESTORED TO ADJACENT OPENINGS, THEN RESTORE IRON GATE HERE
- RESTORE LIGHTS TO BOTH SIDES OF DOOR
- REPLACE PLYWOOD WITH GLASS; EITHER KEEP THE EXISTING WOOD RAILINGS OR REPLACE WITH IRONWORK TO MATCH THAT IN PHOTOGRAPHS 67 & 68
- REMOVE NONHISTORIC LIGHTS
- RESTORE (2) FLAGPOLE HOLDERS TO THIS WALL
- RESTORE METAL BARS TO THESE WINDOWS & TO WINDOW 219 (TO MATCH EXISTING BARS ON WINDOW 217)
- RESTORE METAL CASEMENT WINDOW TO MATCH WINDOW 126

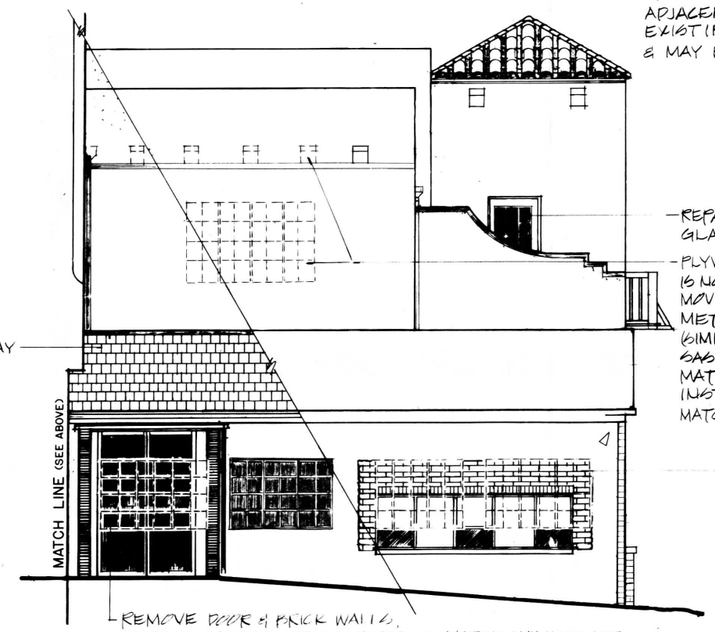

- REPAIR CLAY TILE
- REPAIR EXISTING WOOD & GLASS DOOR
- PLYWOOD ENCLOSURE (ROOM 202) IS NOT ORIGINAL & MAY BE REMOVED: INSTALL 6'-10" METAL CASEMENT WINDOW (SIMILAR TO W216, BUT WITH (4) SASHES), ENLARGE WINDOW 216 TO MATCH, PATCH WALL WITH STUCCO; INSTALL MISSING WOOD ORNAMENTS TO MATCH EXISTING
- REPLACE SERVING WINDOWS WITH 2 METAL CASEMENT WINDOWS TO MATCH WINDOW 125, REMOVE FORMSTONE & PATCH WITH STUCCO (SERVING WINDOWS MAY BE RETAINED IF NEEDED, BUT COUNTER IS IN POOR CONDITION & NEEDS TO BE REPLACED)
- REMOVE DOOR & BRICK WALLS, INSTALL CASEMENT WINDOW TO MATCH WINDOW 125; PATCH STUCCO

1/S18 **NORTH ELEVATION**
1/4"=1'-0"

1/4"=1'-0" 0 1 2 4 6 8 10 FEET / 0 1 2 3 METERS

DESIGNED: SHUFELT DRAWN: FIELDS TECH. REVIEW: FLEMING DATE: 12/86	SUB SHEET NO. S 18	TITLE OF SHEET GLEN ECHO PARK SPANISH BALLROOM PROPOSED REHABILITATION ELEVATIONS	DRAWING NO. 851 / 25,000 PKG. NO. 183 SHEET 54 OF 98

LOCATION OF ADJACENT NONEXTANT REFRESHMENT STAND, KEEP SERVING WINDOW, REPLACE WITH METAL CASEMENT WINDOW OR ELIMINATE OPENING

RESTORE FLAGPOLE HOLDERS TO TOP OF CENTER OF ROOF ORNAMENTS DENOTED BY (F)

REPLACE MISSING & ROTTED SECTIONS OF RAILING (BENCHES ORIGINALLY LINED RAILING)

INSTALL DOUBLE DOOR TO PROJECTION ROOM (SIMILAR TO EXIST'G)

RESTORE STONE PAVING ON OPEN PROMENADE DECK



REPLACE FORMSTONE WITH PAINTED STUCCO

RESTORE PAINTED METAL CASEMENT WINDOW TO MATCH W125

RESTORE WOOD & GLASS DOUBLE DOORS TO MATCH EXISTING REMAINS

ADD STAIRS FOR EMERGENCY EXIT OR INSTALL WOOD RAILING & GLASS TO MATCH ADJACENT WINDOWS

REPLACE PLYWOOD WITH GLASS

RETAIN DOOR (NOT ORIGINAL) FOR EMERGENCY EXIT

REPAIR & PAINT EXISTING METAL CASEMENT WINDOWS

1/S19 WEST ELEVATION



REPLACE PLYWOOD WITH GLASS, EITHER KEEP THE EXISTING WOOD RAILINGS OR REPLACE WITH IRONWORK TO MATCH THAT IN PHOTOGRAPHS 6'1 & 6'8

2/S19 EAST ELEVATION

DESIGNED: SHUFELT DRAWN: SHUFELT TECH. REVIEW: FLEMING DATE: 12/86	SUB SHEET NO. S 19	TITLE OF SHEET GLEN ECHO PARK SPANISH BALLROOM PROPOSED REHABILITATION ELEVATIONS	DRAWING NO. 851 25,000 PKG. NO. 183 SHEET 55 OF 98

REMOVE VEGETATION FROM WALL; REPAIR SIDING

MATCH LINE (SEE BELOW)

MATCH LINE (SEE ABOVE)

REPLACE MISSING SIDING TO MATCH EXISTING

REPAIR OR INSTALL NEW WD DOUBLE-HUNG WINDOWS TO MATCH EXISTING (W6-7)

REPAIR EXISTING METAL CASEMENT & FIXED GLASS WINDOWS (W109-115)

REPAIR CRACKS IN FOUNDATION WALLS

REPAIR EXISTING METAL HOPPER WINDOWS (W106-107)

INSTALL NEW SECTIONS OF DOWNSPOUTS, DRAIN WATER AWAY FROM BUILDING (TYP.)

REPAIR OR INSTALL NEW WOOD CASEMENT WINDOWS TO MATCH EXISTING (W1-5)

1/S20 **SOUTH ELEVATION**
1/4"=1'-0"

DESIGNED: SHUFELT DRAWN: FIELDS TECH. REVIEW: FLEMING DATE: 12/86	SUB SHEET NO. S 20	TITLE OF SHEET GLEN ECHO PARK SPANISH BALLROOM PROPOSED REHABILITATION ELEVATIONS	DRAWING NO. 851 25,000 PKG. NO. 183 SHEET 56 OF 98

☆ U.S. GOVERNMENT PRINTING OFFICE - 1985 - 577-135

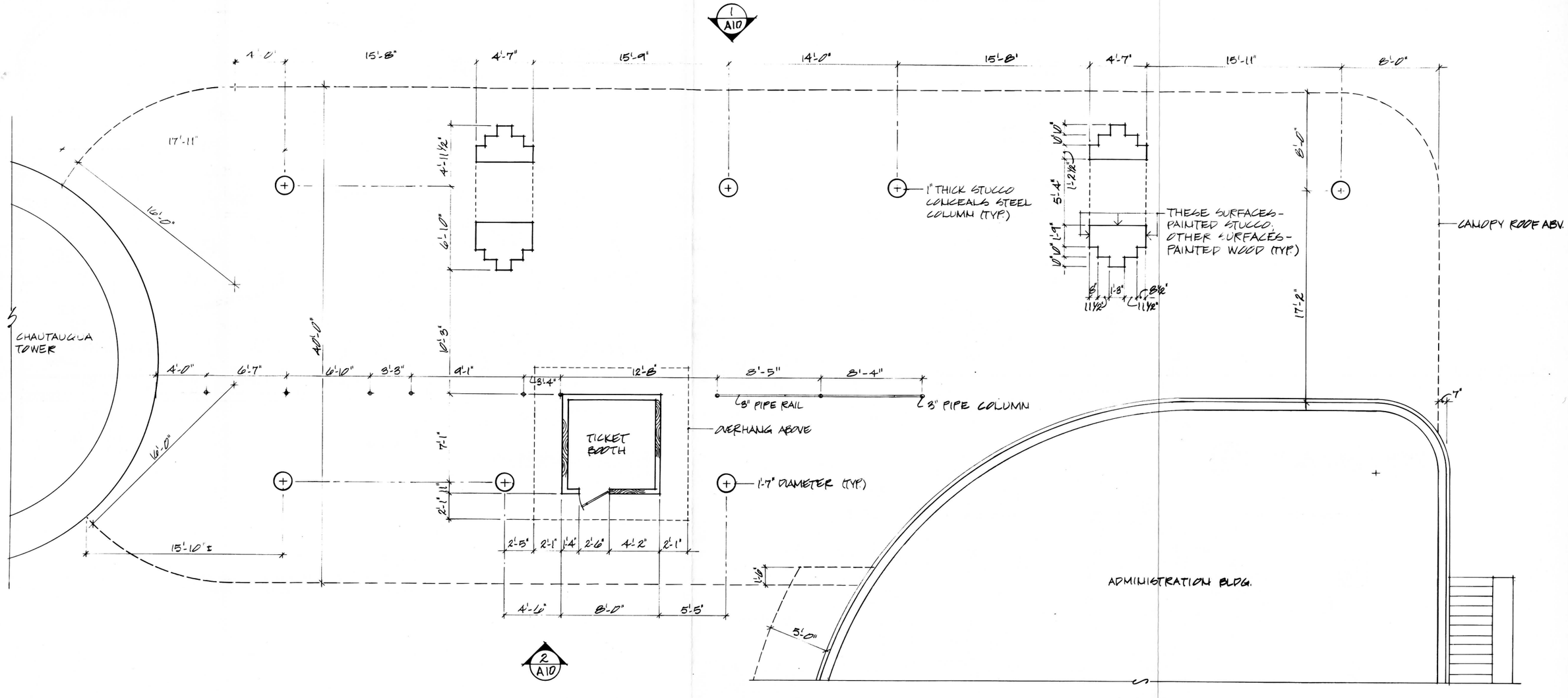

CANOPY FLOOR PLAN

1/4" = 1'-0"

PN

1/4"=1'-0" FEET METERS

DESIGNED:	SUB SHEET NO.	TITLE OF SHEET	DRAWING NO.
DRAWN: FIELDS	A 1	GLEN ECHO PARK ADMINISTRATION/ARCADE COMPLEX	851 / 25,000
TECH. REVIEW: FLEMING		EXISTING CONDITIONS FLOOR PLANS (CANOPY)	PKG. NO. 183
DATE: 12/86			SHEET 57 OF 98

K&E 19 1153 11-81 MC 3061*

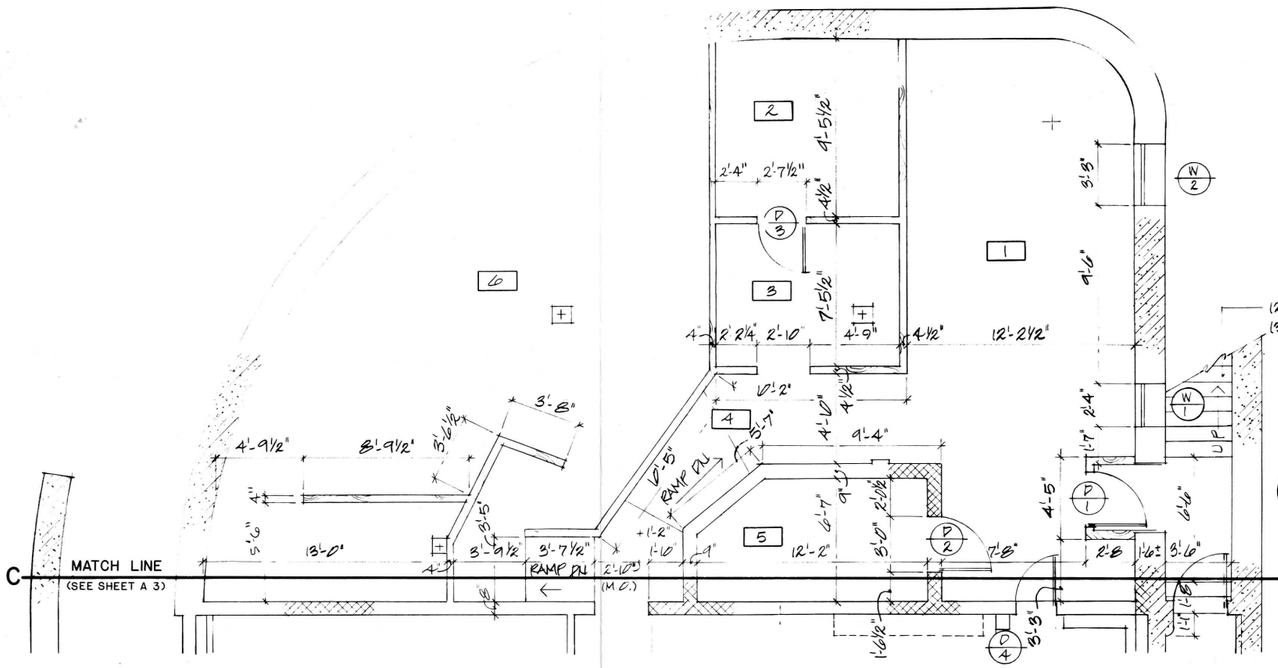

LOWER LEVEL PLAN
1/4" = 1'-0"

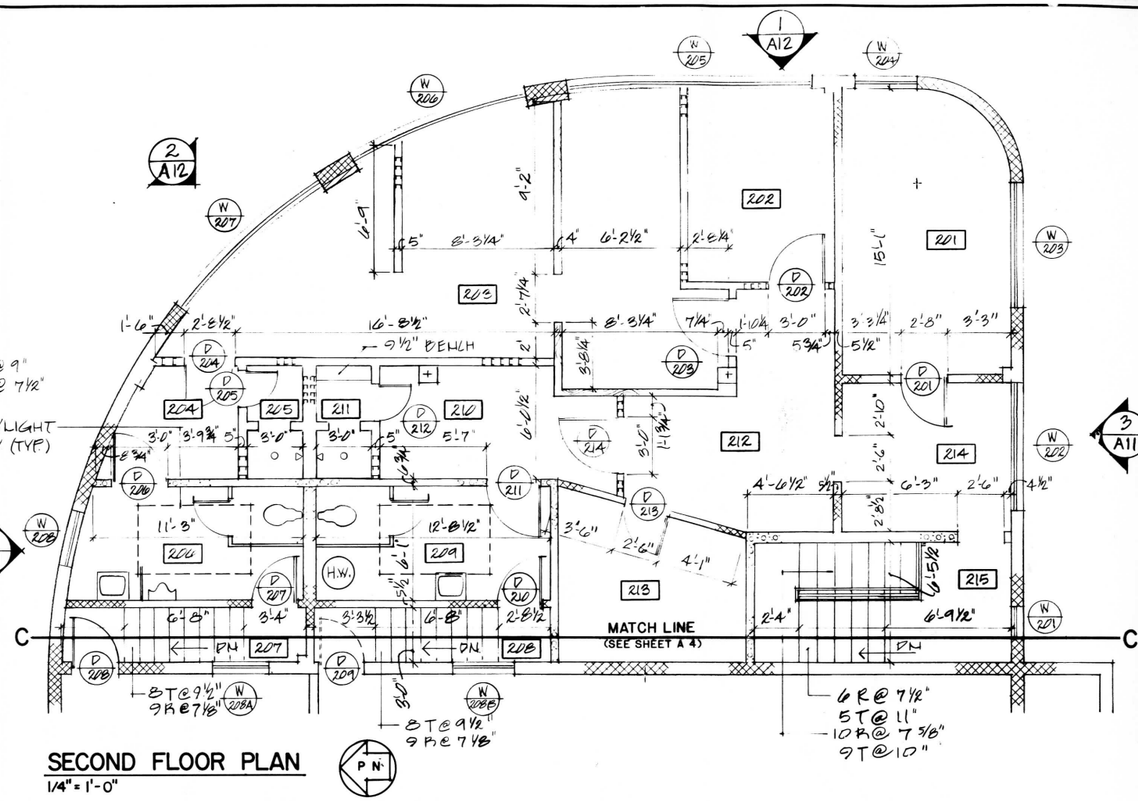

SECOND FLOOR PLAN
1/4" = 1'-0"

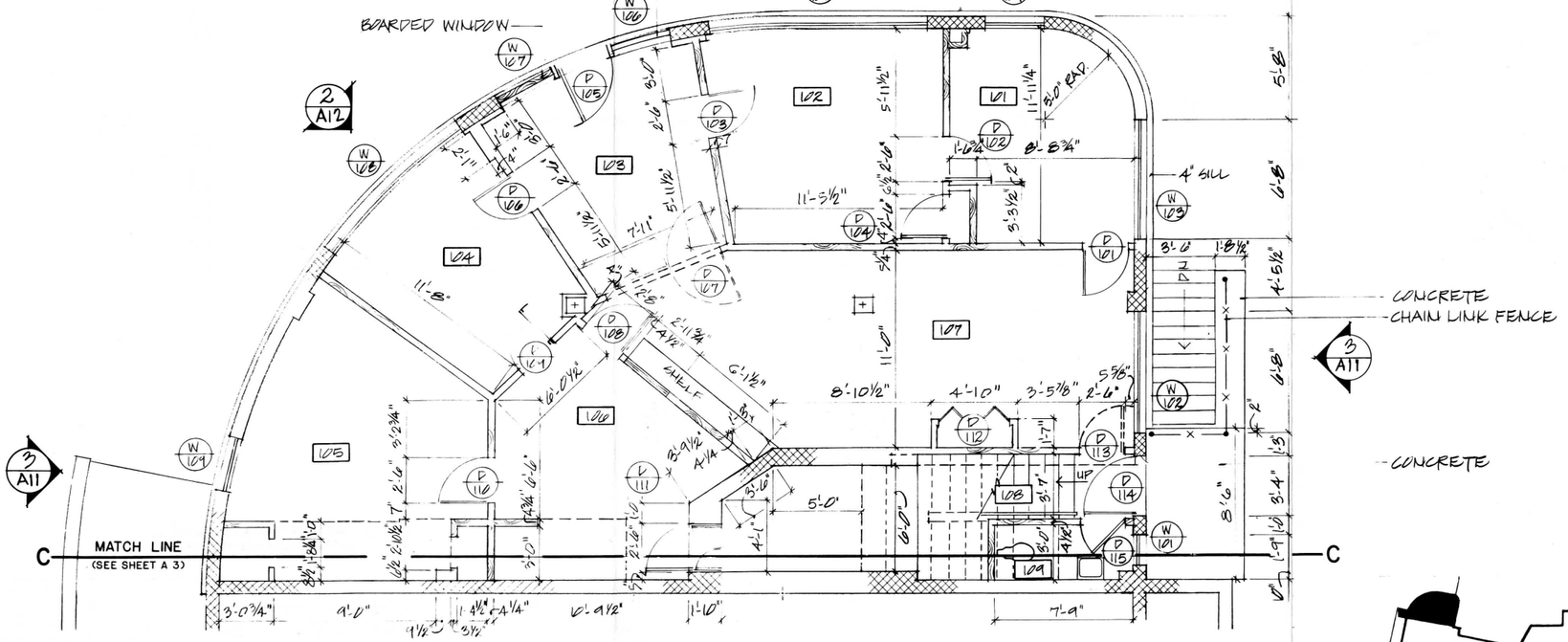

FIRST FLOOR PLAN
1/4" = 1'-0"

NOTE:
LOCATION OF GYPSUM BLOCK WALLS
TAKEN FROM 1939 CONSTRUCTION DRAWINGS

1/4"=1'-0" 0 1 2 4 6 8 10 FEET / 0 1 2 3 METERS

KEY PLAN

DESIGNED:	SUB SHEET NO.	TITLE OF SHEET	DRAWING NO.
DRAWN: FIELDS	A 2	GLEN ECHO PARK ADMINISTRATION/ARCADE COMPLEX EXISTING CONDITIONS FLOOR PLANS (ADMINISTRATION BLDG.)	851 25,000
TECH. REVIEW: FLEMING			PKG. NO. 183 / SHEET 58
DATE: 12/86			OF 98

K&E 10 1193 11-81 MC 3061e

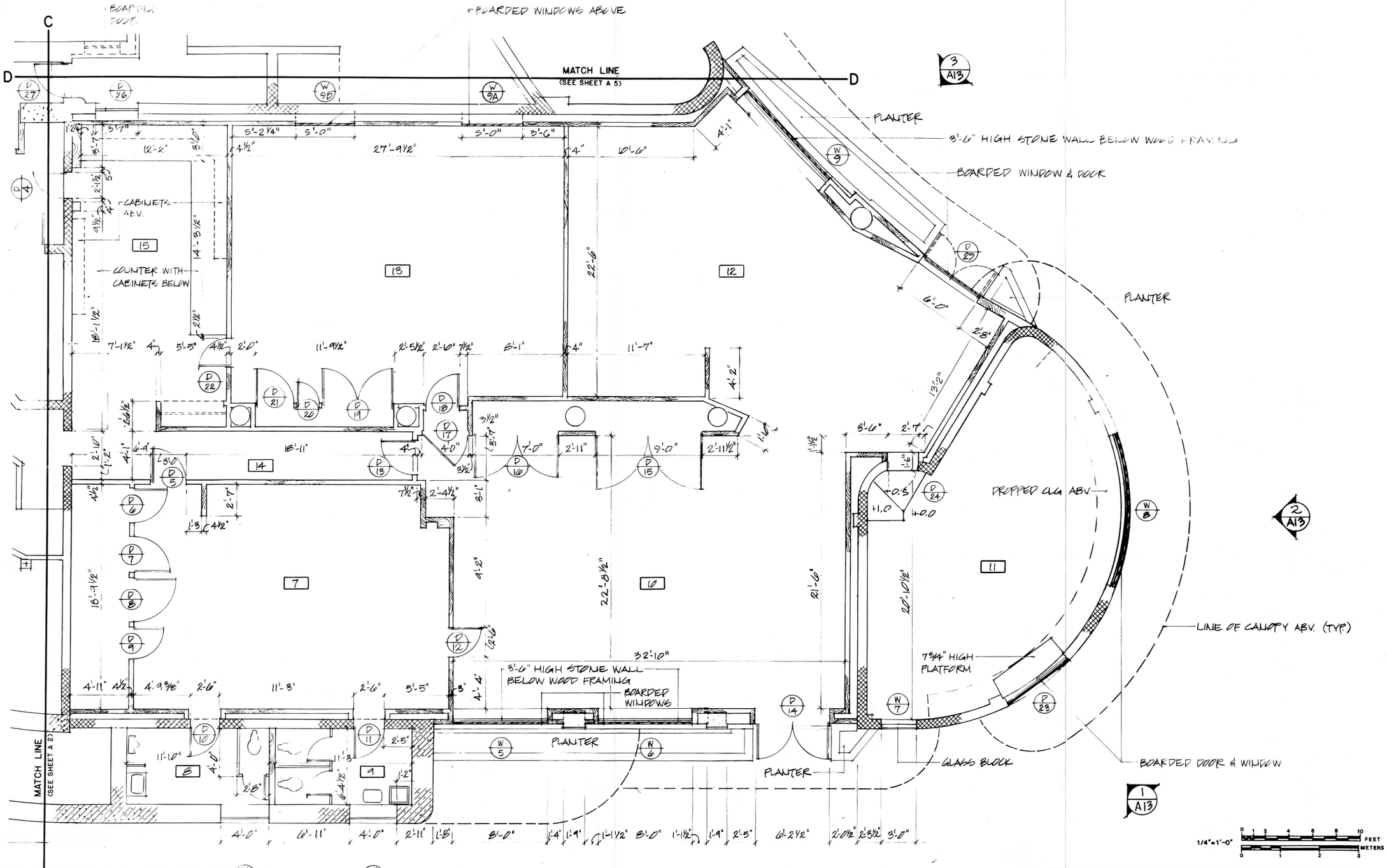

LOWER LEVEL PLAN

1/4" = 1'-0"

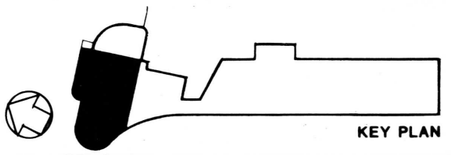

DESIGNED:	SUB SHEET NO.	TITLE OF SHEET	DRAWING NO.
DRAWN: FIELDS	A 3	GLEN ECHO PARK ADMINISTRATION/ARCADE COMPLEX EXISTING CONDITIONS FLOOR PLANS (ADMINISTRATION BLDG.)	851 25,000
TECH. REVIEW: FLEMING			PKG. NO. 183 / SHEET 59
DATE: 12/86			OF 98

K&E 19 1153 11-81 MC 3061•

SECOND FLOOR PLAN

1/4"=1'-0"

MATCH LINE (SEE SHEET A 6)

MATCH LINE (SEE SHEET A 2)

4" THICK GLASS BLOCK

1'-11" HIGH PARAPET WITH METAL RAILING ABV.

3'-7" HIGH METAL RAILING

WINDOW ABV. (3'-3¾" x 1'-7½")

WINDOW ABV. (3'-3½" x 1'-7¾")

5T@ 9½" 9R@ 7⅛"

5T@ 9½" 9R@ 7⅛"

1/4"=1'-0" 0 1 2 4 6 8 10 FEET / 0 1 2 3 METERS

KEY PLAN

DESIGNED:	SUB SHEET NO.	TITLE OF SHEET	DRAWING NO.
DRAWN: FIELDS	A 4	GLEN ECHO PARK ADMINISTRATION/ARCADE COMPLEX	851 25,000
TECH. REVIEW: FLEMING		EXISTING CONDITIONS FLOOR PLANS (ADMINISTRATION BLDG.)	PKG. NO. 183
DATE: 12/86			SHEET 60 OF 98

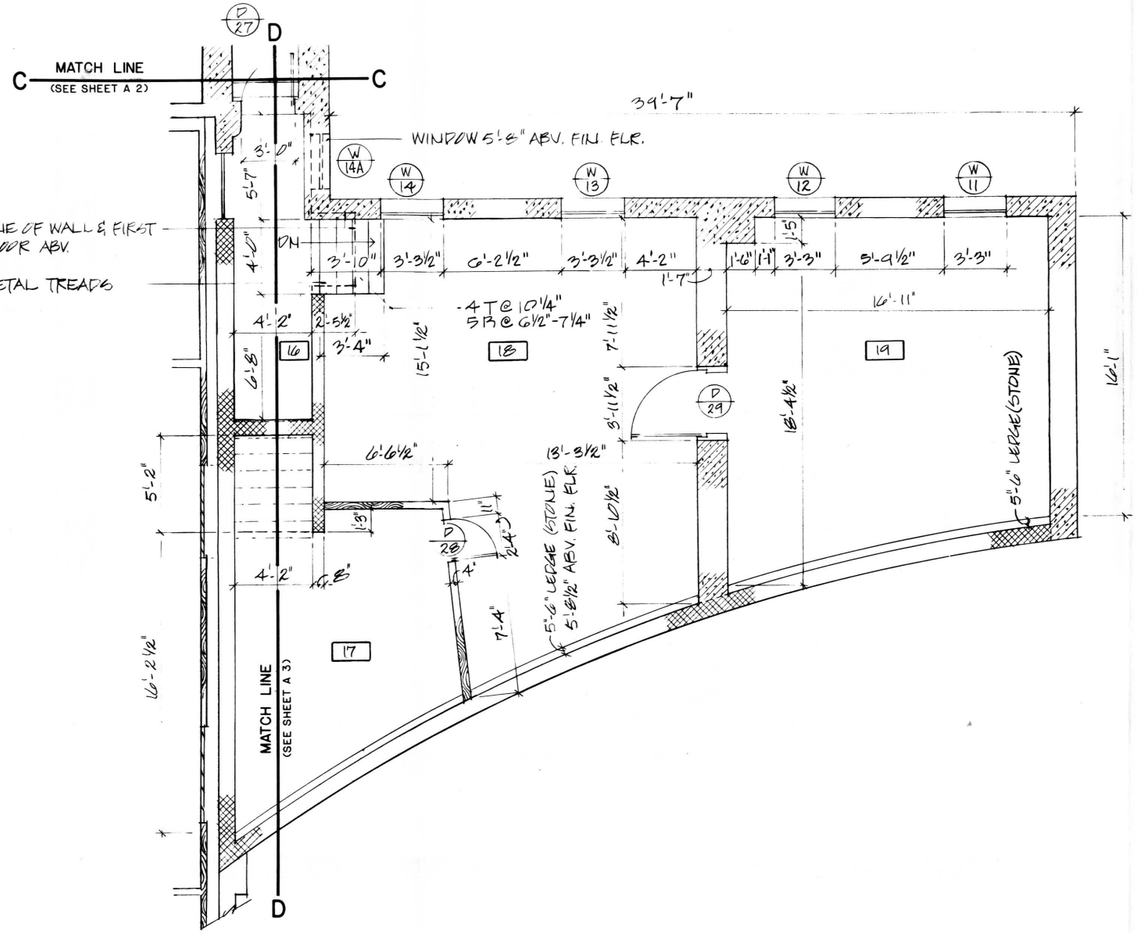

LOWER LEVEL PLAN

1/4" = 1'-0"

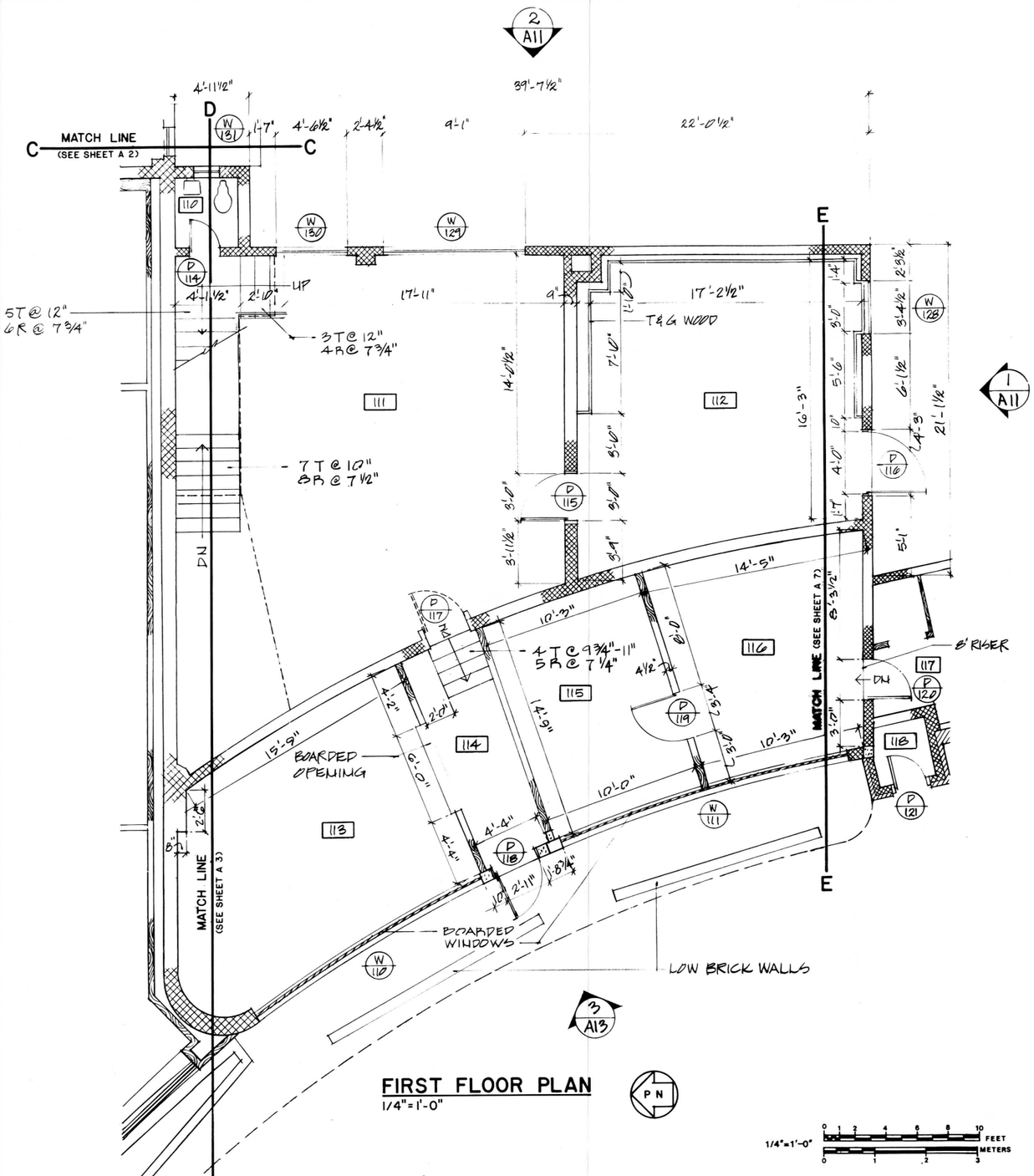

FIRST FLOOR PLAN

1/4" = 1'-0"

1/4"=1'-0" 0 1 2 4 6 8 10 FEET; 0 1 2 3 METERS

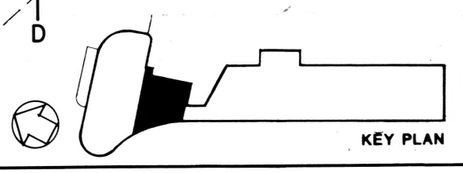

DESIGNED:	SUB SHEET NO.	TITLE OF SHEET	DRAWING NO.
DRAWN: FIELDS	A 5	GLEN ECHO PARK ADMINISTRATION/ARCADE COMPLEX EXISTING CONDITIONS FLOOR PLANS (ADMINISTRATION BLDG.)	851 25,000
TECH. REVIEW: FLEMING			PKG. NO. 183 / SHEET 61
DATE: 12/86			OF 98

55172
OZALID

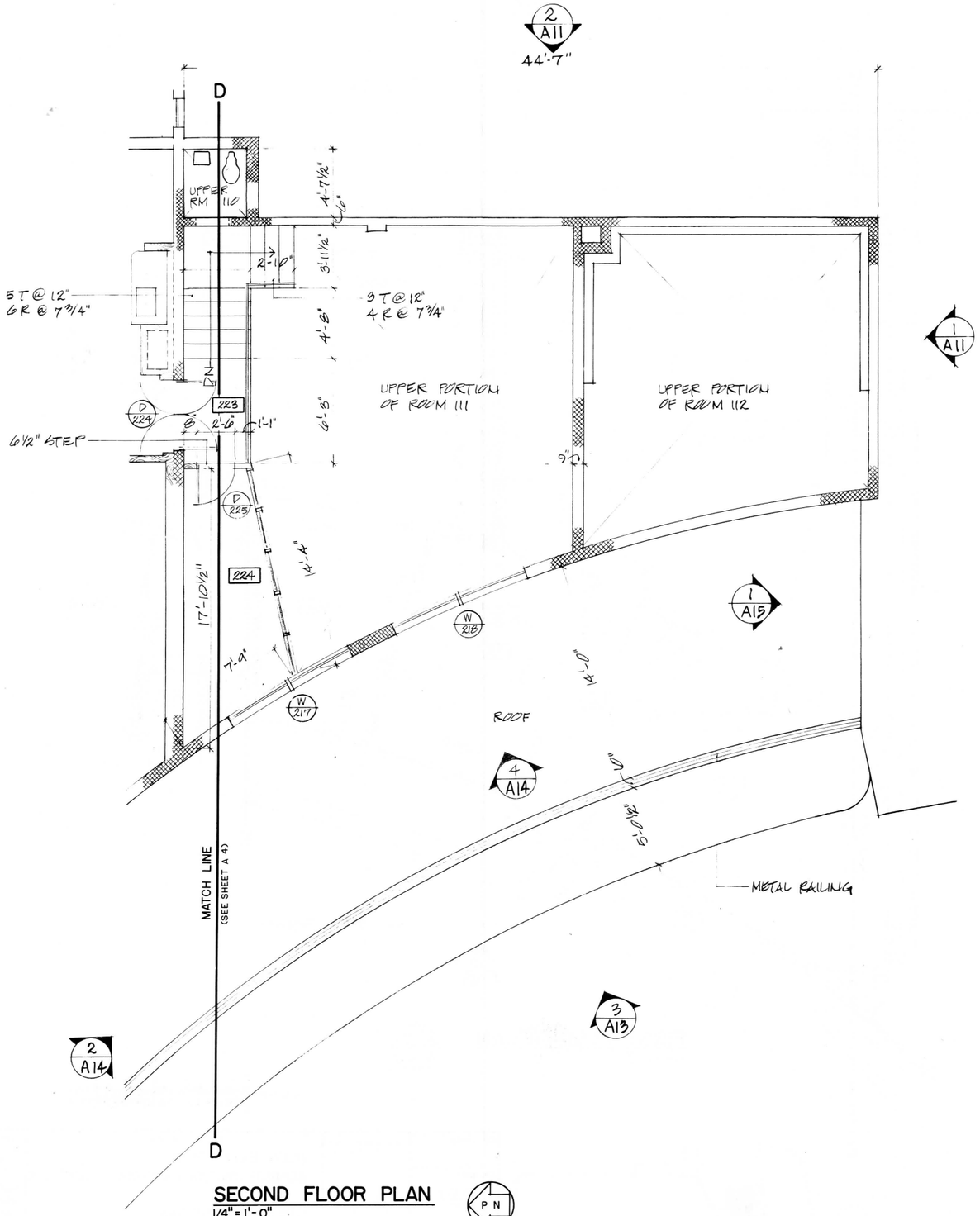

SECOND FLOOR PLAN

1/4" = 1'-0"

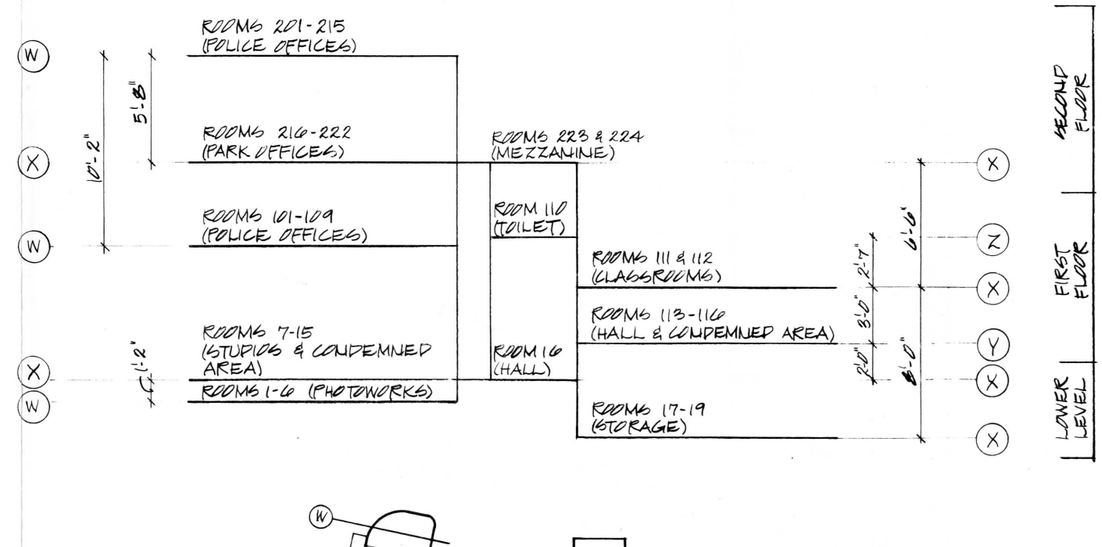

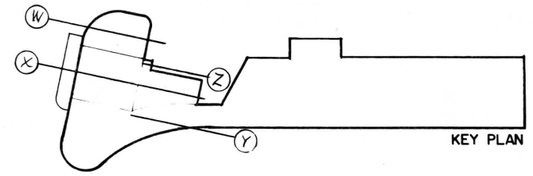

RELATIONSHIP AMONG FLOOR LEVELS IN ADMINISTRATION BUILDING

1/4"=1'-0" 0 1 2 4 6 8 10 FEET; 0 1 2 3 METERS

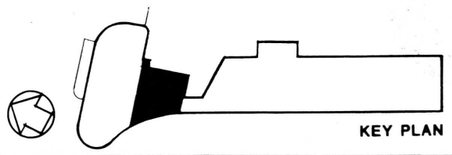

DESIGNED:	SUB SHEET NO.	TITLE OF SHEET	DRAWING NO.	
DRAWN: FIELDS	A 6	GLEN ECHO PARK ADMINISTRATION/ARCADE COMPLEX	851 25,000	
TECH. REVIEW: FLEMING		EXISTING CONDITIONS FLOOR PLANS (ADMINISTRATION BLDG.)	PKG. NO. 183	SHEET 62
DATE: 12/86				OF 98

15772

OZALID

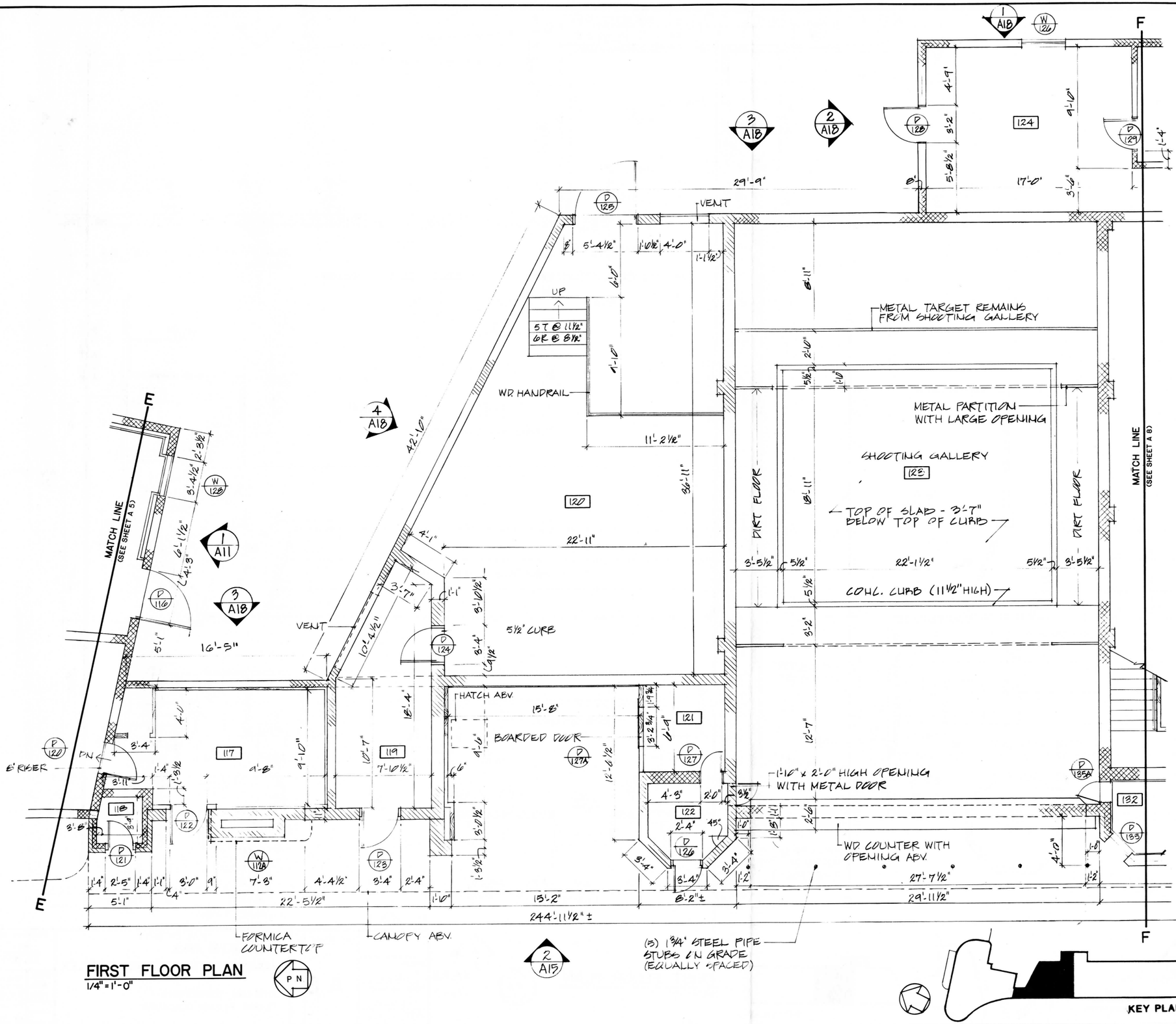
E
F
MATCH LINE (SEE SHEET A 5)
MATCH LINE (SEE SHEET A 6)
1 A18
W 126
3 A18
2 A18
4 A18
P 128
P 129
124
VENT
29'-9"
17'-0"
5'-8½"
3'-2"
4'-9"
4'-10"
1'-4"
3'-6"
6"
P 125
5'-4½"
1'-0½"
4'-0"
1'-1½"
6'-0"
UP
5 T @ 11½"
6R @ 8½"
1'-1"
WD HANDRAIL
8'-11"
METAL TARGET REMAINS FROM SHOOTING GALLERY
2'-0"
5½"
1'-0"
METAL PARTITION WITH LARGE OPENING
SHOOTING GALLERY
125
DIRT FLOOR
18'-11"
TOP OF SLAB - 3'-7" BELOW TOP OF CURB
3'-5½"
22'-1½"
CONC. CURB (11½" HIGH)
3'-2"
12'-7"
11'-2½"
42'-1"
120
22'-11"
4'-1"
36'-11"
3'-7"
1'-1"
3'-10½"
5½" CURB
8'-4"
4½"
VENT
10'-4½"
16'-5"
5'-1"
6'-1½"
4'-3"
1 A11
3 A18
P 116
P 124
THATCH ABV.
15'-8"
BOARDED DOOR
P 127A
121
6'-4"
P 127
12'-6½"
18'-4"
12'-7"
4'-0"
3'-4
P 120
DN
E RISER
117
9'-8"
9'-10"
119
7'-10½"
6"
3'-11
1'-4"
1'-3½"
118
3'-8"
P 122
P 121
W 112A
P 123
1'-4"
2'-5"
1'-4"
1'-1"
3'-0"
9"
7'-8"
4'-4½"
3'-4"
2'-4"
5'-1"
22'-5½"
1'-0"
15'-2"
244'-11½" ±
FORMICA COUNTERTOP
CANOPY ABV.
2 A15
1'-10" x 2'-0" HIGH OPENING WITH METAL DOOR
4'-3"
2'-0"
9½"
122
2'-4"
45°
P 126
3'-4"
8'-2"±
(3) 1¾" STEEL PIPE STUBS IN GRADE (EQUALLY SPACED)
WD COUNTER WITH OPENING ABV.
27'-7½"
29'-11½"
P 135A
132
P 135
4'-0"
1'-0"
1'-2"
1'-2"
1'-1"
1'-8"
1'-1"
2'-6"
1'-0"
5½"
1'-0"
1'-2"
1'-2"
1'-2

K&E 19 1183 11-81 MC 3061•

MEZZANINE PLAN

1/4"=1'-0"

FIRST FLOOR PLAN

1/4"=1'-0"

KEY PLAN

DESIGNED:	SUB SHEET NO.	TITLE OF SHEET	DRAWING NO.
DRAWN: FIELDS	A 8	GLEN ECHO PARK ADMINISTRATION/ARCADE COMPLEX EXISTING CONDITIONS FLOOR PLANS (ARCADE)	851 25,000
TECH. REVIEW: FLEMING			PKG. NO. 183
DATE: 12/86			SHEET 64 OF 98

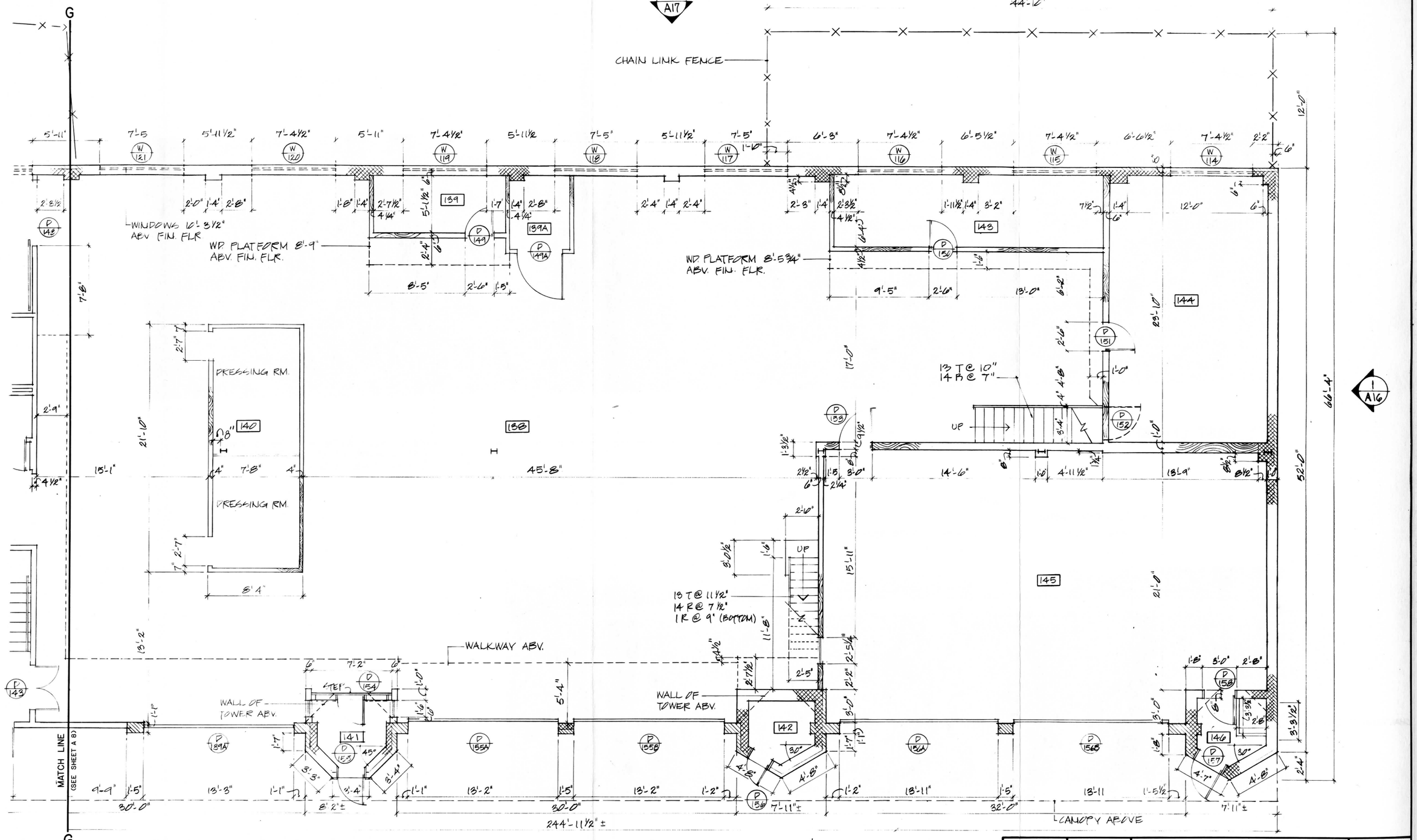

FIRST FLOOR PLAN

1/4" = 1'-0"



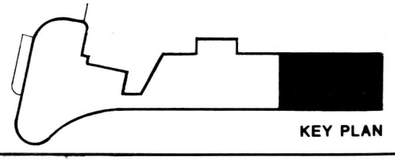

KEY PLAN

DESIGNED:	SUB SHEET NO.	TITLE OF SHEET	DRAWING NO.
DRAWN: FIELDS	A 9	GLEN ECHO PARK ADMINISTRATION/ARCADE COMPLEX	851 25,000
TECH. REVIEW: FLEMING		EXISTING CONDITIONS FLOOR PLANS (ARCADE)	PKG. NO. 183
DATE: 12/86			SHEET 65 OF 98

K&E 10 1283 11-86 MC1747e



1 / A10 EAST ELEVATION



2 / A10 WEST ELEVATION

DESIGNED:	SUB SHEET NO.	TITLE OF SHEET	DRAWING NO.
DRAWN: SHUFELT	A 10	GLEN ECHO PARK ADMINISTRATION/ARCADE COMPLEX	851 25,000
TECH. REVIEW: FLEMING		EXISTING CONDITIONS ELEVATIONS (CANOPY)	PKG. NO. 183
DATE: 12/86			SHEET 66 OF 98

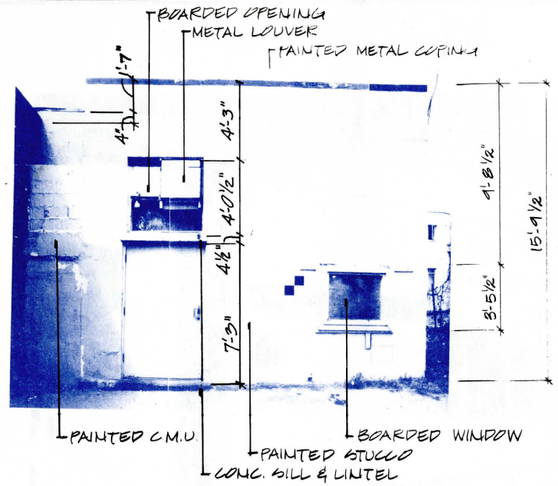

1/A11 SOUTH ELEVATION



2/A11 EAST ELEVATION



3/A11 SOUTH ELEVATION

DESIGNED:	SUB SHEET NO.	TITLE OF SHEET	DRAWING NO.
DRAWN: SHUFELT	A 11	GLEN ECHO PARK ADMINISTRATION/ARCADE COMPLEX	851 25,000
TECH. REVIEW: FLEMING		EXISTING CONDITIONS ELEVATIONS (ADMINISTRATION BLDG.)	PKG. NO. 183
DATE: 12/86			SHEET 67 OF 98

55272 OZALID



1 A12 EAST ELEVATION



2 A12 NORTHEAST ELEVATION



3 A12 NORTH ELEVATION

DESIGNED:	SUB SHEET NO.	TITLE OF SHEET	DRAWING NO.
DRAWN: SHUFELT	A 12	GLEN ECHO PARK ADMINISTRATION/ARCADE COMPLEX	851 25,000
TECH. REVIEW: FLEMING		EXISTING CONDITIONS ELEVATIONS (ADMINISTRATION BLDG.)	PKG. NO. 183
DATE: 12/86			SHEET 68 OF 98

5572

OZALID

KODAK 19 1883 11-80 MC1747e



1 / A13 NORTHWEST ELEVATION



2 / A13 NORTHWEST ELEVATION



3 / A13 WEST ELEVATION

DESIGNED:	SUB SHEET NO.	TITLE OF SHEET	DRAWING NO.
DRAWN: SHUFELT	A 13	GLEN ECHO PARK ADMINISTATION/ARCADE COMPLEX	851 25, 000
TECH. REVIEW: FLEMING		EXISTING CONDITIONS ELEVATIONS (ADMINISTRATION BLDG.)	PKG. NO. 183
DATE: 12/86			SHEET 69 OF 98

KOH 19 1283 11-80 MC1747e

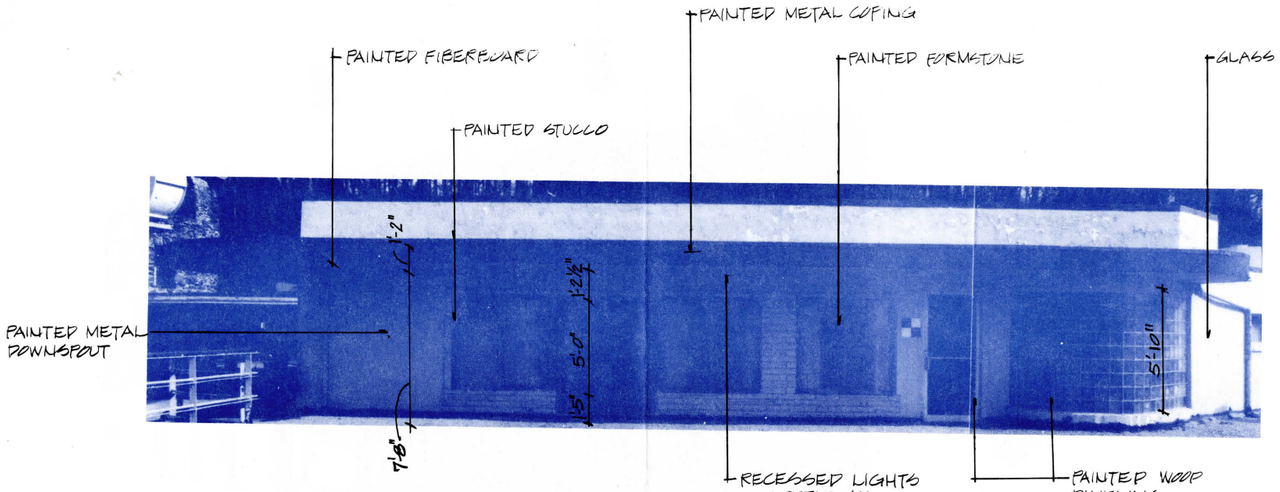

1 / A14 WEST ELEVATION



16" HIGH PARAPET WITH 1'-11" PAINTED METAL RAILING ABV.

2 / A14 NORTH & WEST ELEVATIONS

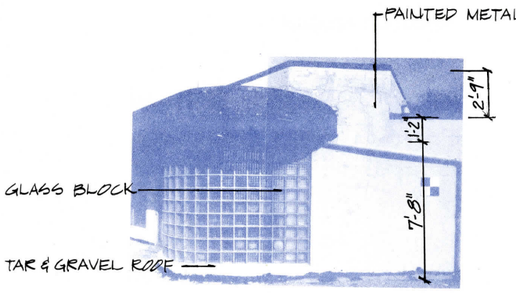

3 / A14 WEST ELEVATION



4 / A14 WEST ELEVATION

DESIGNED:	SUB SHEET NO.	TITLE OF SHEET	DRAWING NO.	
DRAWN: SHUFELT	A 14	GLEN ECHO PARK ADMINISTRATION/ARCADE COMPLEX	851 25,000	
TECH. REVIEW: FLEMING		EXISTING CONDITIONS ELEVATIONS (ADMINISTRATION BLDG.)	PKG. NO. 183	SHEET 70
DATE: 12/86				OF 98

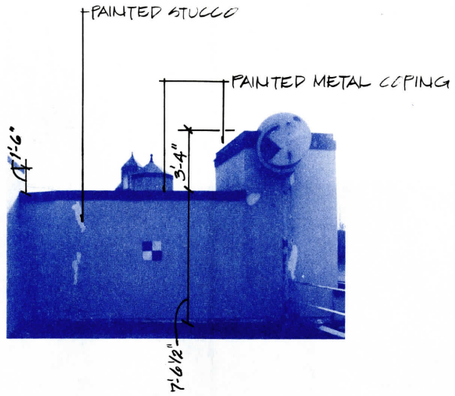

1 / A15 NORTH ELEVATION

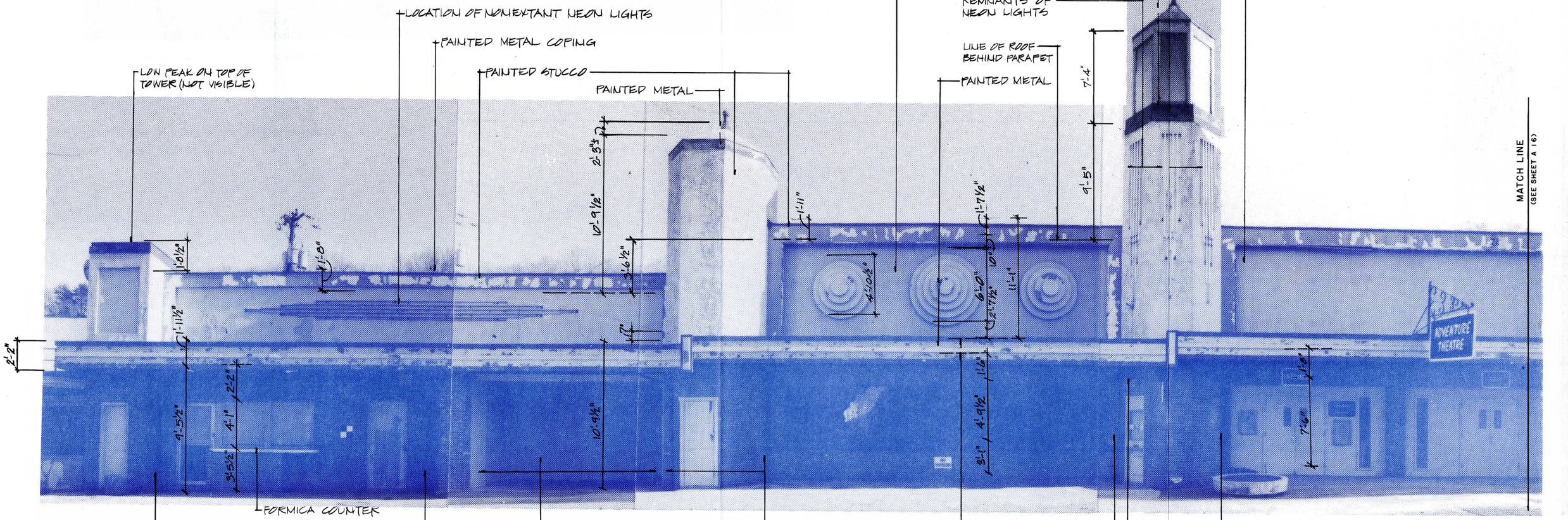

2 / A15 WEST ELEVATION

DESIGNED:	SUB SHEET NO.	TITLE OF SHEET	DRAWING NO.
DRAWN: SHUFELT	A 15	GLEN ECHO PARK ADMINISTRATION/ARCADE COMPLEX	851 / 25,000
TECH. REVIEW: FLEMING		EXISTING CONDITIONS ELEVATIONS (ARCADE)	PKG. NO. 183 / SHEET 71 OF 98
DATE: 12/86			

KODAK 19 1283 11-80 MC1747®



1 / A16 SOUTH ELEVATION



2 / A16 WEST ELEVATION

DESIGNED:	SUB SHEET NO.	TITLE OF SHEET	DRAWING NO.
DRAWN: SHUFELT	A 16	GLEN ECHO PARK ADMINISTRATION/ARCADE COMPLEX EXISTING CONDITIONS ELEVATIONS (ARCADE)	851 25,000
TECH. REVIEW: FLEMING			PKG. NO. 183 / SHEET 72
DATE: 12/86			OF 98



1/A17 EAST ELEVATION



2/A17 EAST ELEVATION

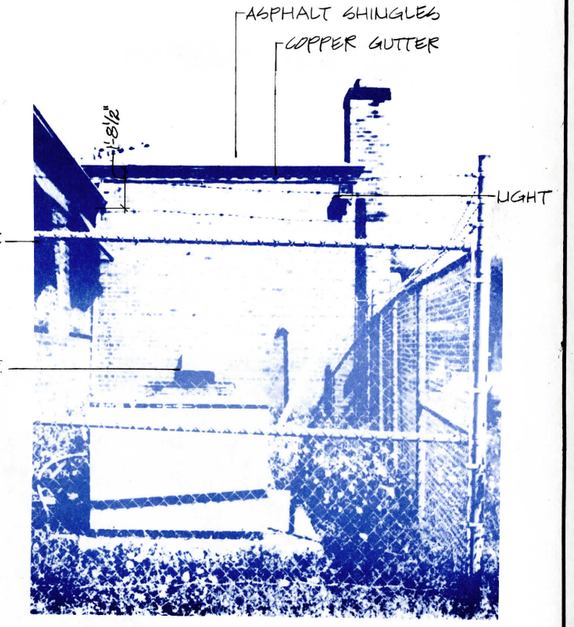

3/A17 SOUTH ELEVATION

DESIGNED:	SUB SHEET NO.	TITLE OF SHEET	DRAWING NO.
DRAWN: SHUFELT	A 17	GLEN ECHO PARK ADMINISTRATION/ARCADE COMPLEX	851 25,000
TECH. REVIEW: FLEMING		EXISTING CONDITIONS ELEVATIONS (ARCADE)	PKG. NO. 183
DATE: 12/86			SHEET 73 OF 98

55772
OZALID



1 / A18 EAST ELEVATION

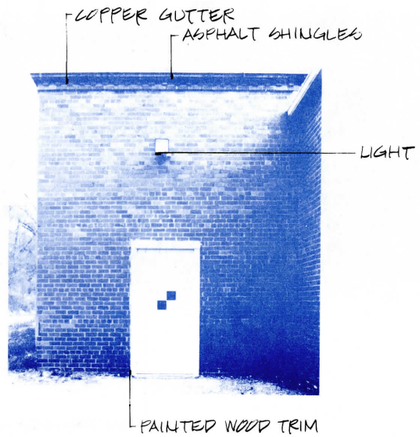

2 / A18 NORTH ELEVATION

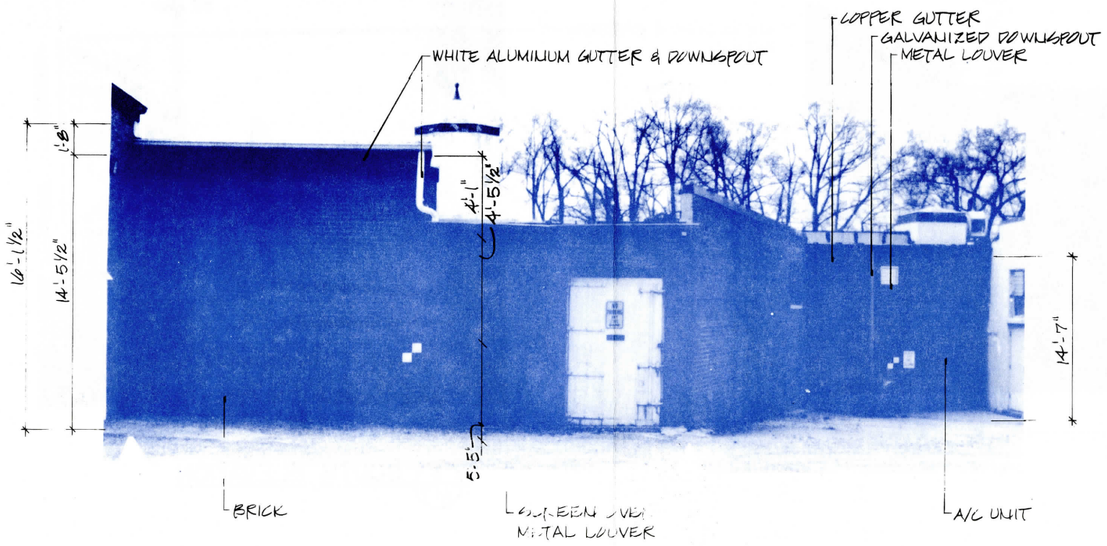

3 / A18 EAST ELEVATION



4 / A18 NORTH ELEVATION

DESIGNED:	SUB SHEET NO.	TITLE OF SHEET	DRAWING NO.
DRAWN: SHUFELT	A 18	GLEN ECHO PARK ADMINISTRATION/ARCADE COMPLEX	851 25,000
TECH. REVIEW: FLEMING		EXISTING CONDITIONS ELEVATIONS (ARCADE)	PKG. NO. 183
DATE: 12/86			SHEET 74 OF 98

5572

OZALID

K&E 10 1153 11-81 MC 3061e

ROOM FINISH SCHEDULE

BLDG: ADMINISTRATION/ARCADE

FLOOR: LOWER LEVEL

ROOM	FLOOR MAT.	FLOOR FIN.	WALLS NORTH MAT.	WALLS NORTH FIN.	WALLS EAST MAT.	WALLS EAST FIN.	WALLS SOUTH MAT.	WALLS SOUTH FIN.	WALLS WEST MAT.	WALLS WEST FIN.	CEILING MAT.	CEILING FIN.	CEILING HGT.	BASE MAT.	BASE FIN.	BASE HGT.	ARCHITRAVE MAT.	ARCHITRAVE FIN.	ARCHITRAVE SIZE	DOORS NOS.	DOORS FRAME/DOOR MAT.	DOORS FRAME/DOOR FIN.	DOORS DOOR SIZE	WINDOWS NOS.	WINDOWS FRAME/SASH MAT.	WINDOWS FRAME/SASH FIN.	REMARKS
1	CONC.	NONE	CONC. DRYWALL	PAINT PAINT	PARGED STONE	PAINT	PARGED STONE	PAINT	C.M.U.	PAINT	CONC.	PAINT	7'-5"	NONE	—	—	WOOD	PAINT	7/8"x4½" & ¾"x2½"	D 4 D 2 D 1	S.C. WOOD S.C. WOOD S.C. WOOD	PAINT PAINT POLY	2'-2½"x5'-5½" 3'-0"x6'-10½" 3'-0"x6'-10½"	W 1, 2	METAL	PAINT	FAN IN WINDOW, WINDOW LIGHTS PAINTED
2	CONC.	NONE	DRYWALL	PAINT	PARGED STONE	PAINT	WD. STUDS OVER DRYWALL	NONE	WD. STUDS OVER DRYWALL DRYWALL	NONE PAINT	CONC.	PAINT (PARTIAL)	7'-5"	NONE	—	—	WOOD	PAINT	¾" x 3½"	D 3	PLYWOOD	NONE	2'-7¼"x6'-9¼"	NONE	—	—	
3	CONC	NONE	DRYWALL	PAINT	DRYWALL	PAINT	DRYWALL	PAINT	WD STUDS OVER DRYWALL DRYWALL	PAINT PAINT	CONC.	PAINT	7'-5"	NONE	—	—	WOOD	PAINT	¾" x 3½"	D 3	PLYWOOD	NONE	2'-7¼"x6'-9¼"	NONE	—	—	
4	CONC. WOOD RAMP	NONE NONE	DRYWALL	PAINT	DRYWALL	PAINT	CONC.	PAINT	CONC.	PAINT	CONC.	PAINT	7'-5"	NONE	—	—	WOOD	NONE	¾" x 5⅝"	NONE	—	—	—	NONE	—	—	
5	CONC.	NONE	CONC.	PAINT	CONC.	PAINT	CONC.	PAINT	C.M.U.	PAINT	CONC.	PAINT	7'-5"	NONE	—	—	NONE	—	—	D 2	S.C. WOOD	PAINT	3'-0"x6'-10½"	NONE	—	—	
6	CONC.	NONE	PARGED STONE	PAINT	PARGED STONE	PAINT	WD. STUDS OVER DRYWALL		C.M.U. DRYWALL	PAINT PAINT	CONC.	PAINT (PARTIAL)	7'-4"	NONE	—	—	NONE	—	—	NONE	—	—	—	NONE	—	—	
7	TERRAZZO	NONE	PINE PANELING	STAIN	FIBERBD	PAINT	FIBERBD PLYWD	PAINT (PARTIAL) PAINT	WD STUDS OVER PLYWOOD	PAINT (PARTIAL)	FIBERBD. PLYWD (COVERS BEAM)	PAINT NONE	9'-10½"	BRICK (N)	NONE	8"	WOOD	PAINT	VARIES	D 10 D 11 D 5 D 12	H.C. WOOD H.C. WOOD H.C. WOOD H.C. WOOD	PAINT PAINT POLY PAINT	2'-5⅞"x6'-8" 2'-5⅞"x6'-8" 2'-11⅝"x6'-8" 2'-0"x6'-8"	NONE	—	—	D 5 HAS LIGHT & VENT; CLOSET DOORS: 3 PLYWD, 1 5-PANEL WD, 1 H.C. WD, ALL PAINTED; TERRAZZO BASE IN CLOSETS-EAST WALL
8	TERRAZZO	NONE	PLASTER CERAMIC TILE	PAINT NONE	PLASTER CERAMIC TILE	PAINT NONE	PLASTER CERAMIC TILE	PAINT NONE	PLASTER CERAMIC TILE	PAINT NONE	PLASTER	PAINT	SLOPES 6'-7 TO 8'-6½"	NONE	—	—	WOOD	PAINT	7/8" x 2¾"	D 10	H.C. WOOD	PAINT	2'-5⅞"x6'-8"	W 3	METAL HOPPER W. W/RIBBED GLASS	PAINT	1 TOILET, 1 URINAL, 1 LAV.; METAL PARTITION AROUND TOILET
9	TERRAZZO	NONE	PLASTER CERAMIC TILE	PAINT NONE	PLASTER CERAMIC TILE	PAINT NONE	PLASTER CERAMIC TILE	PAINT NONE	PLASTER CERAMIC TILE	PAINT NONE	PLASTER	PAINT	7'-10½"	NONE	—	—	WOOD	PAINT	7/8" x 2¾"	D 11	H.C. WOOD	PAINT	2'-5⅞"x6'-8"	W 4	METAL HOPPER W. W/RIBBED GLASS	PAINT	2 TOILETS, 1 LAV., 1 SINK; METAL PARTITION AROUND TOILETS
10	TERRAZZO	NONE	PINE PANELING	STAIN	PLYWOOD DRYWALL FIBERBD	PAINT (PARTIAL) PAINT PAINT	PLYWOOD DRYWALL	PAINT PAINT	PINE PANELING	STAIN	FIBERBD.	PAINT	9'-10"	BRICK (N,W)	NONE	8"	WOOD	PAINT/STAIN	⅝" x 2¼"	D 12 D 13 D 14	H.C. WOOD 4 PAN. WD. ALUM. & GLASS (DBL)	PAINT PAINT NONE	2'-0"x6'-8" 3'-0"x6'-8" 3'-0"x6'-11⅝" (EACH)	W 5, 6	2 ALUM. SLIDING	NONE	D 15, 16 & 17-PAINTED PLYWOOD OF VARIOUS SIZES
11	CONC.	CARPET & PAINT	PLASTER	PAINT	PLASTER	PAINT	PLASTER	PAINT	PLASTER FIBERBD (AT DROPPED CLG)	PAINT PAINT	CONC. PLYWD & FIBERBD.	PAINT PAINT	10'-6½" 7'-10½"	NONE	—	—	WOOD	PAINT	VARIES	D 25 D 24	ALUM. & GLASS SLID. (BOARDED) (MISSING)	NONE	6'-0"x6'-6¾"	W 7 W 8	GLASS BLOCK WOOD CASEMENT	NONE PAINT	REMAINS OF STAIRS AT E. WALL; RAISED WD. PLATFORM AT SLIDING DOOR COVERED W/ CARPET: 2'x 6' 2¾" x 7¾" (HGT.)
12	TERRAZZO	NONE	PINE PANELING PLYWOOD	STAIN PAINT	WD. STUDS OVER PLYWD	PAINT (PLYWD ONLY)	PINE PANELING	STAIN	PINE PANELING	STAIN	FIBERBD.	PAINT	9'-10"	BRICK (N,S,W)	NONE	8"	NONE	—	—	D 25 D 24	ALUM. & GLASS (DBL, BOARDED) (MISSING)	NONE	6'-0"x7'-0" W/TRANSOM	W 9	ALUMINUM SLIDING	NONE	
13	TERRAZZO	NONE	PLYWOOD	PAINT	DRYWALL	PAINT	PINE PANELING	PAINT	PLYWOOD	PAINT	FIBERBD.	PAINT	9'-10½" to 8'-8¾" TO BOTTOM OF BEAM	BRICK (S)	NONE	8"	WOOD	PAINT	¾" x 3½"	D 18 D 22	4 PANEL WOOD 5 PANEL WOOD	PAINT PAINT	2'-9½" x 6'-9½" 2'-8½"x6'-10½"	W 9A & 9B	BOARDED		D 19-21: CLOSET DOORS OF VARIOUS SIZE
14	TERRAZZO	NONE	DRYWALL	PAINT	—	—	DRYWALL	PAINT	DRYWALL	PAINT	FIBERBD.	PAINT	9'-10½"	NONE	—	—	WOOD	NONE	½"x2" ⅞"x 5⅝"	D 5 D 15	H.C. WD W/ LIGHT & VENT 4 PANEL WD	POLY PAINT	2'-11⅝"x6'-8" 3'-0"x6'-10"	NONE	—	—	
15	TERRAZZO	NONE	DRYWALL	PAINT	PINE PANELING PLASTER FORMSTONE	PAINT PAINT PAINT	PINE PANELING	PAINT	DRYWALL	PAINT	FIBERBD.	PAINT	9'-10½"	TERRAZZO (E) BRICK (S)	NONE NONE	8"	WOOD	PAINT	VARIES	D 4 D 22	WOOD 5 PANEL WOOD	PAINT PAINT	2'-2½"x5'-5½" 2'-8½"x6'-10½"	NONE	—	—	TERRAZZO BASE EAST WALL BEHIND CABINETS; BRICK BASE-SOUTH WALL BEHIND CABINETS
16	CONC.	PAINT	PLASTER	PAINT	PLASTER	PAINT	PLASTER PARGED STONE	PAINT PAINT	—	—	CONC. METAL STAIRS	PAINT PAINT	VARIES 7'-3½ TO 10'-11½"	NONE	—	—	WOOD	PAINT	¾" x 3¾"	D 26 D 27	WOOD WOOD	PAINT PAINT	2'-11½"x6'-8" 2'-11½"x6'-8"	W 13		PAINT	PAINTED METAL STAIRS TO FIRST ELR: 7T (10¼") & 8 (6½"-7¼"), PLYWOOD PATCHES ON WALLS
17	CONC.	PAINT	C.M.U. & BRICK	PAINT	PLYWOOD C.M.U. PANELING	NONE PAINT NONE	PANELING	NONE	C.M.U. PARGED STONE	PAINT PAINT	CONC.	PAINT	6'-11" TO BOTTOM OF JOISTS	NONE	—	—	WOOD	PAINT	⅝" x 2¼"	D 28	H.C WOOD	STAIN (ONE SIDE)	2'-4"x6'-2½"	NONE	—	—	

DESIGNED:	SUB SHEET NO.	TITLE OF SHEET	DRAWING NO.	
DRAWN: SHUFELT	A 19	GLEN ECHO PARK ADMINISTRATION/ARCADE COMPLEX EXISTING CONDITIONS ROOM FINISH SCHEDULE	851 25,000	
TECH. REVIEW: FLEMING			PKG. NO. 183	SHEET 75 OF 98
DATE: 12/86				

K&E 19 1153 11-81 MC 3061*

ROOM FINISH SCHEDULE

BLDG.	FLOOR	ROOM	FLOOR MAT.	FLOOR FIN.	WALLS NORTH MAT.	WALLS NORTH FIN.	WALLS EAST MAT.	WALLS EAST FIN.	WALLS SOUTH MAT.	WALLS SOUTH FIN.	WALLS WEST MAT.	WALLS WEST FIN.	CEILING MAT.	CEILING FIN.	CEILING HGT.	BASE MAT.	BASE FIN.	BASE HGT.	ARCHITRAVE MAT.	ARCHITRAVE FIN.	ARCHITRAVE SIZE	DOORS NOS.	DOORS FRAME/DOOR MAT.	DOORS FRAME/DOOR FIN.	DOORS DOOR SIZE	WINDOWS NOS.	WINDOWS FRAME/SASH MAT.	WINDOWS FRAME/SASH FIN.	REMARKS
ADMINISTRATION/ARCADE	LOWER LEVEL	18	CONC	PAINT	C.M.U.	PAINT	PARGED STONE	PAINT	PARGED STONE	PAINT	PARGED STONE C.M.U.	PAINT PAINT	CONC.	PAINT	6'-9¼"	NONE	—	—	WOOD	PAINT	5/8" x 2 3/8"	D 29	BATTEN	STAIN	3'-5¼" x 6'-3"	W 13, 14	METAL	PAINT	STAIRS TO ROOM 16: PAINTED CONC., 5R (6½"-7¼") & 4T (10¼")
																						D 28	H.C. WOOD	STAIN (ONE SIDE)	2'-4" x 6'-2½"				
		19	CONC.	PAINT	PARGED STONE	PAINT	PARGED STONE	PAINT	PARGED STONE	PAINT	PARGED STONE C.M.U.	PAINT PAINT	CONC.	PAINT	6'-8¾"	NONE	—	—	NONE	—	—	D 29	BATTEN	STAIN	3'-5¼" x 6'-3"	W 11, 12	METAL	PAINT	PROJECTION IN N.E. CORNER: PAINTED BRICK
		101	CONC.	V.A.T.	DRYWALL	PAINT	PLASTER	PAINT	PLASTER	PAINT	DRYWALL	PAINT	2' x 2' ACOUS. TILE	NONE	8'-3½"	VINYL (OVER 6" PAINTED WD OR CONC.)	NONE	4"	WOOD	PAINT	5/8 x 1¾"	D 102	S.C. WOOD	CLEAR	2'-5 5/8 x 6'-9 3/4"	W 103, 104	METAL CASE-MENT	PAINT	
																						D 101	S.C. WOOD	CLEAR	2'-5¾ x 6'-10"				
		102	CONC.	CARPET	DRYWALL	PAINT	DRYWALL	PAINT	DRYWALL	PAINT	DRYWALL	PAINT	2' x 2' ACOUS. TILE	NONE	8'-3½"	VINYL (OVER 6" PAINTED WD-E,S,W)	NONE	4'	WOOD	PAINT	5/8" x 1¾"	D 102	S.C. WOOD	CLEAR	2'-5 5/8" x 6'-9 3/4"	W 105	METAL CASE-MENT	PAINT	DOOR 102 HAS 1 LIGHT
																						D 104	S.C. WOOD	PAINT	2'-6" x 6'-9 5/8"				
																						D 103	S.C. WOOD	CLEAR	2'-5½" x 6'-9½"				
		103	CONC.	12" x 12" V.A.T.	PANELING	NONE	GLASS BLOCK	NONE	PANELING	NONE			2' x 2' ACOUS. TILE	NONE	8'-3½"	VINYL (OVER 6" PAINTED WD-E,S,W)	NONE	4"	WOOD	PAINT	5/8" x 1¾"	D 105	S.C. WOOD	CLEAR	2'-6 3/4" x 6'-10 3/4"	W 106	GLASS BLOCK	NONE	D 107: GATE, W 107: BOARDED
					PLYWOOD	PAINT	PLYWOOD PLASTER	PAINT PAINT	PLYWOOD	PAINT	PLYWOOD	PAINT										D 103	S.C. WOOD	CLEAR	2'-5½" x 6'-9½"				
																						D 106	S.C. WOOD	CLEAR	2'-5 3/4" x 6'-10"				
		104	CONC.	CARPET	PANELING	NONE	PANELING	NONE	PANELING	NONE	PANELING	NONE	2' x 2' ACOUS TILE	NONE	8'-3½"	VINYL (OVER 6" PAINTED WOOD)	NONE	4"	WOOD	PAINT	5/8" x 2½"	D 109	S.C. WOOD	CLEAR	2'-5 7/8" x 6'-9½"	W 108	METAL CASE-MENT	PAINT	
																						D 106	S.C. WOOD	CLEAR	2'-5 3/4" x 6'-10"				
		105	CONC.	CARPET	PANELING	NONE	PANELING	NONE	PANELING	NONE	PANELING	NONE	2' x 2' ACOUS. TILE	NONE	8'-3½"	VINYL (OVER 6" PAINTED WOOD)	NONE	4"	WOOD	PAINT	5/8" x 2½"	D 110	S.C. WOOD	CLEAR	2'-5 5/8" x 6'-9 3/4"	W 109	METAL FIXED GLASS W/ A/C UNIT	PAINT	
		106	CONC.	CARPET	PANELING	NONE	PANELING	NONE	PANELING	NONE	PANELING	NONE	2' x 2' ACOUS. TILE	NONE	8'-3½"	VINYL (OVER 6" PAINTED WOOD)	NONE	4'	WOOD	PAINT	5/8 x 2½"	D 108	S.C. WOOD	CLEAR	2'-7 7/8" x 6'-8"				
																			WOOD	PAINT	½" x 5"	D 109	S.C. WOOD	PAINT	2'-5 7/8" x 6'-9½"				
																						D 110	S.C. WOOD	PAINT	2'-5 5/8" x 6'-9 3/4"	NONE	—	—	
																						D 111	STEEL	PAINT	2'-6" x 6'-6½"				
		107	CONC.	CARPET	PANELING	NONE	PANELING	NONE	PANELING PLASTER	NONE PAINT	DRYWALL	PAINT	2' x 2' ACOUS TILE	NONE	8'-3½"	VINYL (OVER 6" PAINTED WOOD)	NONE	4'	WOOD	PAINT	3/4" x 3 5/8", 5/8" x 1 3/4"	D 101	S.C. WOOD	CLEAR	2'-5¾" x 6'-10"	W 102	METAL CASE-MENT & FIXED	PAINT	D 107: GATE; D 113: MISSING
																						D 108	S.C. WOOD	CLEAR	2'-7 7/8" x 6'-8"				
																						D 112	LOUVER WD DBL BIFOLD	CLEAR	(1'-0" x 6'-5½" (EA. PANEL)				
		108	CONC. WOOD (STAIRS)	V.A.T. PAINT	PLASTER	PAINT	PLASTER	PAINT	PLASTER	PAINT	PLASTER	PAINT	PLASTER	PAINT	VARIES	VINYL (OVER 6" PAINTED WOOD	NONE	4"	WOOD	PAINT	3/4" x 2 7/8"	D 114	S.C. WOOD	CLEAR	2'-11½" x 6'-11¾"	NONE	—	—	D 113: MISSING
																						D 115	H.C. WOOD	PAINT	2'-5 3/4" x 6'-7 3/4"				
		109	CONC.	1" SQ. CER. TILE	PLASTER CER. TILE	PAINT NONE	PLASTER CER. TILE	PAINT NONE	PLASTER CER. TILE	PAINT NONE	PLASTER CER. TILE	PAINT NONE	PLASTER	PAINT	9'-7½" SLOPES DN AT W END	CER. TILE	NONE	2 3/4"	WOOD	PAINT	3/4 x 2 7/8"	D 115	H.C. WOOD	PAINT	2'-5 3/4" x 6'-7 3/4"	W 101	METAL CASE-MENT	PAINT	
		110	CONC.	PAINT	PLASTER	PAINT	PLASTER	PAINT	PLASTER	PAINT	PLASTER	PAINT	PLASTER	PAINT	8'-0"	NONE	—	—	NONE	—	—	D 114	H.C. WOOD	PAINT	2'-5 3/4" x 6'-8"	W 131	METAL CASE-MENT (BOARDED)	PAINT	
		111	CONC.	PAINT	FIBER BD. PLASTER	PAINT PAINT	PLASTER	PAINT	PLASTER	PAINT	PLASTER	PAINT	CONC.	PAINT	13'-1"	NONE	—	—	WOOD	PAINT	7/8" x 3 3/4"	D 114	H.C. WOOD	PAINT	2'-5 3/4" x 6'-8"	W 129, 130	METAL AWNING	PAINT	FAN IN 1ST FLR WINDOW, 2ND LEVEL WINDOWS COVERED WITH INSULATION
																						D 115	WOOD WITH 6 LIGHTS	PAINT	3'-0" x 7'-0"	W 217, 218	METAL HOPPER	PAINT	
		112	CONC.	PAINT	C.M.U. W/BRICK HORIZ T&G BEAD. BDS	PAINT PAINT	C.M.U. HORIZ T&G BEAD. BDS	PAINT PAINT	C.M.U. HORIZ. T&G BEAD. BDS.	PAINT PAINT	C.M.U.	PAINT	CONC.	PAINT	13'-1"	NONE	—	—	WOOD	PAINT	7/8 x 3 3/4"	D 116	WOOD	PAINT	4'-0" x 6'-11¾"	W 128	BOARDED		FAN IN OPENING ABV. D116
																						D 115	WOOD WITH 6 LIGHTS	PAINT	3'-0" x 7'-0"				
		113	CONC	PAINT	PLASTER	PAINT	PLASTER	PAINT	DRYWALL PLYWOOD	PAINT NONE	PLYWOOD	NONE	FIBER BD.	PAINT	8'-3"	WOOD (S)	NONE	3 3/4"	NONE	—	—	NONE	—	—	—	W 110	BOARDED		DRAIN IN FLR; ROOM CLOSED OFF - AREA CONDEMNED

DESIGNED:	SUB SHEET NO.	TITLE OF SHEET	DRAWING NO.
DRAWN: SHUFELT	A 20	GLEN ECHO PARK ADMINISTRATION/ARCADE COMPLEX	851 25,000
TECH. REVIEW: FLEMING		EXISTING CONDITIONS ROOM FINISH SCHEDULE	PKG. NO. 183 — SHEET 76 OF 98
DATE: 12/86			

K&E 19 1153 11-81 MC 3061•

ROOM FINISH SCHEDULE

BLDG: ADMINISTRATION/ARCADE
FLOOR: FIRST

ROOM	FLOOR MAT.	FLOOR FIN.	WALLS NORTH MAT.	WALLS NORTH FIN.	WALLS EAST MAT.	WALLS EAST FIN.	WALLS SOUTH MAT.	WALLS SOUTH FIN.	WALLS WEST MAT.	WALLS WEST FIN.	CEILING MAT.	CEILING FIN.	CEILING HGT.	BASE MAT.	BASE FIN.	BASE HGT.	ARCHITRAVE MAT.	ARCHITRAVE FIN.	ARCHITRAVE SIZE	DOORS NOS.	DOORS FRAME/DOOR MAT.	DOORS FRAME/DOOR FIN.	DOOR SIZE	WINDOWS NOS.	WINDOWS FRAME/SASH MAT.	WINDOWS FRAME/SASH FIN.	REMARKS
114	CONC.	PAINT	PLYWOOD	PAINT	PLASTER	PAINT	PLYWOOD	PAINT	PLASTER	PAINT	PLYWOOD CONC.	PAINT PAINT	8'-0 1/2" (ABV. STEPS)	NONE	—	—	NONE	—	—	D 116 D 117	WOOD W/ 3 LIGHTS (MISSING)	CLEAR	2'-11" x 6'-8"	NONE	—	—	PAINTED CONC. STEPS: 4 R (7 1/4") & 5 T (9 3/4" - 11")
115	CONC.	PAINT	METAL PIPE & WD. STUDS OVER PLWD.	NONE	PLASTER	NONE	PANELING	NONE	PLYWOOD PLASTER	NONE PAINT	FIBERBD.	PAINT	8'-2"	NONE	—	—	WOOD	CLEAR	3/4" x 2 3/8"	D 119	H.C. WOOD	NONE	3'-0" x 6'-8"	W 111	WD. FRAME BOARDED UP		CLG. HGT. TO BOTTOM OF DUCT - 7'-3"
116	CONC.	PAINT	FIBERBD.	PAINT	PLASTER	PAINT	PLASTER	PAINT	FIBERBD.	PAINT	FIBERBD.	PAINT	8'-3 1/2	NONE	—	—	WOOD	CLEAR & PAINT	3/4" x 2 3/8" 3/4" x 5"	D 119 D 120	H.C. WOOD S.C WOOD	NONE PAINT	3'-0" x 6'-8" 2'-6" x 6'-10"	W 111	WD. FRAME BOARDED UP		8" DROP IN FLR. FROM RM. 117
117	CONC.	PAINT	PLASTER FIBERBD	PAINT PAINT	DRYWALL	PAINT	DRYWALL	PAINT	DRYWALL C.M.U. WITH BRICK	PAINT PAINT	ACOUS. TILE	NONE	8'-1 1/4"	NONE	—	—	WOOD	PAINT	1" x 3 3/4"	D 122 D 120	ALUM. & GLASS WOOD	NONE PAINT	2'-11 3/4" x 6'-11 1/4" 2'-5 3/4" x 6'-9"	W 112A	PLEXI-GLASS WITH WD. FRAME	PAINT	CLOSET: N - PAINTED PLASTER, E - PAINTED C.M.U., S & W - FIBERBD & WD FRAM., FLR - UNFIN. CONC., DOOR - SHUTTERS; LARGE HORIZ. CRACK IN CLOSET; PAINTED WOOD GARAGE DOOR OVER W112A
118	CONC.	NONE	C.M.U. WITH BRICK STUCCO	NONE PAINT	C.M.U. WITH BRICK	NONE	C.M.U. WITH BRICK	NONE	C.M.U. WITH BRICK	NONE	EXP. WD. FRAMING	NONE	9'-7 1/2" (TO BOTTOM OF JOISTS)	NONE	—	—	NONE	—	—	D 121	2 PANEL WOOD	PAINT	2'-0" x 6'-8"	NONE	—	—	ON NORTH WALL - EVIDENCE OF ADMINISTRATION BLDG'S EXTERIOR STUCCO WALL
119	CONC.	NONE	BRICK	NONE	BRICK	NONE	BRICK	NONE	BRICK	NONE	CONC.	NONE	10'-1/2"	NONE	—	—	NONE	—	—	D 123 D 124	METAL CLAD WD. METAL CLAD WD	PAINT PAINT	5'-0" x 6'-11 1/2" 2'-11 1/2" x 5'-11 1/2"	NONE	—	—	VENT IN NORTH WALL
120	CONC. 9 1/4" - 11 1/4" WOOD PLANKING	NONE NONE (UPPER FLR)	BRICK	NONE	BRICK	NONE	BRICK	NONE	BRICK	NONE	CONC.	NONE	(3'-5 1/2" (N. END - 9'-4 1/4")	NONE	—	—	NONE	—	—	D 125 D 124	METAL CLAD METAL CLAD	PAINT PAINT	4'-11 3/4" x 7'-11" 2'-11 1/2" x 5'-11 1/2"	NONE	—	—	CEILING HEIGHT TO BOTTOM OF CONCRETE BEAM; WOOD STAIRS & RAILING; VENT IN EAST WALL
121	CONC.	V.A.T.	WOOD STUDS OVER PLYWOOD	NONE	STUCCO	PAINT	STUCCO	PAINT	STUCCO	PAINT	STUCCO	PAINT	9'-5"	VINYL (E, S, W)	NONE	6"	WOOD	PAINT	3/4" x 5"	D 127 D 127A	2 PANEL WOOD (BOARDED)	PAINT	1'-11 3/4" x 6'-5 1/2"	NONE	—	—	
122	CONC.	V.A.T.	STUCCO	PAINT	STUCCO	PAINT	STUCCO	PAINT	STUCCO	PAINT	STUCCO	PAINT	9'-4 1/2"	VINYL	NONE	6"	WOOD	PAINT	11/16" x 3 1/16"; 3/4" x 5"	D 126 D 127	4 PANEL WOOD 2 PANEL WOOD	PAINT PAINT	2'-3 1/2" x 6'-5" 1'-11 3/4" x 6'-5 1/2"	NONE	—	—	ROOM ONCE CONTAINED TOILET & LAVATORY; SMALL OPENING IN SOUTH WALL WITH DOOR
123	DIRT CONC.	NONE PAINT	C.M.U. WITH BRICK STEEL	NONE PAINT	STEEL	PAINT	C.M.U. STEEL	NONE PAINT	C.M.U. WITH BRICK WD. FRAMING	NONE NONE	WD BOARDS WIRE MESH WD. FRAMING	PAINT NONE	SEE REMARKS	NONE	—	—	NONE	—	—	D 135A	METAL	PAINT	2'-0" x 6'-7 1/2"	NONE	—	—	CLG HGT.: TO BOTTOM OF WOOD BOARDS (WEST SEC.) SLOPES FROM 10'-2 1/2" TO 12'-1", TO BOTTOM OF WOOD JOISTS - 13'-1" (CENTER SEC.); SOME DECORATIVE PAINTING FROM AMUSEMENT PARK ERA REMAINS
124	CONC.	NONE	C.M.U. WITH BRICK	NONE	C.M.U. WITH BRICK	NONE	C.M.U. WITH BRICK	NONE	C.M.U.	NONE	EXP. WD. FRAMING	NONE	15'-11"	NONE	—	—	WOOD	PAINT	3/4" x 3 1/2"	D 129 D 128	METAL CLAD METAL CLAD 3/4 HR.	PAINT PAINT	2'-6" x 6'-8" 2'-1 3/4 x 6'-7 1/2"	W 126	METAL DBL. HUNG, 6/6	NONE	CEILING HEIGHT TO BOTTOM OF COLLAR TIES; FLOOR AT BOTTOM OF STAIRS: UNFIN. PLYWOOD, S & E WALLS AT BOTTOM OF STAIRS - 13'-1" HIGH; CONCRETE STAIRS
125	CONC.	NONE	C.M.U. WITH BRICK	NONE	C.M.U. WITH BRICK	NONE	C.M.U. WITH BRICK	NONE	C.M.U.	NONE	EXP. WD. FRAMING	NONE	15'-11	NONE	—	—	NONE	—	—	D 129	METAL CLAD	PAINT	2'-6" x 6'-8"	W 125	METAL DBL. HUNG, 6/6	NONE	HEIGHT OF WEST & NORTH WALLS - 8'-2"; CEILING HEIGHT TO BOTTOM OF COLLAR TIES
126	PLYWOOD	NONE	C.M.U.	PAINT	C.M.U. WITH BRICK	PAINT	DRYWALL	PAINT	WOOD STUDS OVER PLYWOOD	PAINT	STEEL FRAMING & DRYWALL	PAINT	14'-7 3/4" (TO BOTTOM OF STEEL)	NONE	—	—	NONE	—	—	D 130 D 14B	METAL WOOD SLIDING	PAINT PAINT	3'-0" x 6'-8" 6'-4 1/4" x 14'-7 1/2"	W 122-124	METAL DBL. HUNG 6/6 (BOARDED)	NONE	PLYWOOD FLOOR RAISED 5" ABOVE CONCRETE SLAB; FLOOR AT SOUTH 10' OF ROOM: 6" WOOD PLANKING
127	PLYWOOD	CARPET & PAINT	C.M.U. WITH BRICK	PAINT	PLYWD. & CURTAIN	NONE	DRYWALL	PAINT	DRYWALL	PAINT	STEEL FRAMING & DRYWALL	PAINT	14'-7 3/4" (TO BOTTOM OF STEEL)	NONE	—	—	NONE	—	—	D 132	WOOD	PAINT	3'-0" x 6'-8"	NONE	—	—	AT STAGE - FLOOR RAISED 5" ABOVE CONCRETE SLAB, PLEXIGLASS WINDOWS AT CONTROL ROOMS, CEILING HEIGHT TO BOTTOM OF HVAC - 13'-7 1/2", CEILING HEIGHT AT TOP SEAT - 4'-9 1/4"
128	WOOD	12" x 12" V.A.T	DRYWALL FIBERBD	PAINT PAINT (GLOSSY)	DRYWALL FIBERBD.	PAINT PAINT (GLOSSY)	DRYWALL FIBERBD	PAINT PAINT (GLOSSY)	DRYWALL FIBERBD	PAINT PAINT (GLOSSY)	DRYWALL	PAINT	7'-11 3/4"	VINYL	NONE	4"	WOOD	PAINT	5/8" x 2 1/2"	D 131	H.C. WOOD	PAINT	2'-0" x 6'-8	NONE	—	—	FIXTURES (1 LAV., 1 TOILET & 1 URINAL) & METAL TOILET PARTITIONS
129	WOOD	12" x 12" V.A.T.	DRYWALL FIBERBD	PAINT PAINT (GLOSSY)	DRYWALL FIBERBD.	PAINT PAINT (GLOSSY)	DRYWALL FIBERBD.	PAINT PAINT (GLOSSY)	DRYWALL FIBERBD	PAINT PAINT (GLOSSY)	DRYWALL	PAINT	8'-0"	VINYL	NONE	4"	WOOD	PAINT	5/8" x 2 1/2"	D 133	H.C. WOOD	PAINT	2'-8 x 6'-8"	NONE	—	—	
130	10" WOOD PLANKING	PAINT	DRYWALL	PAINT	DRYWALL	PAINT	DRYWALL	PAINT	DRYWALL	PAINT	DRYWALL	PAINT	8'-0 1/2"	NONE	—	—	WOOD	PAINT	5/8" x 2 1/2"	D 135 D 131 D 132	H.C. WOOD H.C. WOOD WOOD	PAINT PAINT PAINT	2'-8" x 6'-8" 2'-0" x 6'-8" 3'-0" x 6'-8"	NONE	—	—	

DESIGNED:
DRAWN: SHUFELT
TECH. REVIEW: FLEMING
DATE: 12/86

SUB SHEET NO. A 21

TITLE OF SHEET
GLEN ECHO PARK
ADMINISTRATION/ARCADE COMPLEX
EXISTING CONDITIONS
ROOM FINISH SCHEDULE

DRAWING NO. 851 - 25,000
PKG. NO. 183
SHEET 77 OF 98

K&E 19 1153 11-81 MC 3061*

ROOM FINISH SCHEDULE

BLDG: ADMINISTRATION/ARCADE
FLOOR: FIRST

ROOM	FLOOR MAT.	FLOOR FIN.	WALLS NORTH MAT.	WALLS NORTH FIN.	WALLS EAST MAT.	WALLS EAST FIN.	WALLS SOUTH MAT.	WALLS SOUTH FIN.	WALLS WEST MAT.	WALLS WEST FIN.	CEILING MAT.	CEILING FIN.	CEILING HGT.	BASE MAT.	BASE FIN.	BASE HGT.	ARCHITRAVE MAT.	ARCHITRAVE FIN.	ARCHITRAVE SIZE	DOORS NOS.	DOORS FRAME/DOOR MAT.	DOORS FRAME/DOOR FIN.	DOORS DOOR SIZE	WINDOWS NOS.	WINDOWS FRAME/SASH MAT.	WINDOWS FRAME/SASH FIN.	REMARKS
131	CONC.	CARPET	C.M.U. DRYWALL	PAINT PAINT	DRYWALL	PAINT	C.M.U. DRYWALL	PAINT PAINT	PLYWOOD BRICK C.M.U.	PAINT PAINT PAINT	DRYWALL	PAINT	8'-7½" 7'-6¼" 6'-2¼"	NONE	—	—	WOOD	PAINT	1"X 2"; 5/8"X2¼"	D136,137 D 134	S.C. WOOD (DBL.) S.C. WOOD	PAINT NONE	2'-6"X6'-7½" (EA. PANEL) 1'-10" X 6'-8"	W112,113	PLEXI-GLASS WITH WD. FRAME	PAINT	
132	FIBERBD.	CARPET	DRYWALL	PAINT	DRYWALL	PAINT	DRYWALL	PAINT	DRYWALL	PAINT	PLYWOOD	NONE	7'-9½"	NONE	—	—	NONE	—	—	D 134 D 135 D 135A	S.C. WOOD WOOD METAL	NONE PAINT PAINT	1'-10"X6'-8" 2'-0" X 6'-7" 2'-0X6'-7½"	NONE	—	—	D 135 - TOP PORTION OF DOOR CONVERTED INTO TICKET WINDOW (PLEXIGLASS)
133	WOOD	12" X 12" V.A.T.	C.M.U. WITH BRICK	PAINT	C.M.U.	PAINT	C.M.U. WITH BRICK	PAINT	C.M.U. WITH BRICK	PAINT	2'X 4' ACOUS. TILE	NONE	7'-7¼"	NONE	—	—	WOOD	PAINT	1"X 2"	D 138 D 140	S.C. WOOD 2 PANEL WOOD	PAINT-(EXT.) PAINT	2'-8"X6'-7⅝" 1'-11⅞" X 6'-7¼"	NONE	—	—	TOILET FOR DISABLED
134	WOOD	CARPET	C.M.U. WITH BRICK DRYWALL	PAINT PAINT	DRYWALL	PAINT	DRYWALL	PAINT	C.M.U. WITH BRICK PLYWOOD	PAINT PAINT	DRYWALL	PAINT	8'-3"; 7'-2"	WOOD (N, E, W)	PAINT	4½"	WOOD	PAINT	5/8"X2¼"	D 143 D 139 D 141	S.C. WD. (DBL.) S.C. WOOD H.C. WOOD	PAINT PAINT PAINT	2'X6'-7 (EA.) 2'-11¾" X 6'-8" 2'-0" X 6'-3½" TO 6'-6½"	NONE	—	—	D 140 - SEE ROOM 133; D 142 - PAINTED WOOD
135	PLYWOOD	NONE	C.M.U. PANELING	PAINT NONE	PANELING	NONE	PANELING	NONE	PANELING	NONE	12" X 12" ACOUS. TILE	NONE	7'-2"	WOOD	NONE	2¼"	WOOD	NONE	1"X 2¼"	D 144	S.C. WOOD	PAINT (EXT. ONLY)	2'-0" X 6'-0"	NONE	—	—	PART OF CLG DROPS 4 3/4"; ACCESS TO TOWER THROUGH CLG. SOUND CONTROLS FOR THEATER; PLEXIGLASS WINDOW TO RM. 127 BOARDED
136	PLYWOOD	PAINT	PANELING	PAINT	PANELING	NONE	PANELING	NONE	DRYWALL	PAINT	DRYWALL	PAINT	6'-9" (TO BOTTOM HAVC EQUIP.)	NONE	—	—	NONE	—	—	D 145	S.C. WOOD WITH 2 VENTS	PAINT	2'-0"X6'-0½"	NONE	—	—	PLEXIGLASS WINDOW (TO ROOM 127), LIGHT CONTROLS FOR THEATER
137	PLYWOOD	NONE	WD. STUDS OVER HORIZ T&G WD. BOARDS	PAINT	WD. STUDS OVER HORIZ T&G WD. BOARDS	PAINT	WD. STUDS OVER HORIZ T&G WD. BOARDS	PAINT	WD. STUDS OVER HORIZ T&G WD. BOARDS	PAINT	EXP. WD & STEEL FRAMING	NONE	6'-7¾" TO BOTTOM OF STEEL)	NONE	—	—	NONE	—	—	D 146	S.C. WOOD WITH 2 VENTS	PAINT (RM. 127 SIDE ONLY)	2'-0" X 6'-1¾"	NONE	—	—	PLEXIGLASS WINDOW (TO ROOM 127), ACCESS TO TOWER THROUGH CLG., LIGHTING CONTROLS
138	10" WOOD PLANKING CONC.	CARPET, VINYL & FIBERBD NONE	DRYWALL	PAINT	C.M.U. WITH BRICK DRYWALL	PAINT NONE	C.M.U. WITH BRICK DRYWALL	NONE PAINT (PARTIAL)	C.M.U.	PAINT NONE	DRYWALL STEEL FRAMING	NONE PAINT	15'-3"± TO BOTTOM STEEL)	NONE	—	—	NONE	—	—	D 152 D 155A	PLYWOOD WOOD & FIBERBD	NONE PAINT	2'-11½" X 6'-10" 13'-4" ± X 7'-5½"	W 117-121 6/6 W114-116 8/8	METAL DBL. HUNG	PAINT (INT. ONLY)	SOME WD PLANKING FLR. HAS NO FINISH; DOORS 139 & 155B - BOARDED; UPPER WALKWAYS: UNFIN. PLYWD. FLR., WD. RAILING (WITH WIRE MESH IN SOME AREAS), PAINTED DRYWALL WALLS
139	10" WOOD PLANKING	PAINT	WD STUDS OVER PLYWOOD	NONE	C.M.U. WITH BRICK	PAINT	WD STUDS OVER PLYWOOD	NONE	WD STUDS OVER PLYWOOD	NONE	EXP. WD. FRAMING	NONE	8'-3¼"	NONE	—	—	NONE	—	—	D149	5 PANEL WOOD	PAINT	2'-6" X 6'-8"	NONE	—	—	ROOM 139A: WOOD FRAME STORAGE ROOM ATTACHED TO ROOM 139
140	10" WOOD PLANKING	CARPET	PANELING	NONE	PANELING	NONE	PANELING	NONE	PANELING	NONE	WALLS 8'-0" HIGH OPEN ABV.	—	—	NONE	—	—	NONE	—	—	NONE	—	—	—	NONE	—	—	EXT.: PANELING (SOUTH SIDE - EXP. WD STUDS), INT.: PART OF NORTH WALL - EXP. WD. STUDS; AREA DIVIDED INTO 2 DRESSING RMS
141	WOOD	CARPET	C.M.U. WITH BRICK PLYWOOD	PAINT PAINT	WOOD FRAMING SCREEN	PAINT NONE	C.M.U. WITH BRICK PLYWOOD	PAINT PAINT	C.M.U. WITH BRICK	PAINT	PLYWOOD	PAINT	7'-3½"	WOOD	PAINT	5½"	WOOD	PAINT	3½"	D 155 D 154	WOOD WOOD & SCREEN	PAINT PAINT	2'-3⅛"x6'-3¾" 2'-4" X 6'-1¾"	NONE	—	—	WINDOWS (TO ROOM 138) ON SOUTH & NORTH WALLS; ACCESS PANEL IN CLG. TO TOWER
142	3½" BOARDS	NONE	C.M.U. WITH BRICK	NONE	C.M.U.	NONE	C.M.U. WITH BRICK	NONE	C.M.U. WITH BRICK	NONE	EXP. WD & STEEL FRAMING	NONE	8'-0½" TO BOTTOM OF STEEL)	NONE	—	—	NONE	—	—	D156	2 PANEL WOOD	PAINT	2'-0" X 6'-8"	NONE	—	—	
143	CONC.	NONE	DRYWALL	NONE	C.M.U. WITH BRICK	PAINT	DRYWALL	NONE	DRYWALL	NONE	EXP. WD. FRAMING	NONE	7'-11½"	NONE	—	—	NONE	—	—	D 150	5 PANEL WOOD	PAINT	2'-6" X 6'-8"	NONE	—	—	
144	CONC.	NONE	WD STUDS OVER DRYWALL	NONE	C.M.U. WITH BRICK	PAINT	C.M.U.	PAINT	DRYWALL	NONE	EXP. WD. FRAMING	NONE	7'-11½	NONE	—	—	NONE	—	—	D151	5 PANEL WOOD	PAINT	2'-5½" X 6'-8"	NONE	—	—	
145	CONC.	PAINT & CARPET	DRYWALL	PAINT	DRYWALL	PAINT	C.M.U.	PAINT	C.M.U. BRICK DRYWALL	PAINT PAINT PAINT	STEEL FRAMING DRYWALL	PAINT PAINT	15'-3"± TO BOTTOM STEEL)	WOOD	PAINT	2¼"	WOOD	PAINT	1"X2½"	D153 D158	FIBERBD. 2 PANEL WOOD	PAINT PAINT	3'-0"X6'-8" 2'-7¾" X 6'-7½"	NONE	—	—	D156A & 156B: PAINTED WOOD & FIBERBOARD GARAGE DOORS - 7'-9" X 14'-2"
146	CONC.	NONE	C.M.U. WITH BRICK HORIZ T&G BDS	NONE	C.M.U. WITH BRICK HORIZ T&G BDS. PLYWOOD	NONE NONE	C.M.U. WITH BRICK HORIZ. T&G BDS. PLYWOOD STEEL	NONE NONE NONE NONE	C.M.U. WITH BRICK HORIZ T&G BDS.	NONE NONE	EXP. WD. & STEEL FRAMING	NONE		NONE	—	—	WOOD	NONE	3/8"x3½"	D157 D158	WOOD 2 PANEL WOOD	PAINT PAINT	2'-7¾" X 6'-7 3/4" 2'-7¾" X 6'-7 ½"	NONE	—	—	ACCESS TO TOWER

DESIGNED:	SUB SHEET NO.	TITLE OF SHEET	DRAWING NO.	
DRAWN: SHUFELT	A 22	GLEN ECHO PARK ADMINISTRATION/ARCADE COMPLEX	851 25,000	
TECH. REVIEW: FLEMING		EXISTING CONDITIONS ROOM FINISH SCHEDULE	PKG. NO. 183	SHEET 78 OF 98
DATE: 12/86				

K&E 19 1153 11-81 MC 3061•

ROOM FINISH SCHEDULE

BLDG.	FLOOR	ROOM	FLOOR MAT.	FLOOR FIN.	WALLS NORTH MAT.	WALLS NORTH FIN.	WALLS EAST MAT.	WALLS EAST FIN.	WALLS SOUTH MAT.	WALLS SOUTH FIN.	WALLS WEST MAT.	WALLS WEST FIN.	CEILING MAT.	CEILING FIN.	CEILING HGT.	BASE MAT.	BASE FIN.	BASE HGT.	ARCHITRAVE MAT.	ARCHITRAVE FIN.	ARCHITRAVE SIZE	DOORS NOS.	DOORS FRAME/DOOR MAT.	DOORS FRAME/DOOR FIN.	DOORS DOOR SIZE	WINDOWS NOS.	WINDOWS FRAME/SASH MAT.	WINDOWS FRAME/SASH FIN.	REMARKS
ADMINISTRATION/ARCADE	SECOND	201	CONC.	CARPET	PLASTER	PAINT	PLASTER	PAINT	PLASTER	PAINT	PLASTER	PAINT	2'x2' ACOUS. TILE	NONE	7'-5"	VINYL (OVER 5" PAINTED WOOD)	NONE	4'	WOOD	PAINT	3/4" x 3 5/8"	D 201	S.C. WOOD	STAIN	2'-8 x 6'-11"	W 203, 204	METAL CASE-MENT	PAINT	
		202	CONC.	CARPET	DRYWALL	PAINT	C.M.U. WITH BRICK	PAINT	DRYWALL	PAINT	DRYWALL	PAINT	2'x2' ACOUS. TILE	NONE	7'-6"	VINYL	NONE	4'	WOOD	PAINT	3/4" x 3 1/2"	D 202	S.C. WOOD	STAIN	2'-11 3/4" x 7'-0"	W 205	METAL CASE-MENT	PAINT	
		203	CONC.	CARPET	DRYWALL	PAINT	C.M.U WITH BRICK	PAINT	DRYWALL	PAINT	PANELING / DRYWALL	NONE / PAINT	2'x2' ACOUS. TILE	NONE	7'-6 1/4"	VINYL	NONE	4"	WOOD	PAINT	3/4" x 3 1/2"	D 203	S.C. WOOD	STAIN	2'-11 3/4" x 6'-11 1/4"	W 205 - 207	METAL CASE-MENT	PAINT	
																						D 204	S.C. WOOD	STAIN	2'-7 3/4" x 6'-11				
		204	CONC.	CARPET	DRYWALL	PAINT	DRYWALL	PAINT	DRYWALL	PAINT	DRYWALL	PAINT	DRYWALL	PAINT	7'-5"	VINYL	NONE	4"	WOOD	PAINT	3/4" x 3 1/2"	D 204	S.C. WOOD	STAIN	2'-7 3/4" x 6'-11"				
																						D 206	S.C. WOOD	STAIN	2'-11 3/4" x 6'-11"	NONE	—	—	
																						D 205	METAL	PAINT	1'-9 1/2" x 4'-9 1/2"				
		205	CONC.	1" SQ. CER. TILE	4 3/8" SQ. CER. TILE	NONE	4 3/8" SQ. CER. TILE	NONE	4 3/8" SQ. CER. TILE	NONE	4 3/8" SQ. CER. TILE	NONE	DRYWALL	PAINT	7'-5"	CER. TILE	NONE	2 3/4"	NONE	—	—	D 205	METAL	PAINT	1'-9 1/2" x 4'-9 1/2"	NONE	—	—	PLASTIC SHOWER STALL
		206	CONC.	1" SQ. CER. TILE	4 3/8" SQ. CER. TILE	NONE	4 3/8" SQ. CER. TILE	NONE	4 3/8" SQ. CER. TILE	NONE	4 3/8" SQ. CER. TILE	NONE	PLASTER	PAINT	7'-11"	CER. TILE	NONE	2 3/4"	WOOD	PAINT	3/4" x 2 3/4"	D 207	H.C. WOOD	PAINT	2'-5 3/4" x 6'-7 1/2"	W 208	METAL CASEMENT	PAINT	SKYLIGHT: PAINTED WOOD PIVOT WINDOW; FIXTURES: 1 TOILET, 1 URINAL & 1 LAVATORY
																						D 206	S.C. WOOD	STAIN	2'-11 3/4" x 6'-11"				
		207	CONC. (UPPER) / CONC. (LOWER)	PAINT / QUARRY TILE	PLASTER	PAINT	PLASTER	PAINT	PLASTER	PAINT	PLASTER	PAINT	PLASTER	PAINT	8'-2"	NONE	—	—	WOOD	PAINT	3/4" x 3 1/4"	D 207	H.C. WOOD	PAINT	2'-5 3/4" x 6'-7 1/2"	W 208A	METAL HOPPER	PAINT	PAINTED CONC. STAIRS
																						D 208	H.C. WOOD	PAINT	2'-5 3/4" x 6'-7 1/2"				
		208	CONC. (LOWER) / CONC. (UPPER)	QUARRY TILE / PAINT	PLASTER	PAINT	PLASTER	PAINT	PLASTER	PAINT	PLASTER	PAINT	PLASTER	PAINT	8'-0 3/4"	NONE	—	—	NONE	—	—	D 210	WOOD	PAINT	2'-5 3/4" x 6'-7	W 208B	METAL HOPPER	PAINT	PAINTED CONC. STAIRS
																						D 209	(MISSING)	2'-6 x 6'-8 1/2 (OPENING)					
		209	CONC.	1" SQ. CER. TILE	4 3/8" SQ. CER. TILE	NONE	4 3/8" SQ. CER. TILE	NONE	4 3/8" SQ. CER. TILE	NONE	4 3/8" SQ. CER. TILE	NONE	PLASTER	PAINT	7'-11"	CER. TILE	NONE	2 3/4"	WOOD	PAINT	3/4" x 2 3/4"	D 210	WOOD	PAINT	2'-5 3/4" x 6'-7"	NONE	—	—	SKYLIGHT - SEE "REMARKS" ROOM 206; FIXTURES: 1 TOILET & 1 LAVATORY
																						D 211	WOOD W/ METAL FR.	STAIN	2'-11 3/4" x 6'-10 3/4"				
		210	CONC.	CARPET	DRYWALL	PAINT	DRYWALL	PAINT	DRYWALL	PAINT	DRYWALL	PAINT	DRYWALL	PAINT	7'-5 1/2"	VINYL	NONE	4"	WOOD	PAINT	3/4" x 3 1/2"	D 211	WOOD W/ METAL FR.	STAIN	2'-11 3/4" x 6'-10 3/4"				
																						D 214	S.C. WOOD	STAIN	3'-0" x 6'-11 1/4"	NONE	—	—	
																						D 212	METAL	PAINT	1'-9 1/2" x 4'-9 1/2"				
		211	CONC.	1" SQ. CER. TILE	4 3/8" SQ. CER. TILE	NONE	4 3/8" SQ. CER. TILE	NONE	4 3/8" SQ. CER. TILE	NONE	4 3/8" SQ. CER. TILE	NONE	DRYWALL	PAINT	7'-6"	CER. TILE	NONE	2 3/4"	NONE	—	—	D 212	METAL	PAINT	1'-9 1/2" x 4'-9 1/2"	NONE	—	—	PLASTIC SHOWER STALL
		212	CONC.	V.A.T.	DRYWALL	PAINT	DRYWALL	PAINT	DRYWALL	PAINT	DRYWALL	PAINT	2'x2' ACOUS. TILE	NONE	7'-7 1/2"	VINYL	NONE	4'	WOOD	PAINT	3/4" x 3 1/2"	D 202	S.C. WOOD	STAIN	2'-11 3/4" x 7'-0"	NONE	—	—	
																						D 203	S.C. WOOD	STAIN	2'-11 3/4" x 6'-11 1/4"				
																						D 213	S.C. WOOD	STAIN	2'-6" x 6'-10 1/4"				
																						D 214	S.C. WOOD	STAIN	3'-0" x 6'-11 1/4"				
		213	CONC.	V.A.T	DRYWALL	PAINT	DRYWALL	PAINT	DRYWALL	PAINT	DRYWALL	PAINT	2'x2' ACOUS. TILE	NONE	7'-7 1/4"	VINYL	NONE	4'	WOOD	PAINT	3/4" x 3 1/2"	D 213	S.C. WOOD	STAIN	2'-6" x 6'-10 1/4"	NONE	—	—	
		214	CONC.	V.A.T	PLASTER	PAINT	PLASTER	PAINT	PLASTER	PAINT	PLASTER	PAINT	2'x2' ACOUS. TILE	PAINT	7'-5 1/2"	VINYL	NONE	4"	WOOD	PAINT	3/4" x 3 1/2"	D 201	S.C. WOOD	STAIN	2'-8 x 6'-11	W 202	METAL CASE-MENT	PAINT	
		215	CONC.	V.A.T.	PLASTER	PAINT	PLASTER	PAINT	PLASTER	PAINT	PLASTER	PAINT	2'x2' ACOUS. TILE	PAINT	7'-5 1/4" (AT STAIRS VARIES)	VINYL OVER 5 1/2" PAINTED WOOD)	NONE	4"	WOOD	PAINT	3/4" x 3 1/2"	NONE	—	—	—	W 201	METAL CASE-MENT	PAINT	
		216	CONC.	6" SQ. QUARRY TILE	PLASTER	PAINT	PLASTER	PAINT	PINE PANELING / PLASTER	STAIN / PAINT	PLYWOOD	PAINT	FIBERBD.	PAINT	9'-5"	WD. (W)	PAINT	6	WOOD	PAINT	3/4" x 3 3/4"	D 224	METAL CLAD WITH LIGHT (DBL.)	PAINT	2'-2 1/2 x 6'-7 1/4" (EA. PAN.)	NONE	—	—	
																QUARRY TILE (E,S)	NONE												
		217	CONC.	6" SQ. QUARRY TILE	PLYWOOD	PAINT	PLASTER	PAINT	PLYWOOD	PAINT	PLYWOOD	PAINT	FIBERBD.	PAINT	9'-5 1/2" (6'-11 TO BOTTOM OF BEAM	WOOD (S,W,N)	PAINT	5" - 5 3/4"	WOOD	PAINT	3/4" x 3 1/2"	D 222	H.C. WOOD	STAIN	3'-0" x 6'-8"	NONE	—	—	D 209: MISSING
																QUARRY TILE (E, COL.)	NONE	6"				D 215	H.C. WOOD	NONE	3'-0" x 6'-7 1/2"				
																						D 217	H.C. WOOD	STAIN	2'-8 x 6'-8 3/4"				
																						D 218	WD. DBL. BIFOLD	NONE	1'-5 3/8 x 6'-6 7/8				

DESIGNED:		SUB SHEET NO.	TITLE OF SHEET	DRAWING NO.
DRAWN: SHUFELT		A 23	GLEN ECHO PARK ADMINISTRATION/ARCADE COMPLEX EXISTING CONDITIONS ROOM FINISH SCHEDULE	851 25,000
TECH. REVIEW: FLEMING				PKG. NO. 183
DATE: 12/86				SHEET 79 OF 98

K&E 19 1193 11-81 MC 3061•

ROOM FINISH SCHEDULE

BLDG.	FLOOR	ROOM	FLOOR		WALLS								CEILING			BASE			ARCHITRAVE			DOORS				WINDOWS			REMARKS
					NORTH		EAST		SOUTH		WEST												FRAME/DOOR				FRAME/SASH		
			MAT.	FIN.	MAT.	FIN.	MAT.	FIN.	MAT.	FIN.	MAT.	FIN.	MAT.	FIN.	HGT.	MAT.	FIN.	HGT.	MAT.	FIN.	SIZE	NOS.	MAT.	FIN.	DOOR SIZE	NOS.	MAT.	FIN.	
ADMINISTRATION/ARCADE	SECOND	218	CONC.	6" SQ QUARRY TILE	PLASTER	PAINT	PLASTER	PAINT	PLYWOOD	PAINT	PLYWOOD	PAINT	FIBERBD.	PAINT	9'-5"	QUARRY TILE (N,E)	NONE	6"	WOOD	PAINT	3/4" x 3 1/2"	D 216	H.C. WOOD	STAIN	2'-8" x 6'-8"	W 209	METAL CASEMENT	PAINT	
																WOOD (6,W)	PAINT	5 5/8"				D 215	H.C. WOOD	NONE	3'-0" x 6'-7 1/2"				
																						D 208	H.C. WOOD	PAINT	2'-5 3/4" x 6'-7 1/2"				
		219	CONC.	6" SQ. QUARRY TILE	PLASTER	PAINT	PLYWOOD	PAINT	PLYWOOD	PAINT	PLYWOOD	PAINT	FIBERBD.	PAINT	9'-5"	QUARRY TILE (N)	NONE	6"	WOOD	PAINT	3/4" x 3 1/2"	D 217	H.C. WOOD	STAIN	2'-8" x 6'-8 1/4"	W 210	METAL CASEMENT	PAINT	
																WOOD (E,S,W)	PAINT	5 5/8"				D 216	H.C. WOOD	STAIN	2'-8" x 6'-8"				
		220	CONC.	6" SQ QUARRY TILE	FORMSTONE	NONE	PLYWOOD	PAINT	PLYWOOD	PAINT	FORMSTONE	NONE	FIBERBD.	PAINT	9'-5" (7'-11 1/4 TO BOTTOM OF BEAM)	QUARRY TILE (W)	NONE	6 1/4"	WOOD	NONE	1" x 2 1/2"	D 219	ALUM. & GLASS	NONE	2'-11 5/8" x 6'-11 1/4"	W 211-213	METAL JALOUSIE	NONE	
					PINE PANELING	NONE					PLASTER	PAINT				WOOD (E,S,W)	PAINT	5 1/2"				D 218 (DBL)	H.C.WD BIFOLD	NONE	1'-5 3/4" x 6'-6 5/8"				
																						D 220	ALUM. & GLASS JALOUSIE	(BOARDED)					
		221	CONC.	6" SQ QUARRY TILE	PLYWOOD	PAINT	PANELING	NONE	PANELING	NONE	STONE	NONE	FIBERBD.	PAINT	9'-5 5/8" (7'-11 1/4 AT W. WALL)	VINYL (N,E,S)	NONE	4"	WOOD	PAINT	3/4" x 2 1/4"	D 221	H.C. WOOD	PAINT	2'-8" x 6'-8"	W 214,215	METAL JALOUSIE	NONE	
					PANELING	NONE			PLYWOOD	PAINT	PLASTER	PAINT				QUARRY TILE (W)	NONE	6"												
		222	CONC.	6" SQ QUARRY TILE	PLYWOOD	PAINT	PLYWOOD	PAINT	PLYWOOD	PAINT	PINE PNLG	STAIN	FIBERBD.	PAINT	9'-5"	WD. (N,E,S)	PAINT	5 5/8"	WOOD	PAINT	3/4" x 3 1/2"	D 222	H.C. WOOD	STAIN	3'-0" x 6'-8"	W 216	GLASS BLOCK	NONE	
											GLASS BLOCK	NONE										D 223	ALUM. & GLASS	NONE	3'-0" x 6'-11 1/2"				
											PLYWOOD	PAINT				QUARRY TILE (W)	NONE	6"											
											PLASTER	PAINT																	
		223	METAL	PAINT	FURRING STRIPS OVER PLASTER	PAINT	PLASTER	PAINT	METAL RAILING	PAINT	FIBERBD.	PAINT	CONC.	PAINT	7'-2"	NONE	—	—	WOOD	PAINT	3/4" x 4" 7/8" x 5 3/4"	D 224	METAL CLAD W/LIGHT (DBL)	PAINT	2'-2 1/2" x 6'-7 1/2" (EA. PAIR)	NONE	—	—	
																						D 225	H.C. WOOD	PAINT	2'-5 3/4" x 6'-3"				
		224	V.A.T.	CARPET	PLASTER	PAINT	PLYWOOD	PAINT	WIRE SCREEN PLYWOOD	NONE PAINT	PLASTER	PAINT	CONC.	PAINT	6'-6 3/4"	WOOD (S)	PAINT	6"	WOOD	PAINT	7/8" x 4"	D 225	H.C. WOOD	PAINT	2'-5 3/4" x 6'-3"	W 217	METAL HOPPER	PAINT	

DESIGNED:
DRAWN: SHUFELT
TECH. REVIEW: FLEMING
DATE: 12/86

SUB SHEET NO. A 24

TITLE OF SHEET
GLEN ECHO PARK
ADMINISTRATION/ARCADE COMPLEX

EXISTING CONDITIONS
ROOM FINISH SCHEDULE

DRAWING NO. 851 25,000
PKG. NO. 183
SHEET 80 OF 98

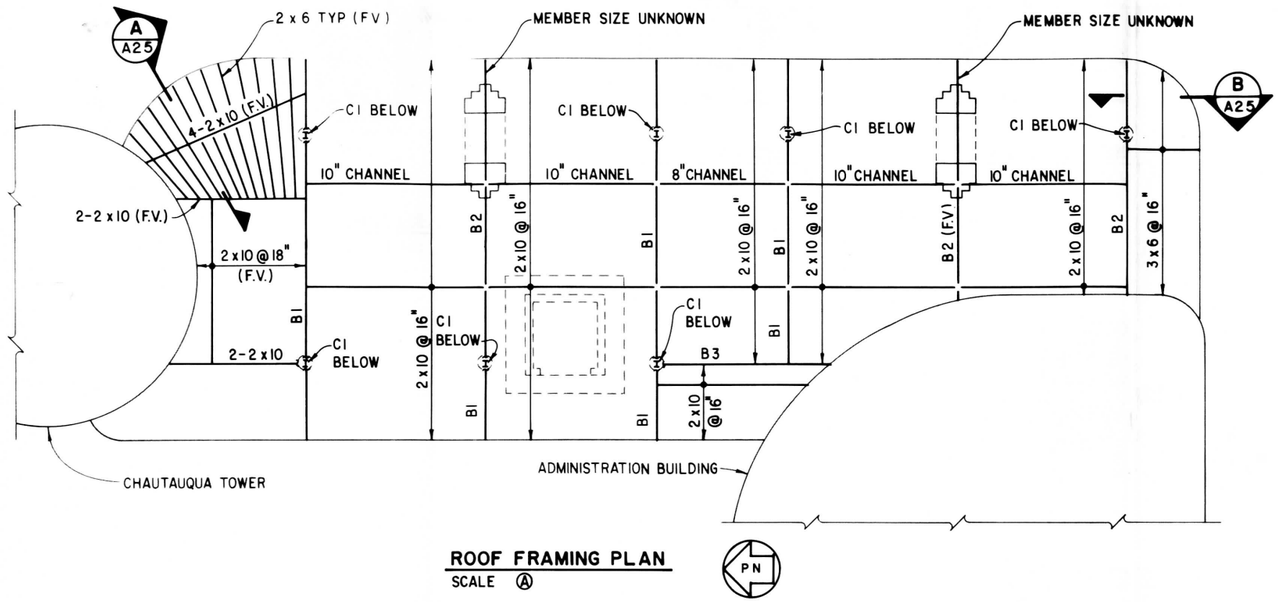

ROOF FRAMING PLAN
SCALE Ⓐ

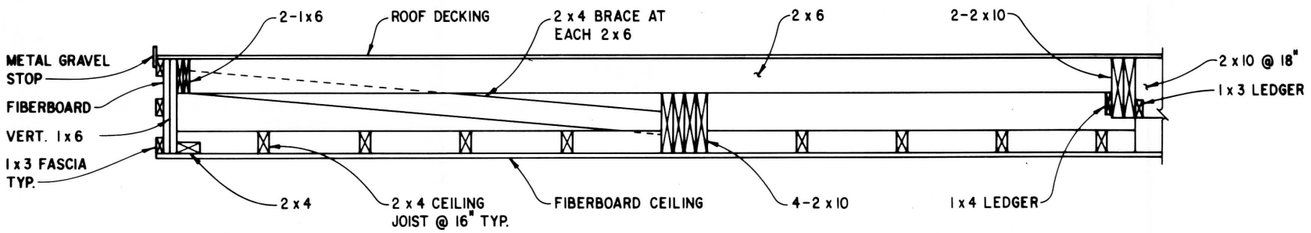

SECTION A / A25
SCALE Ⓑ

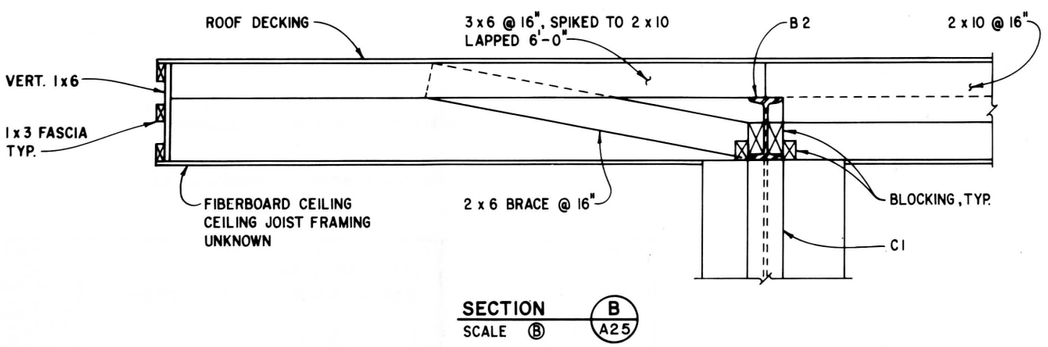

SECTION B / A25
SCALE Ⓑ

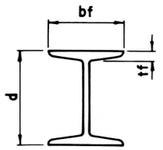

I-SECTION

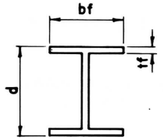

H-SECTION

BEAM SCHEDULE				
BEAM	d	bf	tf	DESIGNATION
B1	12"	6"	$\frac{5}{8}$"	12I25
B2	10"	$5\frac{7}{8}$"	$\frac{1}{4}$"	10I21
B3	12"	$6\frac{1}{2}$"	$\frac{3}{8}$"	12I32

COLUMN SCHEDULE				
COLUMN	d	bf	tf	DESIGNATION
CI	6"	6"	$\frac{5}{8}$"	6H20

NOTE
DESIGNATIONS ARE BASED ON FIELD MEASUREMENTS AND DRAWING NO. 851/82,684 SHT. 6 OF 8.
DESIGNATIONS USED ARE THE ORIGINAL DESIGNATIONS.

WOOD MEMBER SCHEDULE	
NOMINAL SIZE	ACTUAL SIZE
1 x 3	$1\frac{1}{8}$" x $2\frac{5}{8}$"
1 x 4	$\frac{3}{4}$" x $3\frac{1}{2}$"
1 x 6	$\frac{3}{4}$" x $5\frac{1}{2}$"
2 x 4	$1\frac{3}{4}$" x $3\frac{1}{2}$"
2 x 6	$1\frac{1}{2}$" x $5\frac{1}{2}$"
2 x 10	$1\frac{3}{4}$" x $9\frac{1}{2}$"
3 x 6	$2\frac{1}{2}$" x $5\frac{1}{2}$"

NOTES
1. INFORMATION SHOWN FOR ROOF FRAMING PLAN AND SECTION B IS FROM ORIGINAL DRAWING 851/82,684 SHT. 6 OF 8. INFORMATION DESIGNATED (F.V.) WAS FIELD VERIFIED. ALL OTHER INFORMATION SHOWN COULD NOT BE FIELD VERIFIED.

SCALE Ⓐ 8 0 8 16 SCALE OF FEET
SCALE Ⓑ 2 0 2 4 SCALE OF FEET

DESIGNED: L. REYNOLDS DRAWN: S. Chipman TECH. REVIEW: M. PAUL DATE: 12/86	SUB SHEET NO. A 25	TITLE OF SHEET GLEN ECHO PARK ADMINISTRATION/ARCADE COMPLEX EXISTING CONDITIONS STRUCTURAL PLANS (CANOPY)	DRAWING NO. 851 25,000 PKG. NO. 183 SHEET 81 OF 98

☆ U.S. GOVERNMENT PRINTING OFFICE: 1986 : 577-135

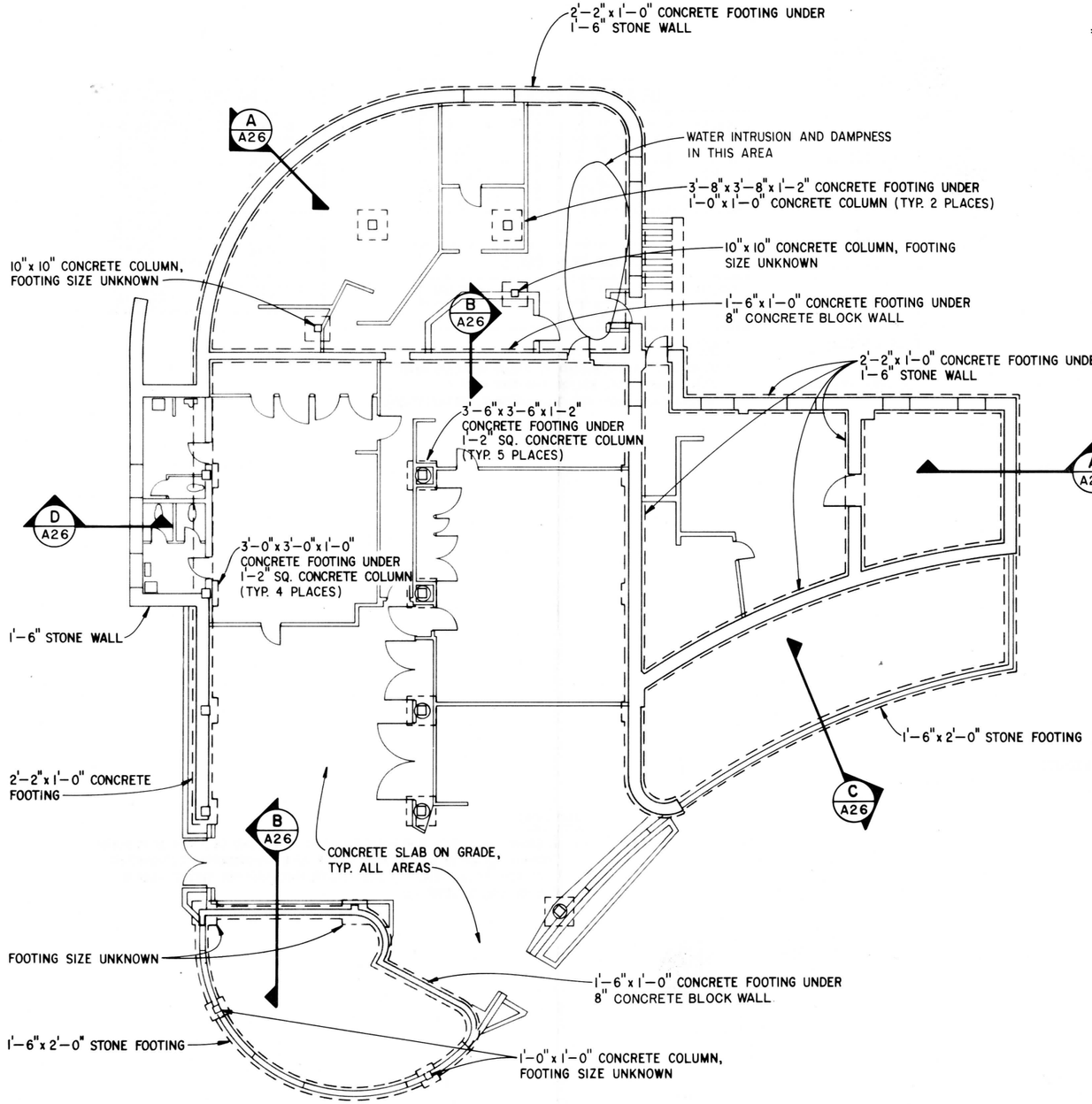

LOWER LEVEL AND FOUNDATION PLAN

SCALE Ⓐ

P.N

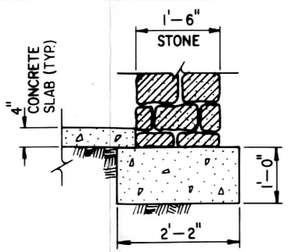

SECTION A A26
SCALE Ⓑ

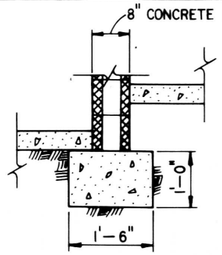

SECTION B A26
SCALE Ⓑ

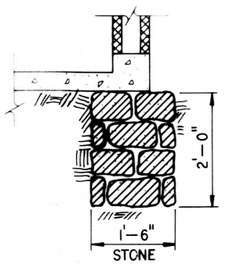

SECTION C A26
SCALE Ⓑ

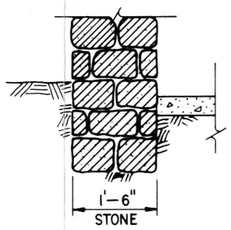

SECTION D A26
SCALE Ⓑ

NOTES

1. FOUNDATION INFORMATION SHOWN IS FROM ORIGINAL DRAWING 851/82,684. INFORMATION SHOWN COULD NOT BE VERIFIED IN THE FIELD.

SCALE Ⓑ 1 0 1 2 3
SCALE OF FEET

SCALE Ⓐ 8 0 8 12
SCALE OF FEET

DESIGNED: D. OHMSTEDE DRAWN: R. Eversman TECH. REVIEW: M. PAUL DATE: 12/86	SUB SHEET NO. A 26	TITLE OF SHEET GLEN ECHO PARK ADMINISTRATION/ARCADE COMPLEX EXISTING CONDITIONS STRUCTURAL PLANS (ADMINISTRATION BLDG.)	DRAWING NO. 851 / 25,000 PKG. NO. 183 SHEET 82 OF 98

☆ U.S. GOVERNMENT PRINTING OFFICE - 1985 - 577-135

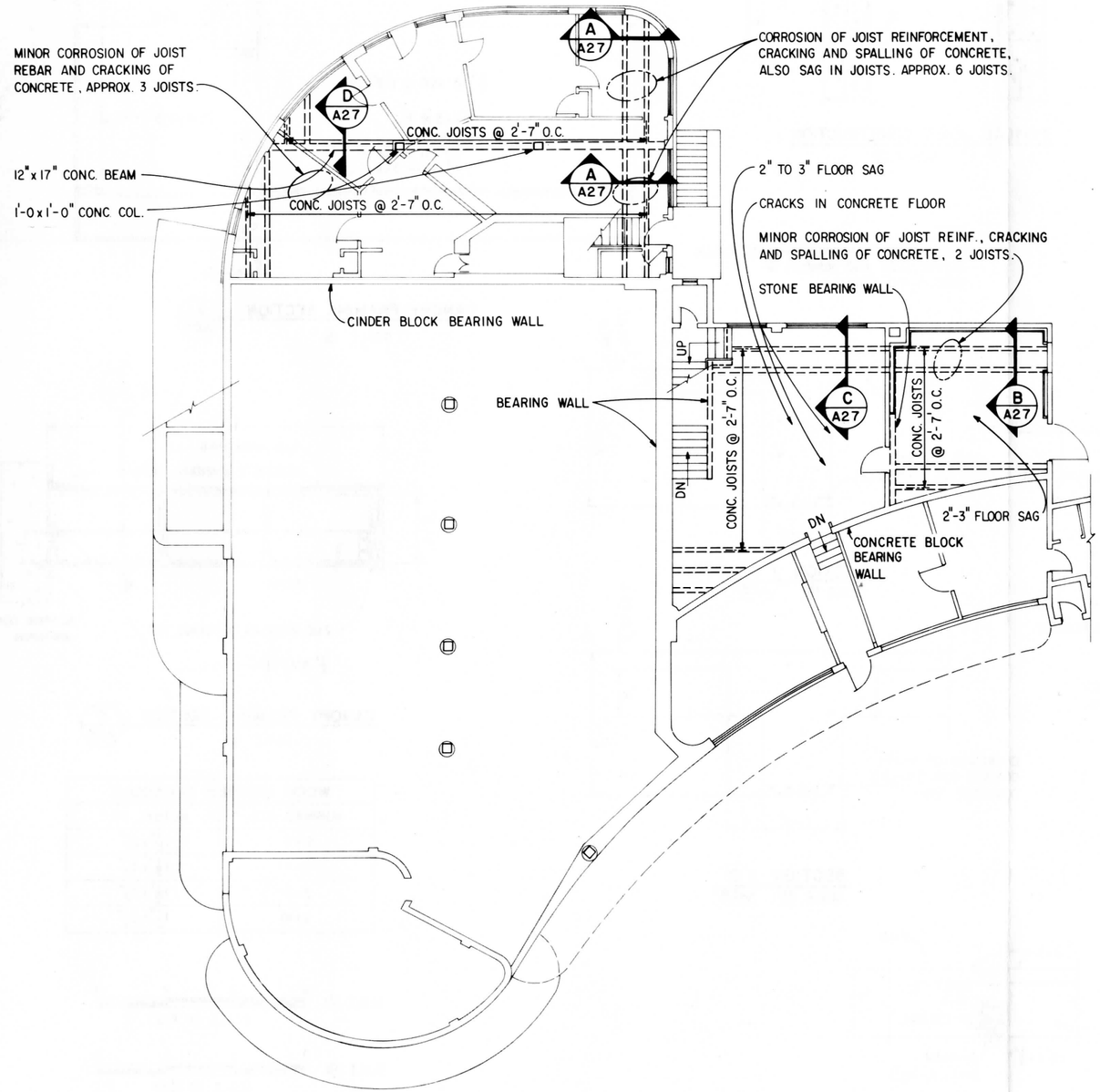

FIRST FLOOR FRAMING PLAN
SCALE Ⓐ

PN

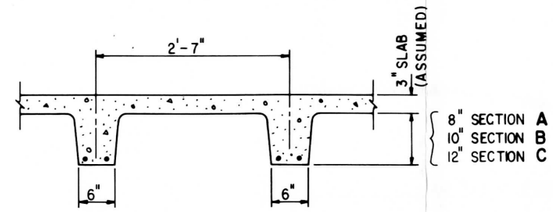

TYPICAL JOIST CONSTRUCTION A/A27 B/A27 C/A27
SCALE Ⓑ

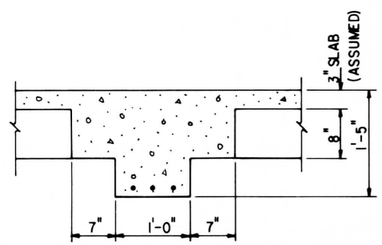

SECTION D/A27
SCALE Ⓑ

NOTE
REINFORCING SHOWN DIAGRAMMATICALLY. ACTUAL SIZE AND NUMBER OF BARS IS NOT KNOWN.

SCALE Ⓐ 8 0 8 16
SCALE OF FEET

SCALE Ⓑ 1 0 1 2
SCALE OF FEET

DESIGNED: OHMSTEDE	SUB SHEET NO.	TITLE OF SHEET	DRAWING NO. 851 / 25,000
DRAWN: [signature]	A 27	GLEN ECHO PARK ADMINISTRATION/ARCADE COMPLEX	PKG. NO. 183
TECH. REVIEW: M. PAUL		EXISTING CONDITIONS STRUCTURAL PLANS (ADMINISTRATION BLDG.)	SHEET 83 OF 98
DATE: 12/86			

☆ U.S. GOVERNMENT PRINTING OFFICE - 1985 - 577-135

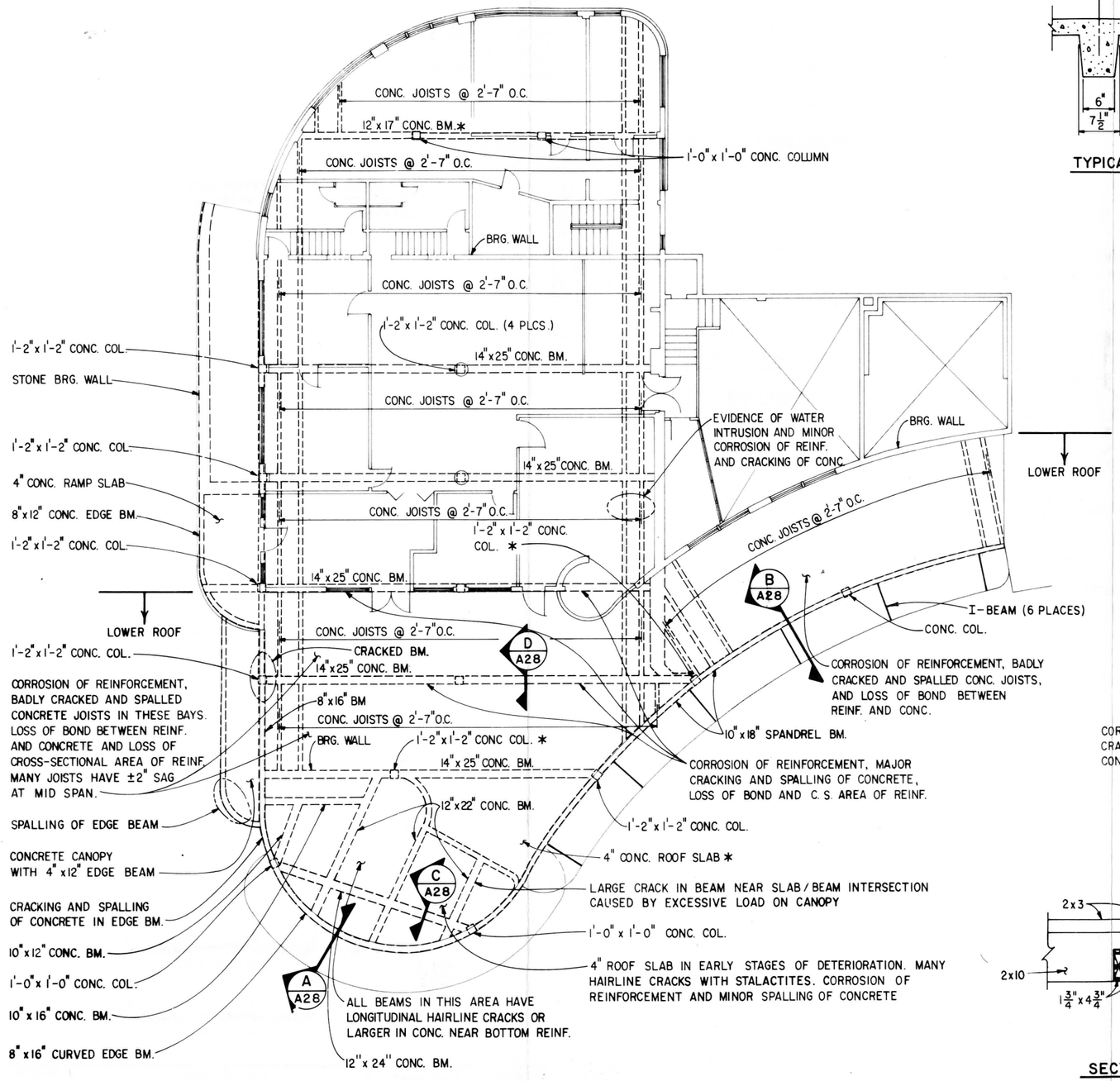

SECOND FLOOR AND LOWER ROOF FRAMING PLAN

SCALE Ⓐ

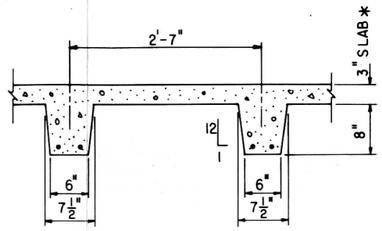

TYPICAL JOIST CONSTRUCTION

SCALE Ⓑ

NOTE
REINFORCEMENT SHOWN DIAGRAMMATICALLY, ACTUAL SIZE AND NUMBER OF BARS IS NOT KNOWN.

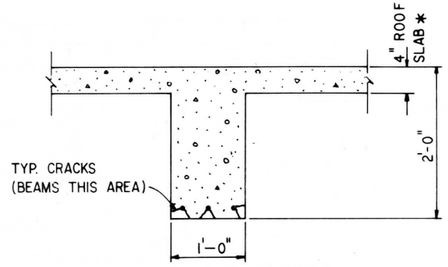

SECTION C A28

SCALE Ⓑ

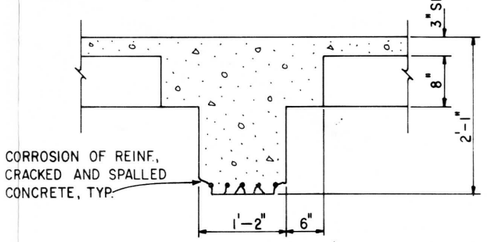

SECTION D A28

SCALE Ⓑ

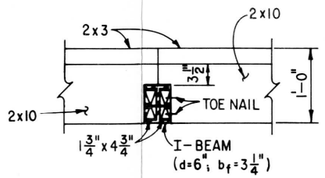

SECTION E A28

SCALE Ⓑ

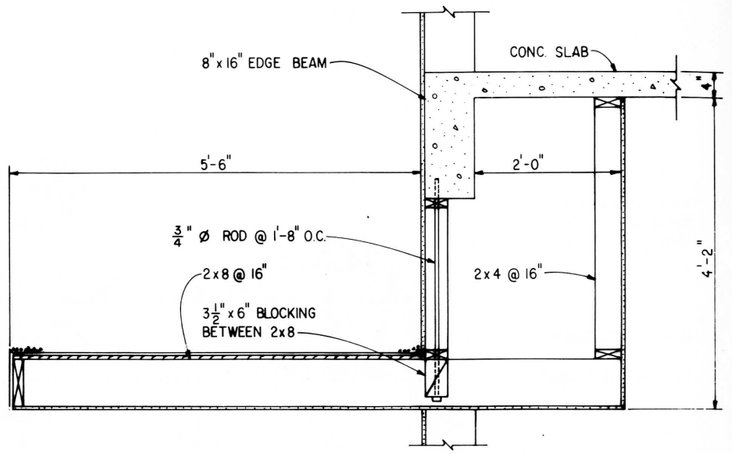

CANOPY FRAMING SECTION A A28

SCALE Ⓑ

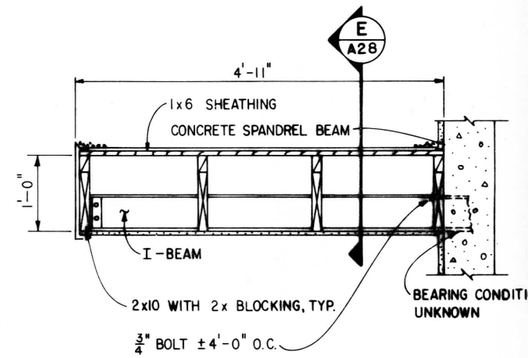

CANOPY FRAMING SECTION B A28

SCALE Ⓑ

WOOD MEMBER SCHEDULE	
NOMINAL SIZE	ACTUAL SIZE
2x3	1½"x2½"
2x4	1½"x3½"
2x8	1½"x7½"
2x10	1½"x9½"

SCALE Ⓐ 8 0 8 16 SCALE OF FEET

SCALE Ⓑ 1 0 1 2 SCALE OF FEET

NOTE

*-DIMENSIONS SHOWN ARE APPROXIMATE AND COULD NOT BE FIELD DETERMINED.

DESIGNED: OHMSTEDE	SUB SHEET NO.	TITLE OF SHEET	DRAWING NO.
DRAWN: K. Gunderson	A 28	GLEN ECHO PARK ADMINISTRATION/ARCADE COMPLEX	851 25,000
TECH. REVIEW: M. PAUL		EXISTING CONDITIONS STRUCTURAL PLANS (ADMINISTRATION BLDG.)	PKG. NO. 183
DATE: 12/86			SHEET 84 OF 98

☆ U.S. GOVERNMENT PRINTING OFFICE: 1985 - 577-135

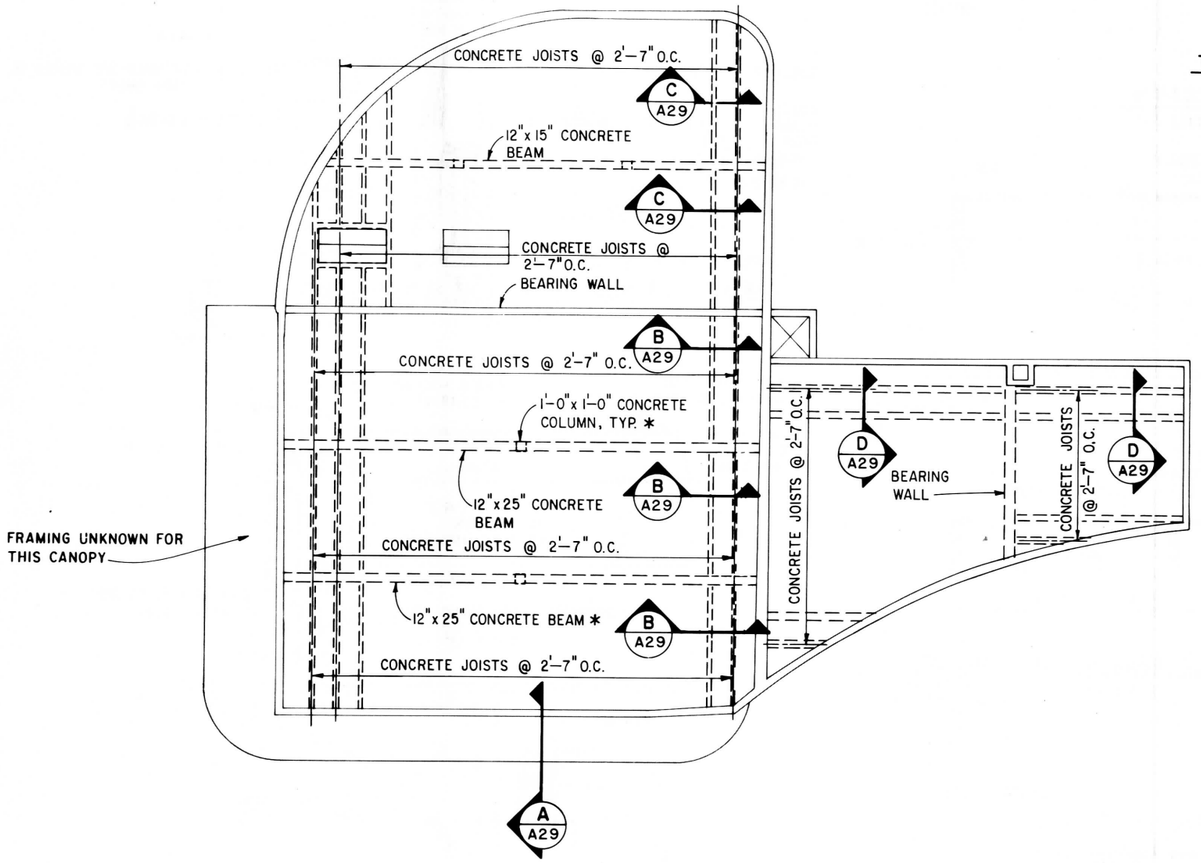

UPPER ROOF FRAMING PLAN
SCALE Ⓐ

PN

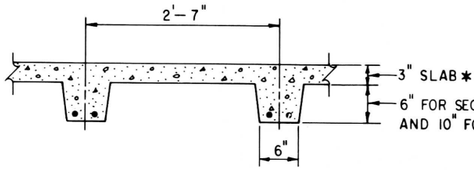

TYPICAL JOIST CONSTRUCTION SECTIONS B A29 C A29 D A29

SCALE OF FEET

NOTE
REINFORCEMENT SHOWN DIAGRAMMATICALLY. ACTUAL SIZE AND NUMBER OF BARS IS NOT KNOWN.

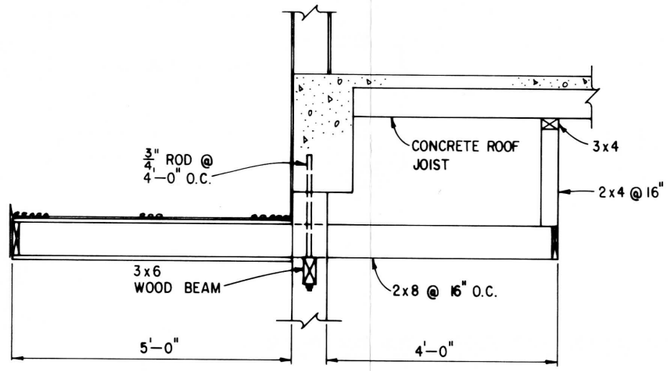

CANOPY FRAMING SECTION A A29
SCALE Ⓑ

WOOD MEMBER SCHEDULE	
NOMINAL SIZE	ACTUAL SIZE
2x4	1½"x3½"
2x8	1½"x7½"
3x4	2½"x3½"
3x6	2½"x5½"

NOTE
*-DIMENSIONS SHOWN ARE APPROXIMATE AND COULD NOT BE FIELD DETERMINED.

SCALE Ⓑ 1 0 1 2 3
SCALE OF FEET

SCALE Ⓐ 8 0 8 16
SCALE OF FEET

DESIGNED: OHMSTEDE DRAWN: B. Bodner TECH. REVIEW: M. PAUL DATE: 12/86	SUB SHEET NO. A 29	TITLE OF SHEET GLEN ECHO PARK ADMINISTRATION/ARCADE COMPLEX EXISTING CONDITIONS STRUCTURAL PLANS (ADMINISTRATION BLDG.)	DRAWING NO. 851 25,000 PKG. NO. 183 SHEET 85 OF 98

☆ U.S. GOVERNMENT PRINTING OFFICE - 1985-577-440

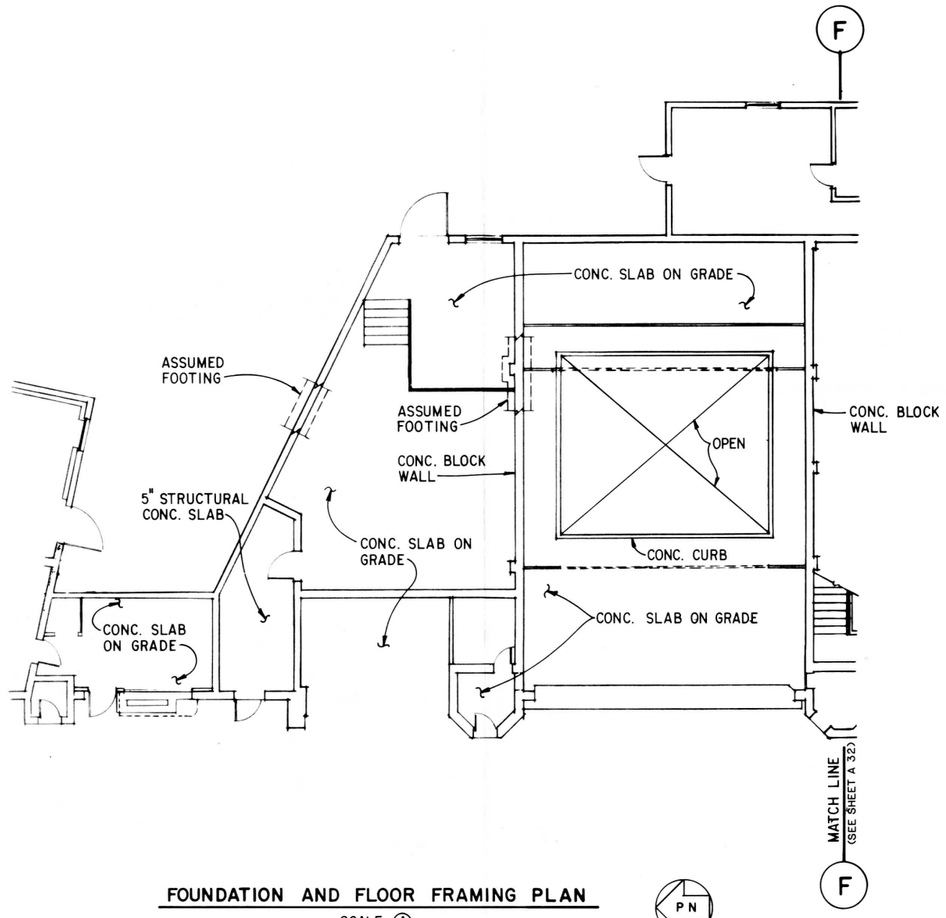

FOUNDATION AND FLOOR FRAMING PLAN

SCALE (A)

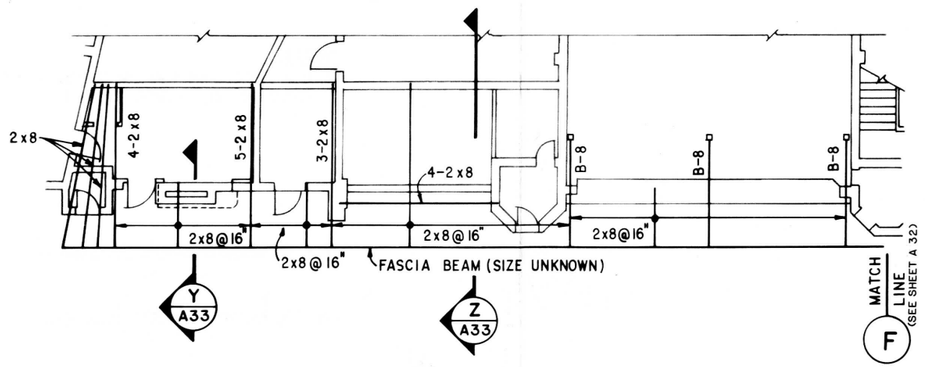

CANOPY FRAMING

SCALE (A)

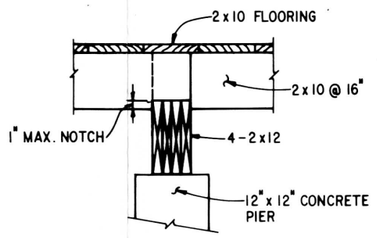

SECTION A A32 A30

SCALE (B)

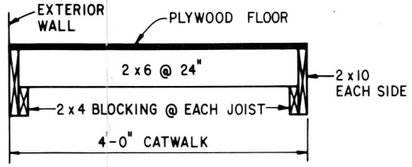

CATWALK FRAMING SECTION B A32 A30

SCALE (B)

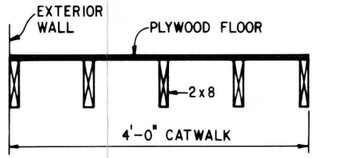

CATWALK FRAMING SECTION D A32 A30

SCALE (B)

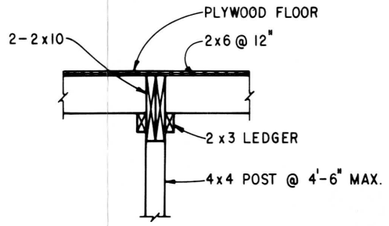

SECTION F A32 A30

SCALE (B)

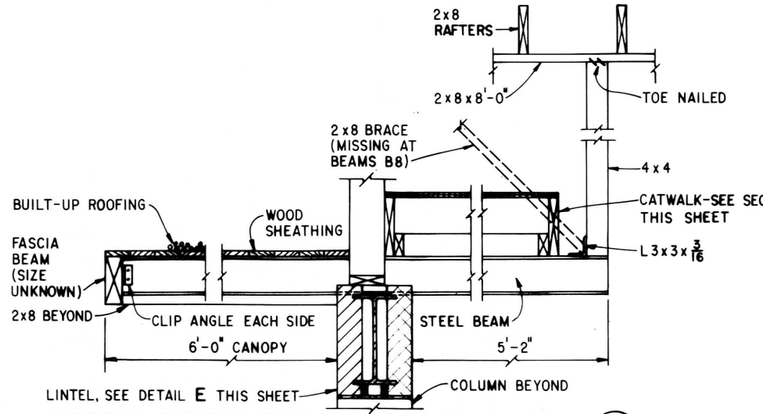

CANOPY & CATWALK FRAMING AT SUPPORT – SECTION C A32 A30

SCALE (B)

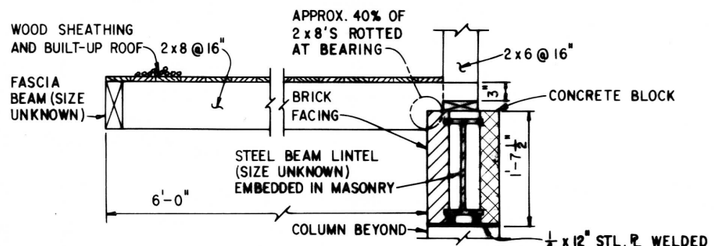

CANOPY FRAMING SECTION E A32 A30

SCALE (B)

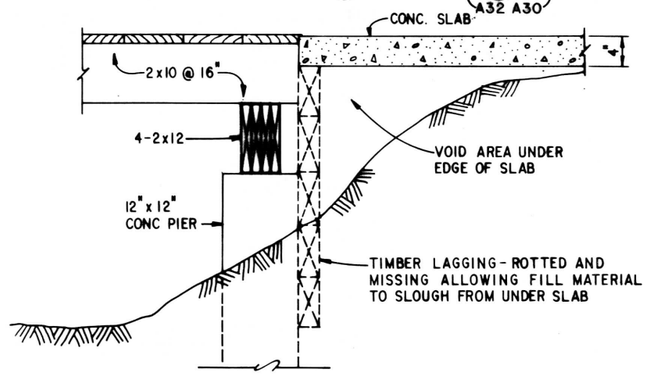

SECTION G A32 A30

SCALE (B)

NOTE

1. FOR STEEL AND WOOD MEMBER SCHEDULE, SEE SHEET A33.

SCALE (A) 8 0 8 16 SCALE OF FEET

SCALE (B) 1 0 1 2 SCALE OF FEET

DESIGNED: OHMSTEDE DRAWN: J.B. Soderberg TECH. REVIEW: M. PAUL DATE: 12/86	SUB SHEET NO. A 30	TITLE OF SHEET GLEN ECHO PARK ADMINISTRATION/ARCADE COMPLEX EXISTING CONDITIONS STRUCTURAL PLANS (ARCADE)	DRAWING NO. 851 25,000 PKG. NO. 183 SHEET 86 OF 98

☆ U.S. GOVERNMENT PRINTING OFFICE - 1985 - 577-135

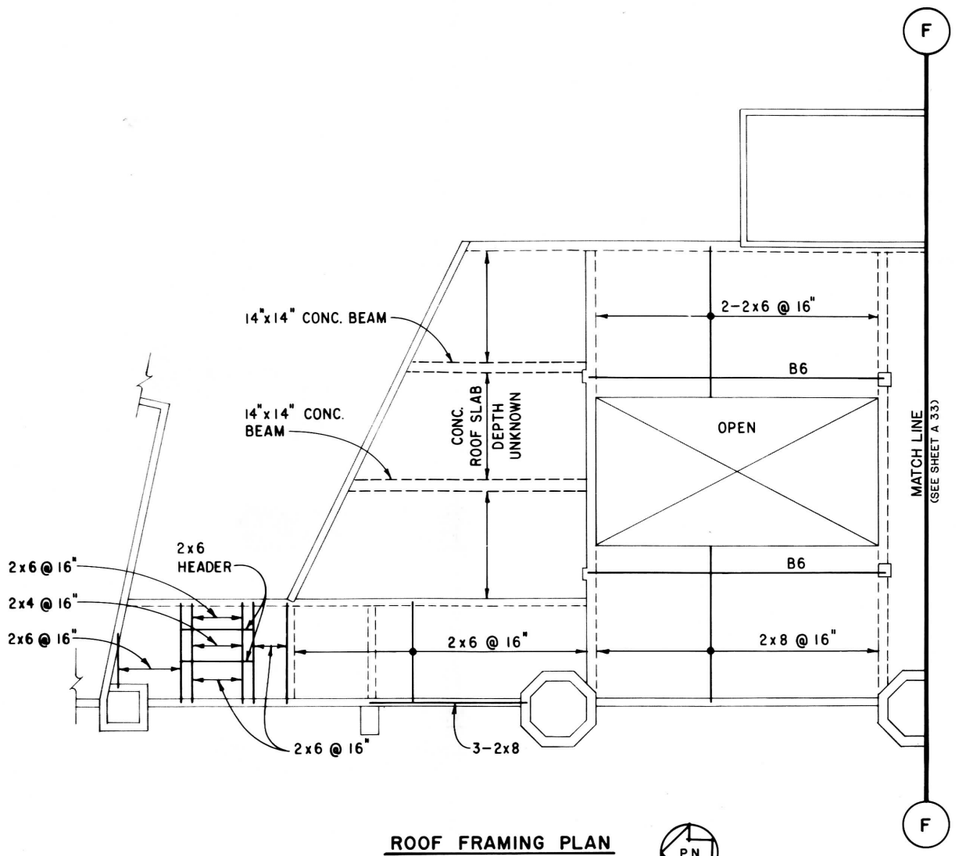

ROOF FRAMING PLAN

NOTE

1. FOR STEEL AND WOOD MEMBER SCHEDULE, SEE SHEET A33.

8 0 8 16
SCALE OF FEET

DESIGNED: OHMSTEDE DRAWN: TECH. REVIEW: M. PAUL DATE: 12/86	SUB SHEET NO. A 31	TITLE OF SHEET GLEN ECHO PARK ADMINISTRATION/ARCADE COMPLEX EXISTING CONDITIONS STRUCTURAL PLANS (ARCADE)	DRAWING NO. 851 25,000 PKG. NO. 183 SHEET 87 OF 98

☆ U.S. GOVERNMENT PRINTING OFFICE - 1985 - 577 - 449

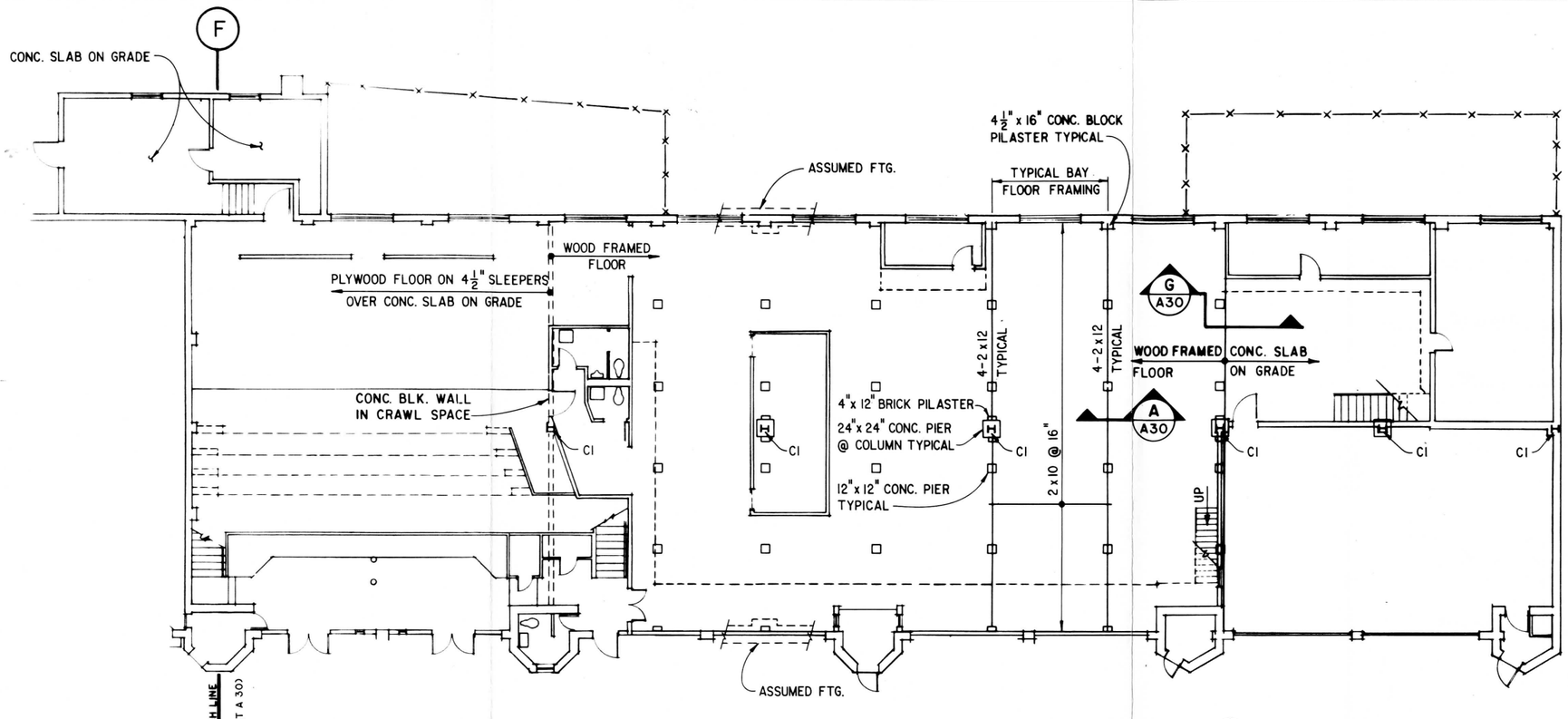

FOUNDATION AND FLOOR FRAMING PLAN

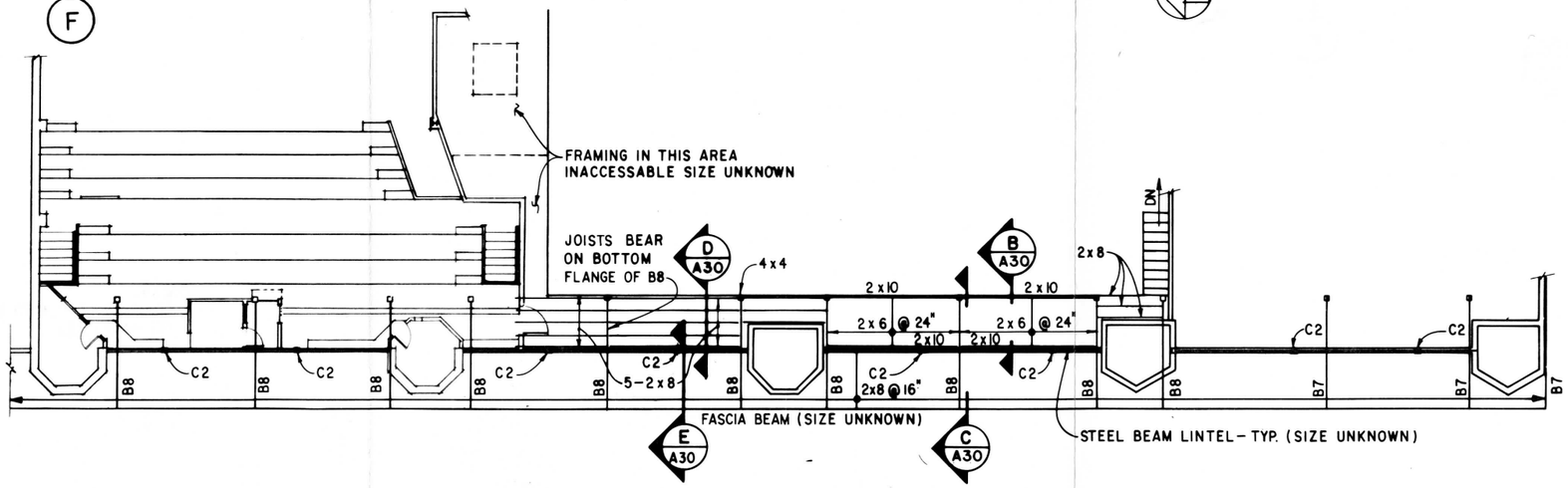

CANOPY AND UPPER LEVEL FLOOR FRAMING PLAN

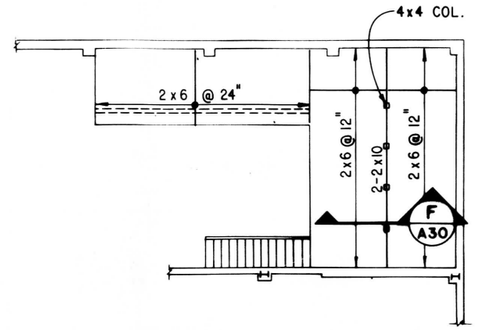

PARTIAL UPPER LEVEL FLOOR FRAMING PLAN

NOTE

1. FOR STEEL AND WOOD MEMBER SCHEDULE, SEE SHEET A33.

8 0 8 16
SCALE OF FEET

DESIGNED: OHMSTEDE DRAWN: JT TECH. REVIEW: S. Chapman M. PAUL DATE: 12/86	SUB SHEET NO. A 32	TITLE OF SHEET GLEN ECHO PARK ADMINISTRATION/ARCADE COMPLEX EXISTING CONDITIONS STRUCTURAL PLANS (ARCADE)	DRAWING NO. 851 25,000 PKG. NO. 183 SHEET 88 OF 98

☆ U.S. GOVERNMENT PRINTING OFFICE - 1986 - 577-135

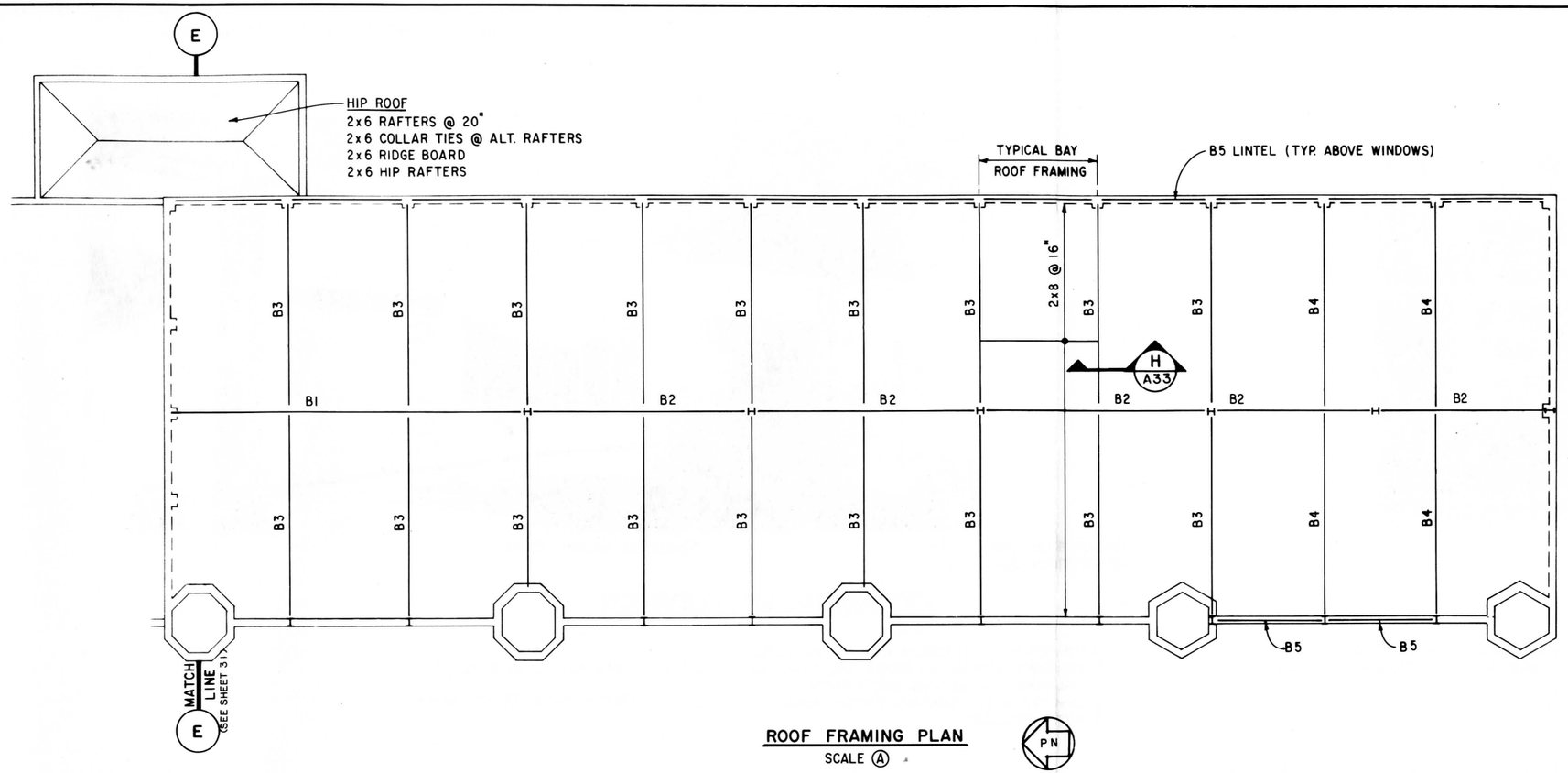

ROOF FRAMING PLAN
SCALE (A)

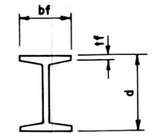

I-SECTION

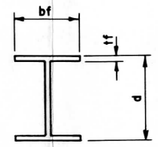

WF OR H-SECTION
(STEEL BEAM TYPE)

STEEL MEMBER SCHEDULE				
BEAM	d	bf	tf	TYPE
B1	27"	10"	$\frac{3}{4}$"	WF
B2	16"	7"	$\frac{1}{2}$"	WF
B3	14"	$6\frac{7}{8}$"	$\frac{3}{8}$"	WF
B4	14"	$6\frac{7}{8}$"	$\frac{1}{4}$"	WF
B5	6"	$3\frac{1}{4}$"	$\frac{1}{4}$"	I
B6	16"	8"	N.D.	WF
B7	6"	6"	$\frac{1}{4}$"	WF
B8	6"	$3\frac{1}{2}$"	$\frac{1}{4}$"	I
C1	$6\frac{1}{4}$"	6"	$\frac{3}{8}$"	H
C2	6"	6"	$\frac{1}{4}$"	H

N.D.-NOT DETERMINED

WOOD MEMBER SCHEDULE	
NOMINAL SIZE	ACTUAL SIZE
2x4	$1\frac{1}{2}$" x $3\frac{1}{2}$"
2x6	$1\frac{1}{2}$" x $5\frac{1}{2}$"
2x8	$1\frac{1}{2}$" x $7\frac{1}{2}$"
2x10 (FIRST FLOOR)	$1\frac{3}{4}$" x $9\frac{7}{8}$"
2x10 (UPPER LEVEL)	$1\frac{1}{2}$" x $9\frac{1}{2}$"
2x12	$1\frac{1}{2}$" x $11\frac{1}{4}$"
4x4	$3\frac{1}{2}$" x $3\frac{1}{2}$"

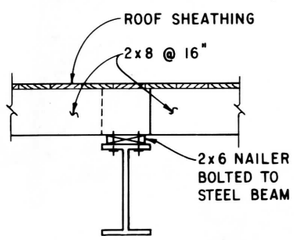

SECTION H/A33
SCALE (B)

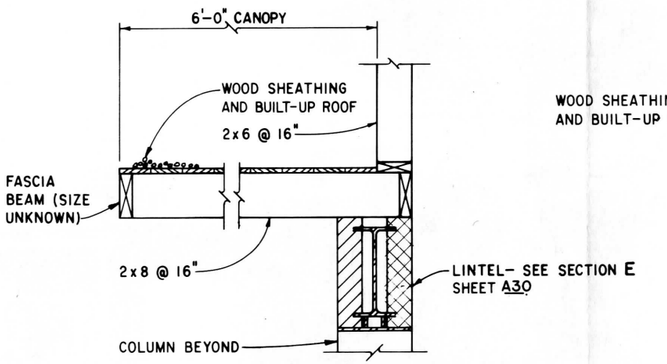

CANOPY FRAMING SECTION Y
SCALE (B)
A30 A33

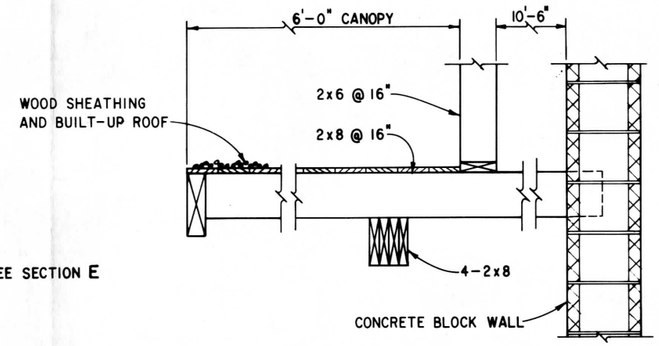

SECTION Z
SCALE (B)
A30 A33

SCALE (B) 1 0 1 2
SCALE OF FEET

SCALE (A) 8 0 8 16
SCALE OF FEET

DESIGNED: D. OHMSTEDE	SUB SHEET NO.	TITLE OF SHEET	DRAWING NO. 851 / 25,000
DRAWN:	A 33	GLEN ECHO PARK ADMINISTRATION/ARCADE COMPLEX	PKG. NO. 183
TECH. REVIEW: M. PAUL		EXISTING CONDITIONS STRUCTURAL PLANS (ARCADE)	SHEET 89 OF 98
DATE: 12/86			

☆U.S. GOVERNMENT PRINTING OFFICE - 1985 - 577-449



1 A34 EAST ELEVATION



2 A34 NORTHEAST ELEVATION



3 A34 NORTH ELEVATION

DESIGNED: SHUFELT DRAWN: SHUFELT TECH. REVIEW: FLEMING DATE: 12/86	SUB SHEET NO. A 34	TITLE OF SHEET GLEN ECHO PARK ADMINISTRATION/ARCADE COMPLEX PROPOSED REHABILITATION ELEVATIONS (ADMINISTRATION BLDG.)	DRAWING NO. 851 25,000 PKG. NO. 183 SHEET 90 OF 98



RESTORE NEON LIGHTS ON POP CORN SIGN

RECONSTRUCT CANOPY; REMOVE TEMPORARY SUPPORTS

REMOVE SLIDING GLASS DOOR, TOP HALF OF OPENING: TO BECOME PART OF ENLARGED WINDOW 8; BOTTOM HALF: REBUILD WALL & PATCH STUCCO

1 / A35 NORTHWEST ELEVATION



ENLARGE WINDOW TO ITS ORIGINAL SIZE. RESTORE SERVING WINDOW OR INSTALL METAL CASEMENT WINDOWS.

2 / A35 NORTHWEST ELEVATION



RECONSTRUCT CANOPY, REMOVE TEMPORARY SUPPORTS

INSPECT & CLEAN ALL ROOF DRAINS

RECONSTRUCT ROOF & CANOPY

RESTORE 2 ROWS OF NEON LIGHTS TO CANOPY

DOOR IS NOT ORIGINAL, IF REMOVED, ENLARGE WINDOW 110 TO ITS ORIGINAL SIZE

RESTORE SERVING WINDOWS OR INSTALL METAL CASEMENT WINDOWS

REPAIR DOUBLE GLASS DOOR

BRICK PLANTERS ARE NOT ORIGINAL & MAY BE REMOVED; ORIGINAL LOW STONE WALL CONCEALED BEHIND

DO NOT RESTORE SEMI-ENCLOSED SPACE, REPLACE WOOD PANELLING WITH STUCCO; IF WINDOWS ARE RESTORED, USE METAL CASEMENT WINDOWS SIMILAR TO WINDOW 210

LOW BRICK WALLS ARE NOT ORIGINAL & MAY BE REMOVED; AT ONE TIME THERE WERE RAILINGS IN THIS LOCATION

3 / A35 WEST ELEVATION

DESIGNED: SHUFELT	SUB SHEET NO.	TITLE OF SHEET	DRAWING NO.
DRAWN: SHUFELT	A 35	GLEN ECHO PARK ADMINISTRATION/ARCADE COMPLEX	851 25,000
TECH. REVIEW: FLEMING		PROPOSED REHABILITATION ELEVATIONS (ADMINISTRATION BLDG.)	PKG. NO. 183 / SHEET 91
DATE: 12/86			OF 98

K&E 19 1283 11-80 MC1747



1 / A36 WEST ELEVATION



2 / A36 NORTH & WEST ELEVATIONS

3 / A36 WEST ELEVATION



4 / A36 WEST ELEVATION

DESIGNED: SHUFELT DRAWN: SHUFELT TECH. REVIEW: FLEMING DATE: 12/86	SUB SHEET NO. A 36	TITLE OF SHEET GLEN ECHO PARK ADMINISTRATION/ARCADE COMPLEX PROPOSED REHABILITATION ELEVATIONS (ADMINISTRATION BLDG.)	DRAWING NO. 851 25,000 PKG. NO. 183 SHEET 92 OF 98



1 / A37 NORTH ELEVATION

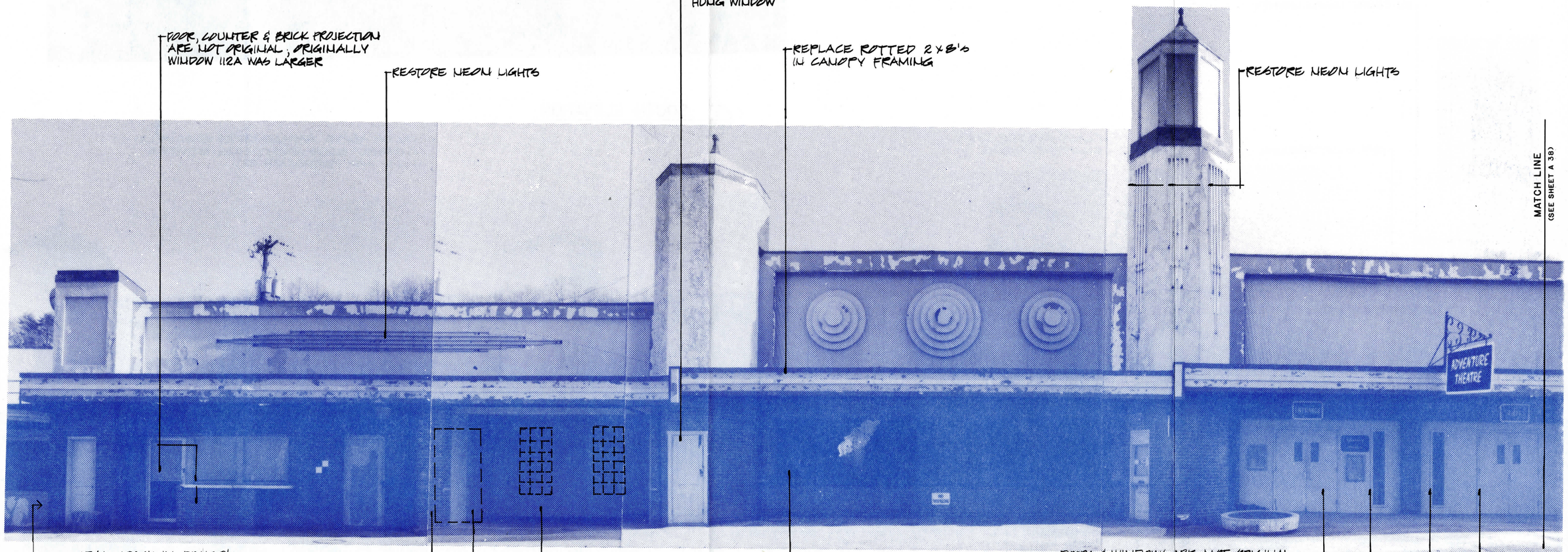

2 / A37 WEST ELEVATION

DESIGNED: SHUFELT DRAWN: SHUFELT TECH. REVIEW: FLEMING DATE: 12/86	SUB SHEET NO. A 37	TITLE OF SHEET GLEN ECHO PARK ADMINISTRATION/ARCADE COMPLEX PROPOSED REHABILITATION ELEVATIONS (ARCADE)	DRAWING NO. 851 25,000 PKG. NO. 183 SHEET 93 OF 98

K&E 10 1283 11-80 MC1747•



1 / A38 SOUTH ELEVATION



2 / A38 WEST ELEVATION

DESIGNED: SHUFELT DRAWN: SHUFELT TECH. REVIEW: FLEMING DATE: 12/86	SUB SHEET NO. A 38	TITLE OF SHEET GLEN ECHO PARK ADMINISTRATION/ARCADE COMPLEX PROPOSED REHABILITATION ELEVATIONS (ARCADE)	DRAWING NO. 851 25,000 PKG. NO. 183 SHEET 94 OF 98

K&E 19 1193 11-81 MC 3061®

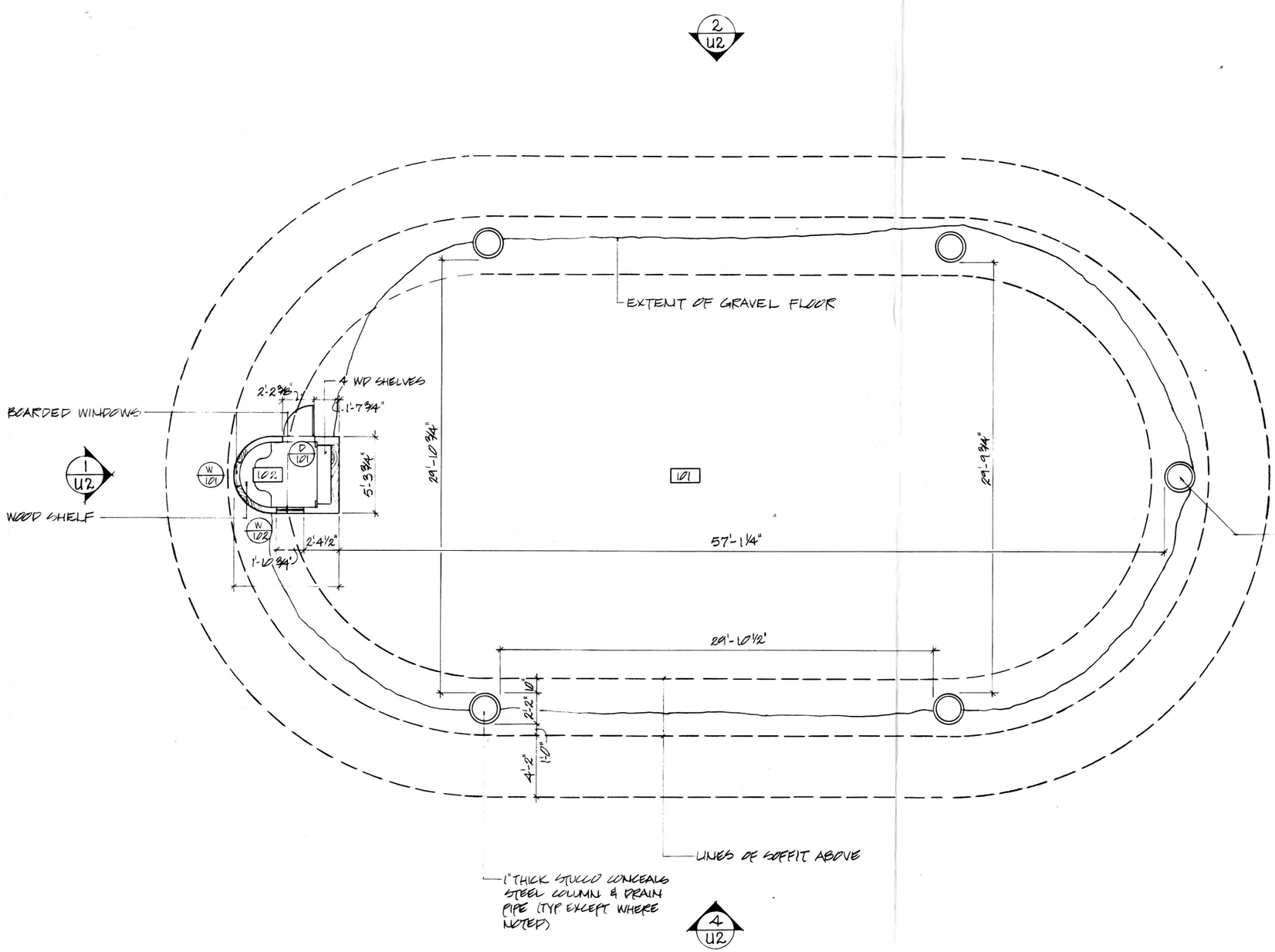

NOTES:

TICKET BOOTH (RM 102) WALLS (INTERIOR & EXTERIOR) ARE COVERED WITH PAINTED FIBERBOARD; FLOOR IS CONCRETE; CEILING HEIGHT IS 7'-4½"

CEILING HEIGHT OF ROOM 101 IS 11'-2½" (TO BOTTOM OF STEEL BEAM).

FLOOR PLAN

1/4" = 1'-0"

P N

1/4"=1'-0" 0 1 2 4 6 8 10 FEET 0 1 2 3 METERS

DESIGNED:	SUB SHEET NO.	TITLE OF SHEET	DRAWING NO.
DRAWN: LONG	U1	GLEN ECHO PARK CUDDLE UP	851 25, 000
TECH. REVIEW: FLEMING		EXISTING CONDITIONS FLOOR PLANS	PKG. NO. 183 / SHEET 95
DATE: 12/86			OF 98



1 / U2 NORTH ELEVATION



2 / U2 EAST ELEVATION



3 / U2 SOUTH ELEVATION



4 / U2 WEST ELEVATION

DESIGNED:	SUB SHEET NO.	TITLE OF SHEET	DRAWING NO.
DRAWN: SHUFELT	U2	GLEN ECHO PARK CUDDLE UP EXISTING CONDITIONS FLOOR PLANS	851 25,000
TECH. REVIEW: FLEMING			PKG. NO. 183 / SHEET 96
DATE: 12/86			OF 98

55372
OZALID

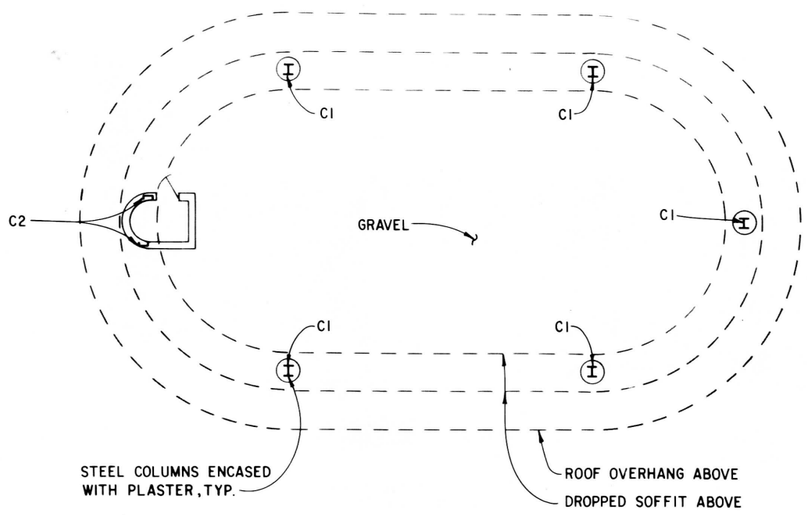

FLOOR PLAN
SCALE Ⓐ

PN

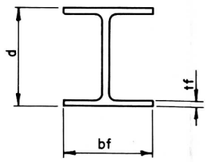

STEEL MEMBER SCHEDULE				
SYMBOL	d	bf	tf	DESIGNATION
C1	6"	6"	1/4"	6 WF 15.5
C2	8"	2 1/2"	–	8 C 18.75
B1	18"	7 1/2"	1/2"	18 WF 47
B2	21"	8 1/2"	1/2"	21 WF 59
B3	12"	6 1/2"	5/8"	12 WF 25

NOTE
DESIGNATION DETERMINED BY FIELD MEASUREMENT OF SECTION & DATE OF CONSTRUCTION (1947).

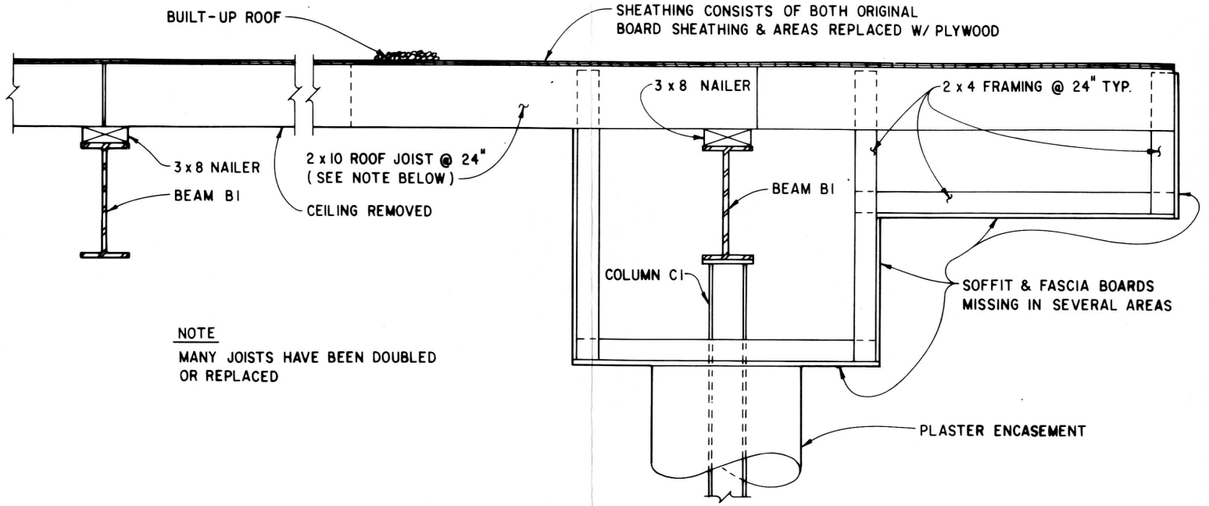

NOTE
MANY JOISTS HAVE BEEN DOUBLED OR REPLACED

ROOF SECTION Ⓐ U3
SCALE Ⓑ

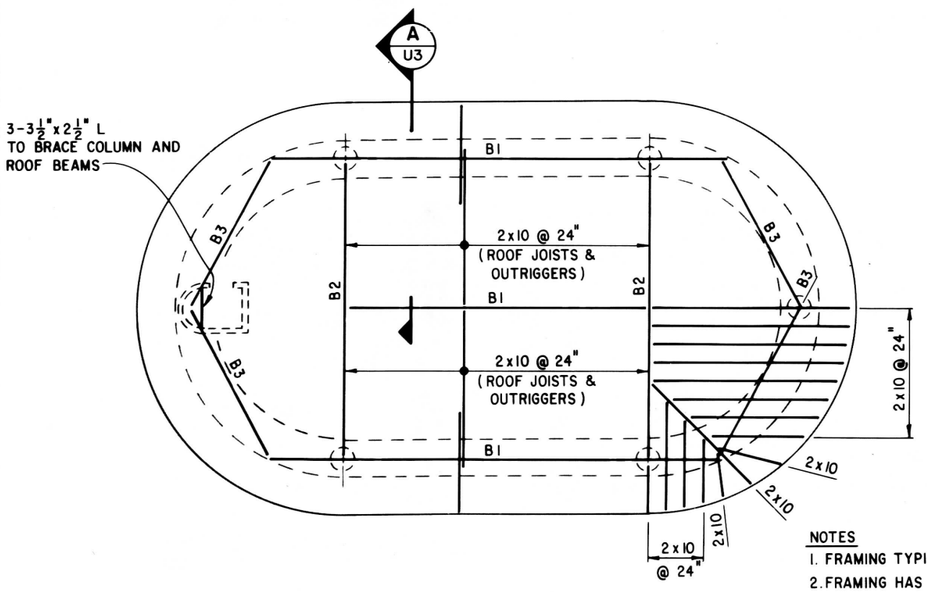

NOTES
1. FRAMING TYPICAL AT CORNERS
2. FRAMING HAS NOTICEABLE DEFLECTION AT ALL FOUR CORNERS.

ROOF FRAMING PLAN
SCALE Ⓐ

PN

SCALE Ⓐ 8 0 8 16 SCALE OF FEET
SCALE Ⓑ 1 0 1 2 SCALE OF FEET

DESIGNED: WONG DRAWN: S. Chi... TECH. REVIEW: M. PAUL DATE: 12/86	SUB SHEET NO. U3	TITLE OF SHEET GLEN ECHO PARK CUDDLE UP EXISTING CONDITIONS STRUCTURAL PLANS	DRAWING NO. 851 25,000 PKG. NO. 183 SHEET 97 OF 98

☆ U.S. GOVERNMENT PRINTING OFFICE - 1985 -



RESTORE NEON OUTLINE OF CUDDLE UP SIGN

RESTORE 4 ROWS OF NEON LIGHTS ON FASCIA

RESTORE TICKET BOOTH WINDOW (OR IF NOT COMPATIBLE WITH PROPOSED USE, RETAIN AS BOARDED OPENING)

1/U4 NORTH ELEVATION



REPAIR FASCIA & SOFFIT TO MATCH EXISTING

REPLACE ROOF WITH NEW TAR & GRAVEL ROOF WHICH DRAINS PROPERLY

REPAIR TICKETBOOTH DOOR

PATCH EXISTING STUCCO COLUMNS

REPLACE GRAVEL FLOOR WITH SMOOTH SURFACE

2/U4 EAST ELEVATION



SANDBLAST & PAINT STEEL BEAMS

3/U4 SOUTH ELEVATION



RESTORE TICKET BOOTH WINDOW (OR IF NOT COMPATIBLE WITH PROPOSED USE, RETAIN AS BOARDED OPENING)

COVER CEILING WITH SMOOTH-SURFACED MATERIAL OR WIRE MESH TO KEEP BIRDS OUT

4/U4 WEST ELEVATION

DESIGNED: SHUFELT DRAWN: SHUFELT TECH. REVIEW: FLEMING DATE: 12/86	SUB SHEET NO. U4	TITLE OF SHEET GLEN ECHO PARK CUDDLE UP PROPOSED REHABILITATION ELEVATIONS	DRAWING NO. 851 25,000 PKG. NO. 183 SHEET 98 OF 98

As the nation's principal conservation agency, the Department of the Interior has basic responsibilities to protect and conserve our land and water, energy and minerals, fish and wildlife, parks and recreation areas, and to ensure the wise use of all these resources. The Department has also major responsibility for American Indian reservation communities and for people who live in island territories under U.S. administration.

Editorial services were provided by the staff of the Denver Service Center. Publication services were provided by the graphics staff of Eastern Team,Falls Church Branch, Denver Service Center. MARCH 1987

Publication no. D-9