National Park Service
U.S. Department of the Interior

Natural Resource Stewardship and Science

# Katmai National Park & Preserve Visitor Study

*Summer 2014*



**ON THE COVER**
Katmai brown bear and seagulls at Brooks Falls
Photograph courtesy of Roy Woods

# Katmai National Park & Preserve Visitor Study

*Summer 2014*

SESRC Technical Report 15-023

Matthew Strawn and Yen Le

Social and Economic Sciences Research Center
Washington State University
Wilson-Short Hall #133
Pullman, WA  99164-4014

Data in this report were collected and analyzed using methods based on established, peer-reviewed protocols and were analyzed and interpreted within the guidelines of the protocols.

Views, statements, findings, conclusions, recommendations, and data in this report do not necessarily reflect views and policies of the National Park Service, U.S. Department of the Interior. Mention of trade names or commercial products does not constitute endorsement or recommendation for use by the U.S. Government.

This report and other reports by the Social and Economic Sciences Research Center (SESRC) are available from the SESRC website (http://psu.sesrc.wsu.edu/reports/) or by contacting the SESRC office at 1.509.335.1511.

Please cite this publication as:

Strawn, M. and Y. Le. 2015. Katmai National Park & Preserve Visitor Study: Summer 2014. Social and Economic Sciences Research Center, Washington State University, Pullman, WA.

# Contents

**Page**

Executive Summary ..... v
Acknowledgements ..... vii
About the Authors ..... vii
Introduction ..... 1
Organization of the Report ..... 1
Presentation of the Results ..... 2
Methods ..... 3
Survey Design and Procedures ..... 3
Sample size and sampling plan ..... 3
Questionnaire design ..... 3
Survey procedure ..... 4
Data analysis ..... 5
Limitations ..... 6
Special conditions ..... 6
Checking non-response bias ..... 7
Results ..... 8
Group and Visitor Characteristics ..... 8
Visitor group size ..... 8
Visitor group type ..... 8
Visitors with organized groups ..... 9
United States visitors by state of residence ..... 11
Visitors from Alaska by county of residence ..... 13
International visitors by country of residence ..... 14
Number of visits to park in past 12 months ..... 15
Number of visits to park in lifetime ..... 15
Visitor age ..... 16
Respondent gender ..... 17
Respondent level of education ..... 17
Respondent household income ..... 18
Respondent household size ..... 18
Awareness of park management ..... 19
Awareness of rules and regulations ..... 19
Trip/Visit Characteristics and Preferences ..... 20
Information sources prior to visit ..... 20
Information sources for future visit ..... 24
Park as destination ..... 25
Primary reason for visiting the park ..... 25
Places stayed on night prior to visit ..... 26
Places stayed on night after visit ..... 28
Transportation ..... 30
Overnight stays ..... 31
Accommodations used inside the park ..... 32
Accommodations used outside the park ..... 33

Accommodations used in Alaska ... 34
Length of stay in the park ... 35
Primary reason for visiting the area shown on the map ... 36
Sites visited in the park ... 37
Activities on this visit ... 38
Topics learned on this visit ... 40
Conflicts experienced with other visitors ... 41
Visitor experience at Brooks Camp ... 42
Visitor experience in backcountry of Katmai NP&PRES ... 46
Ratings of Services, Facilities, Attributes, Resources, and Elements ... 50
Visitor services and facilities used ... 50
Importance ratings of visitor services and facilities ... 51
Quality ratings of visitor services and facilities ... 53
Mean scores of importance and quality ratings of visitor services and facilities ... 55
Importance of protecting park resources/attributes ... 56
Quality of experience with resource/attribute ... 58
Interaction with park rangers ... 61
Crowding in the park ... 62
Expenditures ... 70
Total expenditures inside and outside the park ... 70
Number of adults covered by expenditures ... 71
Number of children covered by expenditures ... 71
Expenditures inside the park ... 72
Expenditures in the outside area on the map ... 79
Expenditures in Alaska outside the map ... 86
Preferences for Future Visits ... 93
Preferred topics to learn on future visit ... 93
Overall Quality ... 94
Visitor Comment Summaries ... 95
What visitors liked most ... 95
What visitors liked least ... 97
Planning for the future ... 99
Additional comments ... 101
Visitor Comments ... 103
Appendix 1: The Questionnaire ... 137
Appendix 2: Decision Rules for Checking Non-response Bias ... 155
References ... 156

# Executive Summary

This visitor study report profiles a systematic random sample of Katmai National Park & Preserve (NP) visitors during June 14 - September 30, 2014. A total of 789 questionnaires were distributed to visitor groups. Of those, 488 questionnaires were returned, resulting in a 61.8% response rate.

| | |
|---|---|
| **Group size and type** | Fifty-four percent of visitor groups consisted of two people and 23% were in groups of three or four. Fifty-eight percent of visitor groups consisted of family groups. |
| **State or country of residence** | United States visitors were from 45 states and comprised 76% of total visitation during the survey period, with 19% from Alaska and 12% were from California. International visitors were from 29 countries and comprised 24% of total visitation during the survey period with 19% from Australia and 18% from Switzerland. |
| **Frequency of visits** | Ninety-three percent of visitor groups visited the park once in the past 12 months. For 74% this was their first visit in their lifetime, while 15% had visited two or three times. |
| **Age, ethnicity, race, educational level, and income level** | Fifty-six percent of visitors were ages 51-70 years, 6% were 71 years or older, 5% were ages 15 years or younger, and 5% were 15 years or younger. Fifty-one percent of visitors were male. Forty-nine percent of respondents had completed a graduate degree and 32% had a bachelor's degree. Forty-five percent of respondents reported an income level of $75,000-$199,999. |
| **Awareness of park prior to visit** | Eighty-one percent of visitor groups were aware they would be visiting Katmai NP&PRES, an area managed by the National Park Service. Fifty percent were familiar with Katmai NP&PRES's rules and regulations. |
| **Information sources** | Most visitor groups (86%) obtained information about the park prior to their visit most often through friends/relatives/word of mouth (41%), Katmai NP& PRES's website (39%), and bear watching/fishing guide companies/ outfitters (37%). Most visitor groups (91%) received the information they needed. Sixty-five percent of visitor groups prefer to use the Katmai NP&PRES website to obtain information for a future visit. |
| **Park as destination** | During the on-site interview 67% of visitor groups said the park was one of several destinations and for 33% the park was their primary destination. |
| **Primary reason for visiting park** | Seventy-nine percent of visitor groups visited the park for bear watching and 14% visited for fishing. |
| **Transportation** | Seventy-two percent of visitor groups used a commercial flight to travel to Alaska. Fifty-seven percent of visitor groups used a commercial airplane to arrive at Katmai NP&PRES, while 25% used a lodge flyout. |
| **Length of visit** | Of the visitor groups that spent less than 24 hours in the park. The average length of stay was 6.2 hours. Of the visitor groups that spent 24 hours or more, the average length of stay was 4.9 days. The average length of stay for all visitor groups was 52.8 hours, or 2.2 days. |

## **Executive Summary** (continued)

| | |
|---|---|
| **Overnight stays** | Sixty-nine percent of visitor groups stayed overnight away from home in Katmai NP&PRES or in the surrounding area, or in Alaska outside the map area. Of those visitors who spent the night inside the park, 51% stayed in a lodge, motel, cabin, rented condo/home, or B&B, of which 23% spent two nights. Of those visitors who spent the night outside the park (area on map), 70% stayed in a lodge, motel, cabin, rented condo/home, or B&B, of which 44% spent five or more nights. Of those visitors who spent the night in Alaska outside the map area, 74% stayed in a lodge, motel, cabin, rented condo/home, or B&B, of which 51% spent five or more nights. |
| **Sites visited** | The most common sites visited in the park were Brooks Camp (62%), Valley of Ten Thousand Smokes (15%), and Hallo Bay (13%). |
| **Activities on this visit** | The most common activities (excluding Brooks Camp) were bear watching (72%), photography (66%), and attending bear orientation and safety talk (33%). Eighty-one percent of visitor groups visitedBrooks Camp. The most common activities in which visitor groups participated in at Brooks Camp were attending bear orientation and safety talk (92%), bear watching (87%), and photography (71%) |
| **Topics learned this visit** | The most common topics learned about on this visit were brown bears (99%) and salmon or other fish (63%). |
| **Visitor services and facilities** | The visitor services and facilities most often used by visitor groups were the restrooms (75%), orientation video program (65%), visitor center (overall) (55%), and park brochure/map (55%) |
| **Protecting park attributes, resources, and experiences** | Ninety-three percent of visitors did not use/experience hunting. The highest combined proportions of “extremely important” and “very important” ratings of protecting park attributes, resources, and experiences included clean water (98%), bear watching (96%), native wildlife (95%), wilderness (94%), and scenic views (93%). |
| **Observation of park rangers** | Eighty-three percent of visitor groups observed the presence of park rangers (other than the visitor center, ranger-led tours, or bear safety briefing). Of those, 87% felt the availability of park rangers was “about the right amount.” |
| **Expenditures** | The average visitor group expenditure (inside and outside the park and in Alaska) was $7619. The median group expenditure (50% of groups spent more and 50% of groups spent less) was $5200. The average total expenditure per person (per capita) was $3720. |
| **Interpretive programs on a future visit** | Eighty-nine percent of visitor groups were interested in attending interpretive programs on a future visit. Of those visitor groups interested in learning about the park, the most common topics included volcanism/geology (68%), other natural history (63%), and brown bears (61%). |
| **Overall quality** | Most visitor groups (93%) rated the overall quality of facilities, services, and recreational opportunities at Katmai NP&PRES as “very good” or “good.” No visitor groups rated the overall quality as “very poor” or “poor.” |

For more information about the Visitor Services Project, please contact the Social and Economic Sciences Research Center at Washington State University at (208) 885-2585 or the following

## Acknowledgements

We thank Cynthia Jette for compiling the report, the Data Collection Unit at the SESRC for data entry and mailing assistance, and the staff and volunteers of Katmai NP&PRES for assisting with the survey, and Matthew Strawn for data processing.

## About the Authors

Matthew Strawn is a Study Director for the SESRC at Washington State University. Yen Le, Ph.D., is Director of the SESRC at Washington State University.

# Introduction

This report describes the results of a visitor study at Katmai National Park and Preserve (NP&PRES) in King Salmon, Alaska, conducted June 14-September 30, 2014 by the Social and Economic Sciences Research Center (SESRC) at Washington State University.

As described in the National Park Service website for Katmai NP&PRES, "Katmai National Monument was established in 1918 to protect the volcanically devastated region surrounding Mount Katmai and the Valley of Ten Thousand Smokes. Today, Katmai National Park and Preserve remains an active volcanic landscape, but it also protects 9,000 years of human history as well as important habitat for salmon and the thousands of brown bears that feed on them." (www.nps.gov/katm, retrieved April 2015)

## Organization of the Report

This report is organized into three sections.

Section 1: **Methods**
This section discusses the procedures, limitations, and special conditions that may affect the study results.

Section 2: **Results**
This section provides a summary for each question in the questionnaire and includes visitor comments to open-ended questions. The presentation of the results of this study does not follow the order of questions in the questionnaire.

Section 3: **Appendices**
Appendix 1. *The Questionnaire*. A copy of the questionnaire distributed to visitor groups.

Appendix 2. *Additional Analysis.* A list of sample questions for cross-references and cross comparisons. Comparisons can be analyzed within a park or between parks. Results of additional analyses are not included in this report.

Appendix 3. *Decision rules for Checking Non-response Bias.* An explanation of how the non-response bias was determined.

# Presentation of the Results

Results are represented in the form of graphs (see Example 1), scatter plots, pie charts, tables, and text.

**Key**

1. The figure title describes the graph's information.

2. Listed above the graph, the "N" shows the number of individuals or visitor groups responding to the question. If "N" is less than 30, "**CAUTION!**" is shown on the graph to indicate the results may be unreliable.

* appears when the total percentages do not equal 100 due to rounding.

** appears when total percentages do not equal 100 because visitors could select more than one answer choice.

3. Vertical information describes the response categories.

4. Horizontal information shows the number or proportion of responses in each category.

5. In most graphs, percentages provide additional information.

**Example 1**

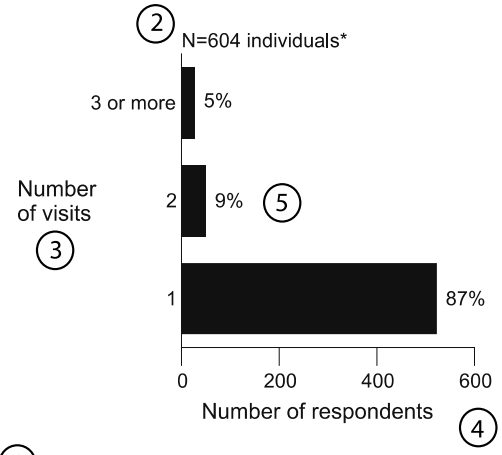


1 **Figure 14.** Number of visits to the park in past 12 months

# Methods

## Survey Design and Procedures

### *Sample size and sampling plan*

All SESRC questionnaires follow design principles outlined in Don A. Dillman's book *Mail and Internet Surveys: The Tailored Design Method* (2007). Using this method, the sample size was calculated based on the park visitation statistics of previous years.

Brief interviews were conducted with a systematic, random sample of visitor groups that arrived at five sites between June 14 and September 17, 2014. Visitors were surveyed between the hours of 7 a.m. and 8 p.m. Table 1 shows the five locations, number of questionnaires distributed at each location, and the response rate for each location. During this survey, 955 visitor groups were contacted and 886 of these groups (93%) accepted questionnaires. Questionnaires were completed and returned by 488 respondents, resulting in a 55.1% response rate for this study.

Table 1. Questionnaire distribution

| | **Distributed*** | | **Returned** | | **Returned** |
|---|---|---|---|---|---|
| **Sampling site** | N | % | N | % by site | % of total |
| Brooks Camp | 512 | 57.8% | 296 | 57.8% | 60.7% |
| Geographic Harbor | 97 | 10.9% | 44 | 45.4% | 9.1% |
| Hallo Bay | 118 | 13.3% | 62 | 52.5% | 12.8% |
| Moraine Creek/Crosswind Lake | 68 | 7.7% | 30 | 44.1% | 6.2% |
| Naknek River/King Salmon | 34 | 3.8% | 14 | 41.2% | 2.9% |
| American Creek | 26 | 2.9% | 19 | 73.1% | 3.9% |
| Kukak Bay | 7 | 0.8% | 5 | 71.4% | 1.0% |
| Swikshak Bay | 20 | 2.3% | 16 | 80.0% | 3.3% |
| Kamishak River | 4 | 0.5% | 2 | 50.0% | 0.4% |
| Total | 886 | | 488 | | |

* total percentages do not equal 100 due to rounding

### *Questionnaire design*

The Katmai NP&PRES questionnaire was developed through conference calls between the park and SESRC staff to design and prioritize questions. Some of the questions were comparable with SESRC studies conducted at other parks while others were customized for Katmai NP&PRES. Many questions ask respondents to choose answers from a list of responses, often with an open-ended option, while others are completely open-ended.

No pilot study was conducted to test the Katmai NP&PRES questionnaire. However, all questions followed Office Management and Budget (OMB) guidelines and/or were used in previous surveys; thus, the clarity and consistency of the survey instrument have been tested and supported.

## *Survey procedure*

Visitor groups were greeted, briefly introduced to the purpose of the study, and asked to participate. If visitors agreed, they were asked which member (at least 16 years old) had the next birthday. The individual with the next birthday was selected to complete the questionnaire for the group. An interview, lasting approximately two minutes, was conducted with that person to determine group size, group type, the age of the member completing the questionnaire, and how this visit to the park fit into their group's travel plans. These individuals were asked their names, addresses, and telephone numbers or email addresses in order to mail them a reminder/thank-you postcard and follow-ups. Participants were asked to complete the survey after their visit, and return it using the Business Reply Mail envelope provided.

Within a month after each survey round, a reminder/thank-you postcard was mailed to all participants who provided a valid mailing address (see Table 2). Across all 5 survey rounds, a total of 648 postcards were mailed out. Replacement questionnaires were mailed to participants who had not returned their questionnaires two weeks after the postcard was sent following each survey round. One month after the replacement mailing for the last round of surveys, a second replacement questionnaire was mailed to participants who had not returned their questionnaires.

Table 2. Follow-up mailing distribution

| **Round 1** (June 11 – June 30) | **Date mailed** | **U.S.** | **International** | **Total** |
|---|---|---|---|---|
| Postcards | July 23, 2014 | 97 | 20 | 117 |
| 1st replacement | July 31, 2014 | 54 | 14 | 68 |

| **Round 2** (July 7 – July 30) | **Date mailed** | **U.S.** | **International** | **Total** |
|---|---|---|---|---|
| Postcards | July 31, 2014 | 314 | 77 | 391 |
| 1st replacement | August 14, 2014 | 207 | 51 | 258 |

| **Round 3** (July 19 – August 20) | **Date mailed** | **U.S.** | **International** | **Total** |
|---|---|---|---|---|
| Postcards | September 2, 2014 | 110 | 30 | 110 |
| 1st replacement | September 16, 2014 | 53 | 11 | 64 |

| **Round 4** (August 1 – September 6) | **Date mailed** | **U.S.** | **International** | **Total** |
|---|---|---|---|---|
| Postcards | September 27, 2014 | 11 | 4 | 15 |
| 1st replacement | October 6, 2014 | 5 | 1 | 6 |

| **Round 5** (September 8) | **Date mailed** | **U.S.** | **International** | **Total** |
|---|---|---|---|---|
| Postcards | October 8, 2014 | 10 | 5 | 15 |
| 1st replacement | October 22, 2014 | 7 | 2 | 9 |

| **Final Replacement** | **Date mailed** | **U.S.** | **International** | **Total** |
|---|---|---|---|---|
| 2nd replacement for all non-respondents | November 17, 2014 | 207 | 44 | 251 |

## *Data analysis*

All visitor responses were entered twice and double-key validation was performed on numeric and short text responses. Responses to open-ended questions were categorized and summarized prior to data analysis.

Numeric data were processed and statistics were calculated using Statistical Analysis Software® (SAS), IBM SPSS Statistics and R.

## *Limitations*

As with all surveys, this study has limitations that should be considered when interpreting the results.

1. This was a self-administered survey. Respondents completed the questionnaire after their visit, which may have resulted in poor recall. Thus, it is not possible to know whether visitor responses reflected actual behavior.

2. The data reflect visitor use patterns at the selected sites during the study period of June 14-September 30, 2013. The results present a 'snapshot in time' and do not necessarily apply to visitors during other times of the year.

3. Caution is advised when interpreting any data with a sample size of less than 30, as the results may be unreliable. When the sample size is less than 30, the word "**CAUTION!**" is included in the graph, figure, table, or text.

4. Occasionally, there may be inconsistencies in the results. Inconsistencies arise from missing data or incorrect answers (due to misunderstood directions, carelessness, or poor recall of information). Therefore, refer to both the percentage and N (number of individuals or visitor groups) when interpreting the results.

## *Special conditions*

The weather during the survey period varied from sunny and warm, mostly cloudy to overcast days, some drizzling rain, and frequent winds.

No special events occurred in the area that would have affected the type and amount of visitation to the park.

## *Checking non-response bias*

Five variables were used to check non-response bias: participant age, group size, group type, park as a destination, and participant's home and its proximity to the park. Respondents and non-respondents were found to be significantly different except for destination type and distance from home to the park (see Table 3 - Table 6). Respondents at younger age ranges (especially 50 and younger), visitors traveling with larger groups (especially groups of 4 or more), and visitors traveling with family and friends, may be underrepresented in the results. See Appendix 3 for more details of the non-response bias checking procedures.

Table 3. Comparison of respondents and non-respondents by average age and group size

| Variable | Respondents | Non-respondents | p-value (t-test) |
|---|---|---|---|
| Age (years) | 54.70 (N=443) | 48.35 (N=337) | 0.029 |
| Group size | 2.51 (N=451) | 2.90 (N=352) | <0.001 |

Table 4. Comparison of respondents and non-respondents by group type

| Group type | Respondents | Non-respondents | p-value (chi-square) |
|---|---|---|---|
| Alone | 59 (13%) | 57 (16%) | |
| Family | 273 (59%) | 186 (51%) | |
| Friends | 93 (20%) | 69 (19%) | |
| Family and friends | 38 (8%) | 52 (14%) | |
| | | | 0.014 |

Table 5. Comparison of respondents and non-respondents by destination type

| Destination | Respondents | Non-respondents | p-value (chi-square) |
|---|---|---|---|
| Park as the only destination | 134 (29%) | 101 (29%) | |
| Park as one of several destinations | 326 (71%) | 250 (71%) | |
| | | | 0.912 |

Table 6. Comparison of respondents and non-respondents by distance from home to park

| Origin | Respondents | Non-respondents | p-value (chi-square) |
|---|---|---|---|
| Visitors from Alaska | 54 (13%) | 47 (15%) | |
| Visitors from other states | 272 (63%) | 183 (58%) | |
| International visitors | 103 (24%) | 86 (27%) | |
| | | | 0.311 |

# Results

## Group and Visitor Characteristics

### *Visitor group size*

**Question 27b**

On this visit, how many people were in your personal group, including yourself?

Results

- 54% of visitor groups consisted of two people (see Figure 1).
- 23% were in groups of three or four.
- 14% were in groups of 5 or more.

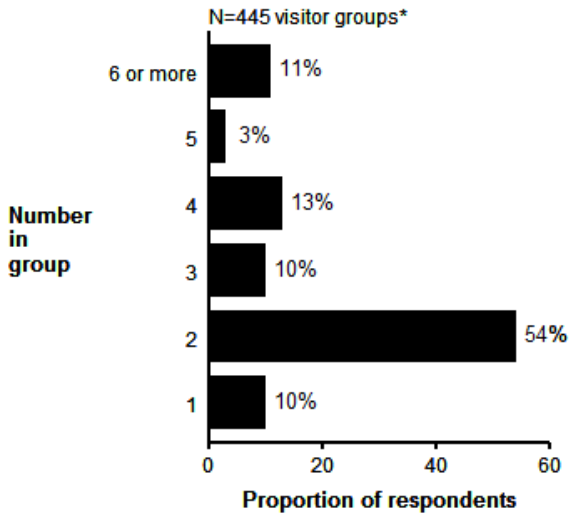


Figure 1. Visitor group size

### *Visitor group type*

**Question 27a**

On this visit, which type of personal group (not guided tour/school/other organized group) were you with?

Results

- 58% of visitor groups consisted of family groups (see Figure 2).
- 22% of visitor groups consisted of friends.
- No "Other" group types (<1%) were specified.

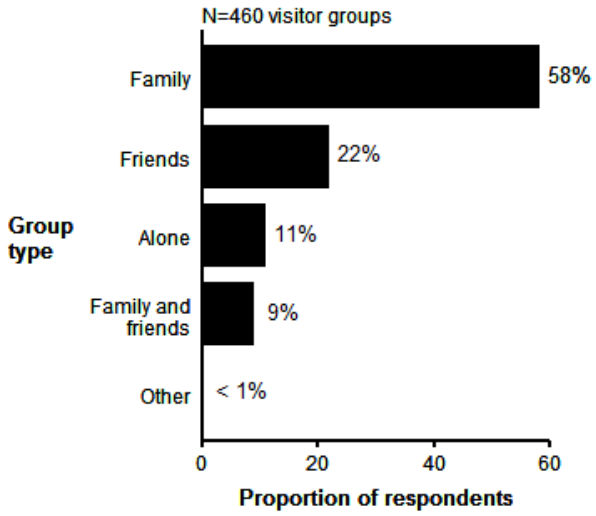


Figure 2. Visitor group type

*total percentages do not equal 100 due to rounding

**total percentages do not equal 100 because visitors could select more than one answer

## *Visitors with organized groups*

**Question 26a**

On this visit, was your personal group with a commercial guided tour group?

Results

- 41% of visitor groups were with a commercial guided tour group (see Figure 3).

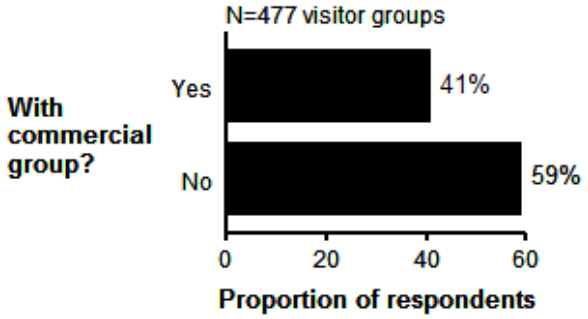


Figure 3. Visitors with a commercial guided group

**Question 26b**

On this visit, was your personal group with a school/educational group?

Results

- 1% of visitor groups were with a school/educational group (see Figure 4).

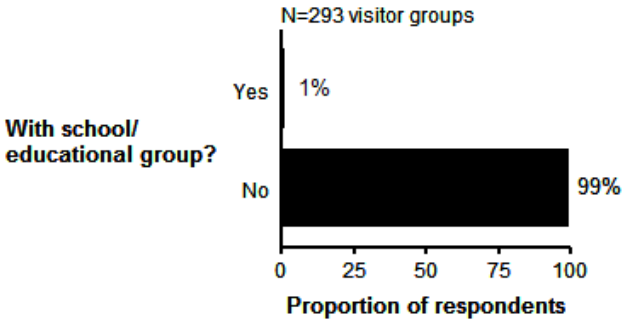


Figure 4. Visitors with a school/educational group

**Question 26c**

On this visit, was your personal group with an "other" organized group (scouts, work, church, etc.)?

Results

- 3% of visitor groups were with an "other" organized group (see Figure 5).

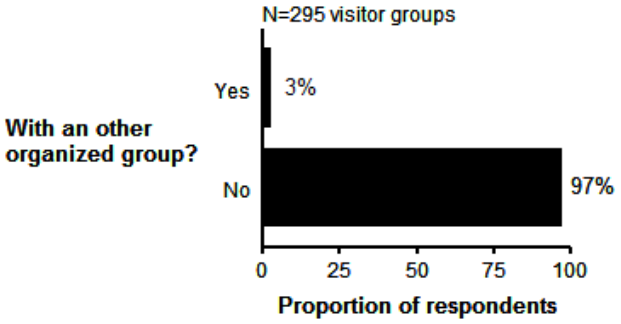


Figure 5. With an "other" organized group

*total percentages do not equal 100 due to rounding

**total percentages do not equal 100 because visitors could select more than one answer

**Question 26d**

If you were with one of these organized groups, how many people, including yourself, were in this group?

Results

- 55% of visitor groups had 6-10 people in their organized group. (see Figure 6).
- 19% had 16 or more people in their group.

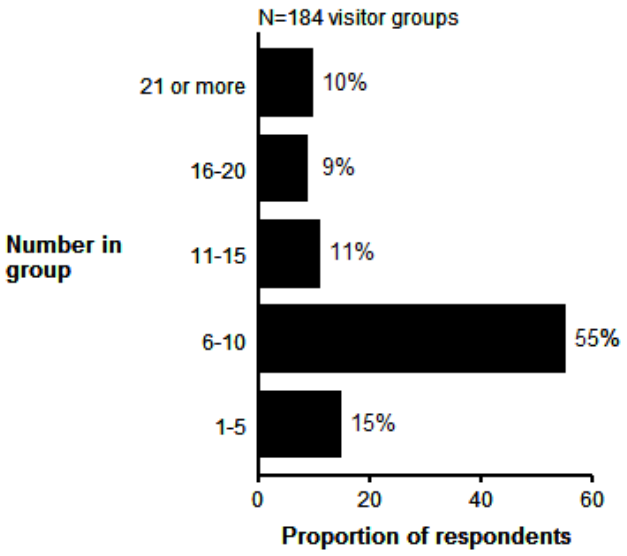


Figure 6. Organized group size

*total percentages do not equal 100 due to rounding

**total percentages do not equal 100 because visitors could select more than one answer

## *United States visitors by state of residence*

**Question 28c**

For your personal group on this visit, what is each member's state of residence?

Note: The questionnaire provide space for up to seven members from each visitor group to enter information.

Results

- U.S. visitors were from 45 states and comprised 76% of total visitation to the park during the survey period.

19% of U.S. visitors came from from Alaska (see Table 7 and

- Figure 7).
- 12% came from California and 8% were from Texas.
- Smaller proportions came from 42 other states.

Table 7. United States visitors by state of residence

| State | Number of visitors | Percent of U.S. visitors N=842 individuals* | Percent of total visitors N=1115 individuals |
|---|---|---|---|
| Alaska | 157 | 19 | 14 |
| California | 103 | 12 | 9 |
| Texas | 64 | 8 | 6 |
| Pennsylvania | 41 | 5 | 4 |
| Washington | 39 | 5 | 3 |
| Florida | 34 | 4 | 3 |
| Colorado | 33 | 4 | 3 |
| Michigan | 29 | 3 | 3 |
| New Jersey | 29 | 3 | 3 |
| Arizona | 28 | 3 | 3 |
| Ohio | 23 | 3 | 2 |
| New York | 21 | 2 | 2 |
| Illinois | 19 | 2 | 2 |
| Virginia | 18 | 2 | 2 |
| Minnesota | 15 | 2 | 1 |
| Louisiana | 14 | 2 | 1 |
| Oregon | 13 | 2 | 1 |
| 28 other states | 162 | 19 | 15 |

*total percentages do not equal 100 due to rounding

**total percentages do not equal 100 because visitors could select more than one answer

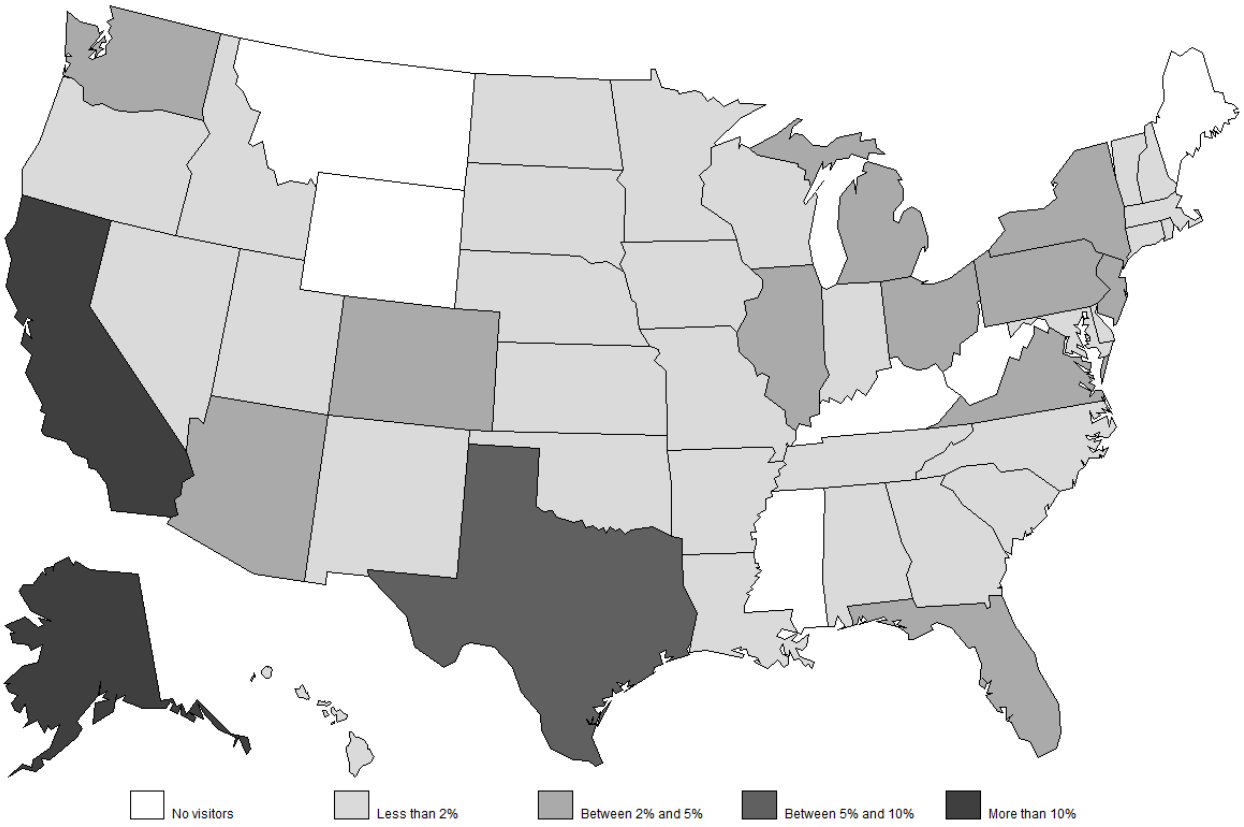


Figure 7. United States visitors by state of residence

*total percentages do not equal 100 due to rounding
**total percentages do not equal 100 because visitors could select more than one answer

## *Visitors from Alaska by county of residence*

Note: Response was limited to seven members from each visitor group.

Results

- Visitors from Alaska were from 13 counties and comprised 17% of the total U.S. visitation to the park during the survey period.
- 52% came from Anchorage, AK (see Table 8).
- 16% came from Kenai Peninsula, AK.
- Small proportions of visitors came from 11 other counties in Alaska.

Table 8. Visitors from Alaska by county of residence

| County, State | Number of visitors N=140 individuals | Percent* |
|---|---|---|
| Anchorage, AK | 73 | 52 |
| Kenai Peninsula, AK | 23 | 16 |
| Matanuska Susitna, AK | 12 | 9 |
| Fairbanks North Star, AK | 9 | 6 |
| Dillingham, AK | 7 | 5 |
| Bristol Bay, AK | 6 | 4 |
| Juneau, AK | 2 | 1 |
| North Slope, AK | 2 | 1 |
| Petersburg, AK | 2 | 1 |
| Bethel, AK | 1 | 1 |
| Denali, AK | 1 | 1 |
| Kodiak Island, AK | 1 | 1 |
| Wrangell, AK | 1 | 1 |

*total percentages do not equal 100 due to rounding

**total percentages do not equal 100 because visitors could select more than one answer

## *International visitors by country of residence*

**Question 28c**

For your personal group on this visit, what is each member's country of residence?

Note: Response was limited to seven members from each visitor group.

Results

- International visitors were from 29 countries and comprised 24% of total visitation to the park during the survey period.
- 19% of international visitors came from Australia (see Table 9).
- 18% came from Switzerland.
- 11% came from Germany.
- 10% came from United Kingdom.
- Smaller proportions of international visitors came from 25 other countries.

Table 9. International visitors by country of residence

| Country | Number of visitors | Percent of international visitors N=273 individuals* | Percent of total visitors N=1115 individuals |
|---|---|---|---|
| Australia | 52 | 19 | 5 |
| Switzerland | 49 | 18 | 4 |
| Germany | 31 | 11 | 3 |
| United Kingdom | 26 | 10 | 2 |
| Italy | 11 | 4 | 1 |
| France | 9 | 3 | 1 |
| New Zealand | 9 | 3 | 1 |
| Canada | 8 | 3 | 1 |
| Sweden | 8 | 3 | 1 |
| China | 7 | 3 | 1 |
| Thailand | 7 | 3 | 1 |
| The Netherlands | 7 | 3 | 1 |
| Denmark | 6 | 2 | 1 |
| Finland | 6 | 2 | 1 |
| Israel | 6 | 2 | 1 |
| Spain | 5 | 2 | <1 |
| 13 other countries | 26 | 10 | 2 |

*total percentages do not equal 100 due to rounding

**total percentages do not equal 100 because visitors could select more than one answer

## *Number of visits to park in past 12 months*

**Question 28d**

For your personal group on this visit, how many times has each member visited Katmai NP&PRES in the past 12 months (including this visit)?

Note: Response was limited to seven members from each visitor group.

Results

- 93% of visitors visited the park once in the past 12 months (see Figure 8).
- 5% visited two times.

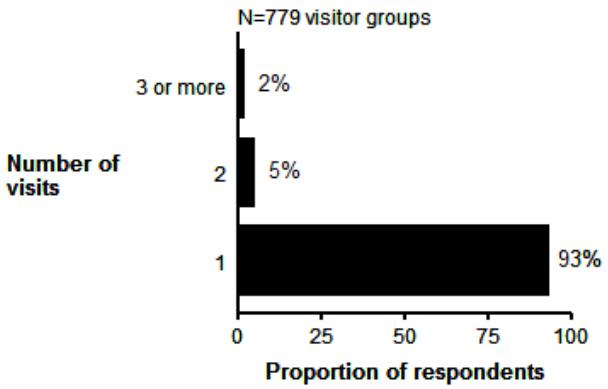


Figure 8. Number of visits to park in past 12 months

## *Number of visits to park in lifetime*

**Question 28e**

For your personal group on this visit, how many times has each member visited Katmai NP&PRES in their lifetime (including this visit)?

Note: Response was limited to seven members from each visitor group.

Results

- 74% of visitors were visiting the park for the first time in their lifetime (see Figure 9).
- 15% visited two or three times.

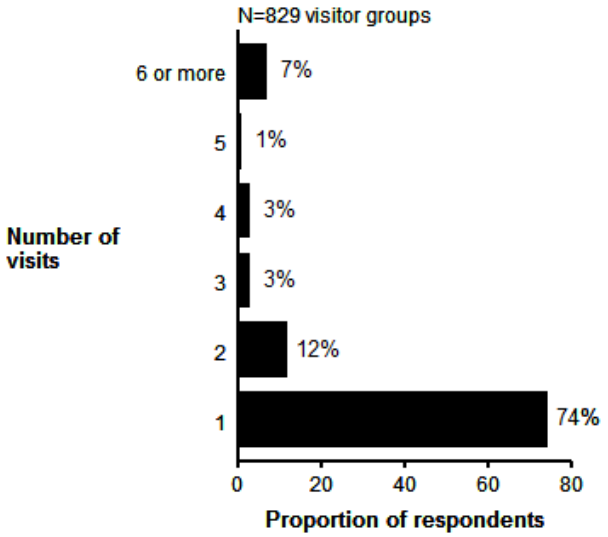


Figure 9. Number of visits to park in lifetime

*total percentages do not equal 100 due to rounding

**total percentages do not equal 100 because visitors could select more than one answer

## *Visitor age*

**Question 28b**

For your personal group on this visit, what is each member's current age?

Note: Response was limited to seven members from each visitor group.

Results

- Visitor ages ranged from 1 to 89 years.
- 56% of visitors were 51 to 70 years old (see Figure 10).
- 6% were 71 years or older.
- 5% were 15 years or younger.

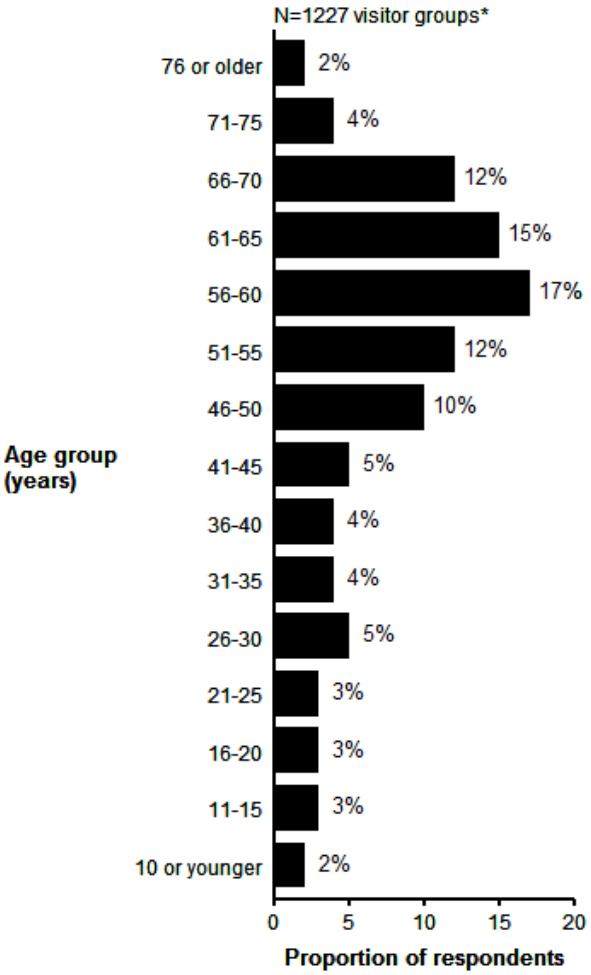


Figure 10. Visitor age

*total percentages do not equal 100 due to rounding

**total percentages do not equal 100 because visitors could select more than one answer

## *Respondent gender*

**Question 28a**

For you only, what is your gender?

Results

- 51% of respondents were male (see Figure 11).

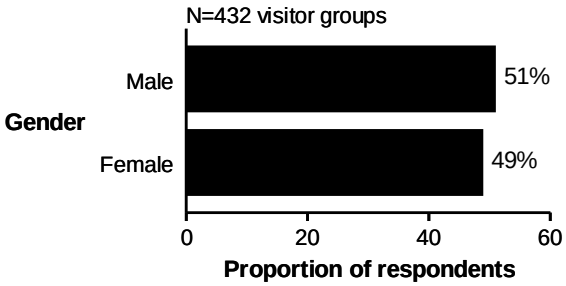


Figure 11. Respondent gender

## *Respondent level of education*

**Question 5**

For you only, what is the highest level of education you have completed?

Results

- 49% of respondents had a graduate degree (see Figure 12).
- 32% had a bachelor's degree.

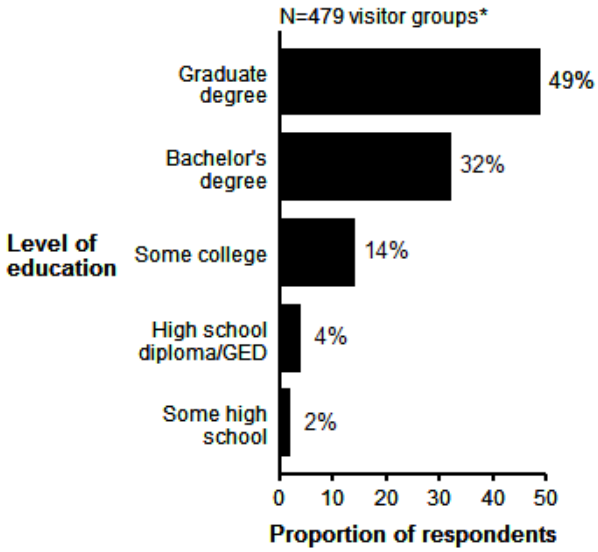


Figure 12. Respondent level of education

*total percentages do not equal 100 due to rounding

**total percentages do not equal 100 because visitors could select more than one answer

## *Respondent household income*

**Question 34a**

For you only, which category best represents your annual household income?

Results

- 45% of respondents reported a household income of $75,000-$199,999 (see Figure 13).
- 25% had an income of $200,000 or more.

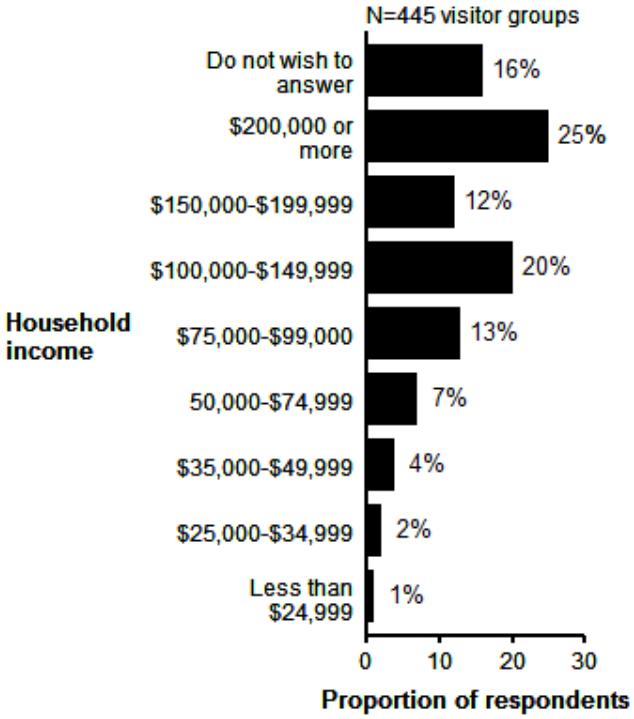


Figure 13. Respondent household income

## *Respondent household size*

**Question 34b**

How many people are in your household?

Results

- 62% of respondents had two people in their household (see Figure 14).
- 19% had three or four.

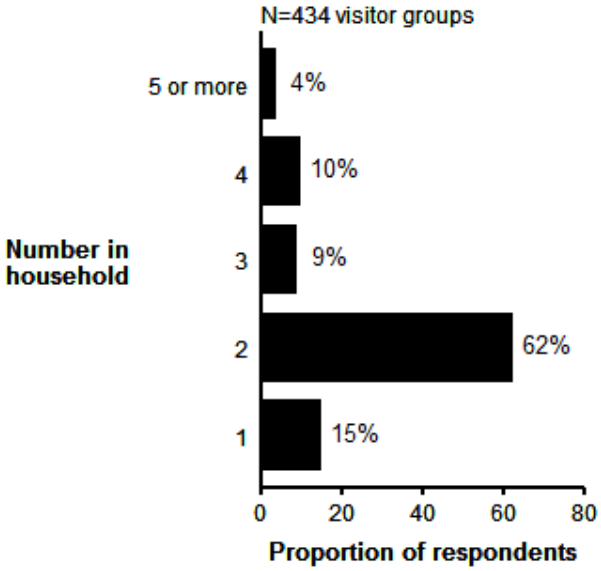


Figure 14. Number of people in respondent household

*total percentages do not equal 100 due to rounding

**total percentages do not equal 100 because visitors could select more than one answer

## *Awareness of park management*

**Question 2a**

Prior to this visit, was your group aware that you would be visiting Katmai NP&PRES, an area managed by the National Park Service?

Results

- 81% of visitor groups were aware that Katmai NP&PRES is a unit of the National Park Service (see Figure 15).

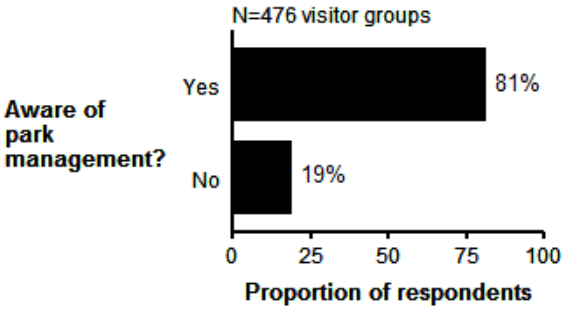


Figure 15. Visitor groups that were aware that Katmai NP&PRES is a unit of the National Park Service

## *Awareness of rules and regulations*

**Question 2b**

Prior to this visit, was your group familiar with Katmai NP&PRES's rules and regulations?

Results

- 50% of visitor groups were familiar with Katmai NP&PRES's rules and regulations (see Figure 16).

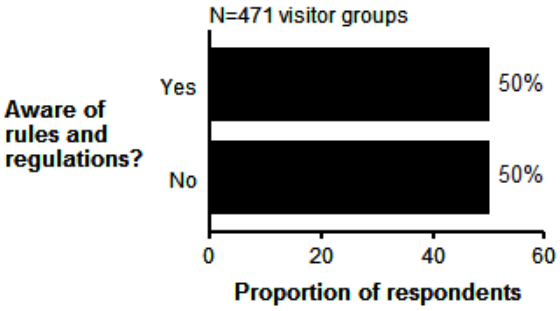


Figure 16. Visitor groups that were familiar with Katmai NP&PRES's rules and regulations

*total percentages do not equal 100 due to rounding

**total percentages do not equal 100 because visitors could select more than one answer

# Trip/Visit Characteristics and Preferences

## *Information sources prior to visit*

**Question 1a**

Prior to this visit, how did your group obtain information about Katmai NP&PRES?

Results

- 86% of visitor groups obtained information about Katmai NP&PRES prior to their visit (see Figure 17).
- As shown in Figure 18, among those visitor groups that obtained information about Katmai NP&PRES prior to their visit, the most used sources were:

  41% Friends/relatives/word of mouth
  39% Katmai NP&PRES website
  37% Bear watching/fishing guide companies/outfitters

- Other websites (10%) used to obtain information prior to visit are listed in Table 10.
- "Other" sources of information (8%) were:

  Alaska Coast Pilot
  Bed and Breakfast
  Book "Images of Nature"
  Chris Bray Photography
  Just driving around
  Lodge
  Randa in Haines
  Travel agent
  Travel Fair

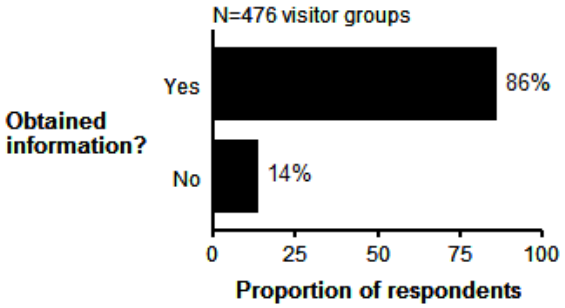


Figure 17. Visitor groups that obtained information prior to visit

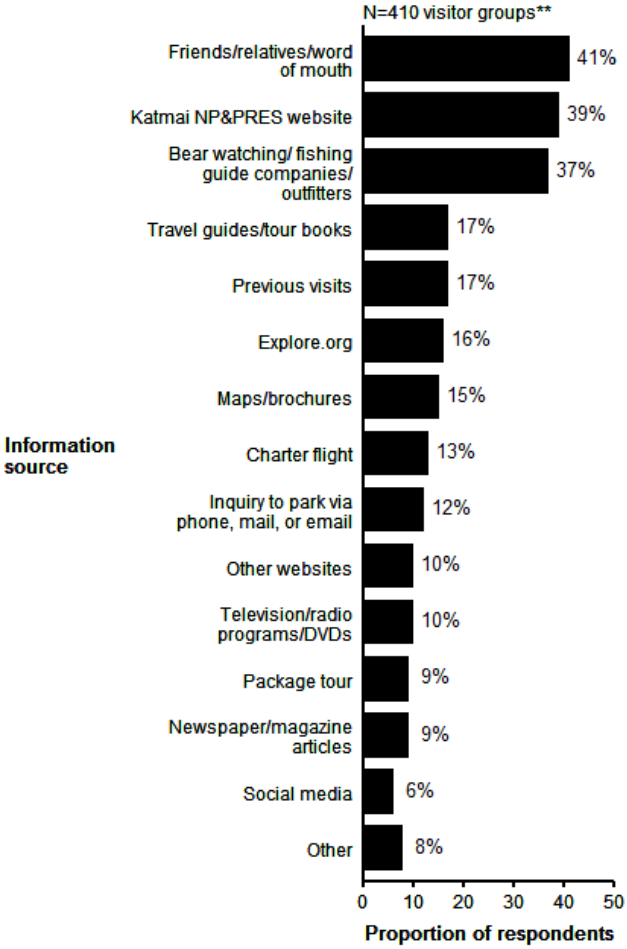


Figure 18. Sources of information used by visitor groups prior to visit

*total percentages do not equal 100 due to rounding
**total percentages do not equal 100 because visitors could select more than one answer

Table 10. Other website
(N=61; some visitor groups made more than one comment)

| Website | Number of times mentioned |
|---|---|
| TripAdvisor | 19 |
| Internet search | 9 |
| katmailand.com | 7 |
| alaska.org | 2 |
| Bear watching | 2 |
| nathab.com | 2 |
| regalair.com | 2 |
| Web chats with rangers | 2 |
| Alaska Dept. Fish and Game | 1 |
| Alaska tours | 1 |
| alaska.gov | 1 |
| andreev.org | 1 |
| baldmtnair.com | 1 |
| Brooks Camp | 1 |
| Brooks Lodge website | 1 |
| Fishing sites | 1 |
| goalaska.com | 1 |
| homerair.com | 1 |
| naknekrivercamp.com | 1 |
| Photographer's website | 1 |
| Smokey Bay Air | 1 |
| uglyhedgehog | 1 |
| yellowdog.com | 1 |
| Youtube | 1 |

*total percentages do not equal 100 due to rounding
**total percentages do not equal 100 because visitors could select more than one answer

**Question 1c**

From the sources you used prior to this visit, did your group receive the type of information about the park that you needed?

Results

- 91% of visitor groups received needed information prior to their visit (see Figure 19).

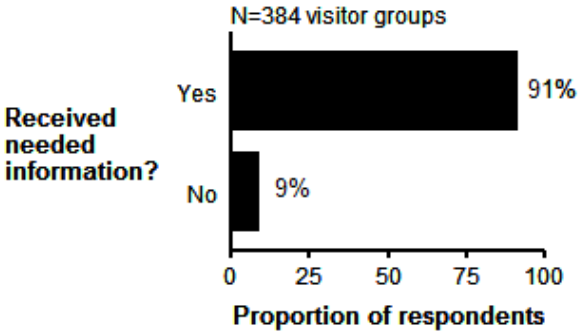


Figure 19. Visitor groups that received needed information prior to their visit

**Question 1d**

If NO, what type of park information did your group need that was not available? (Open-ended)

Results

- 36 visitor groups listed information they needed but was not available (see Table 11).

Table 11. Needed information that was not available
(N=37 comments; some visitor groups made more than one comment) – **CAUTION**

| Needed information | Number of times mentioned |
|---|---|
| Available activities/attractions/highlights | 5 |
| Information on packing/what to bring | 3 |
| More/specific park information at one source | 3 |
| Good detailed maps | 2 |
| Availability of backcountry camping in the park | 1 |
| Availability of bear spray | 1 |
| Availability of water on other side of bridge | 1 |
| Connecting schedules | 1 |
| Cruise boat Silverseas | 1 |
| Dates for when the bears are gone | 1 |
| Delays caused by fishermen near bridge | 1 |
| Determining transportation expenses without using a package tour | 1 |
| Directions from King Salmon into the park | 1 |
| Directions to/in the park in TV documentary | 1 |
| Documentation about bears in Katmai | 1 |
| Having to walk on trails with bears | 1 |

*total percentages do not equal 100 due to rounding
**total percentages do not equal 100 because visitors could select more than one answer

Table 12. Needed information that was not available (continued)

| Needed information | Number of times mentioned |
|---|---|
| Information about land designations | 1 |
| Information at travel office | 1 |
| Information on weather | 1 |
| Location of bear watching tour | 1 |
| Location to park private airplane | 1 |
| Mandatory ranger briefing | 1 |
| More information about reservation schedule | 1 |
| More photos of entire area (not just falls, riffles, lower river) | 1 |
| Quality of Portage Trail (Savonoski Loop) | 1 |
| Times for NPS talk | 1 |
| Transportation options | 1 |
| Where to sit in Geographic | 1 |

*total percentages do not equal 100 due to rounding
**total percentages do not equal 100 because visitors could select more than one answer

## *Information sources for future visit*

**Question 1b**

If you were to visit Katmai NP&PRES in the future, how would your group prefer to obtain information about the park?

Results

- As shown in Figure 20, visitor groups' most preferred sources of information for a future visit were:

  65% Katmai NP&PRES website
  30% Bear watching/fishing guide companies/outfitters
  29% Previous visits

- "Other" sources of information (4%) were:

  Alaska Coast pilot
  Concessions
  hunziker@hlf.ch
  National Park Service

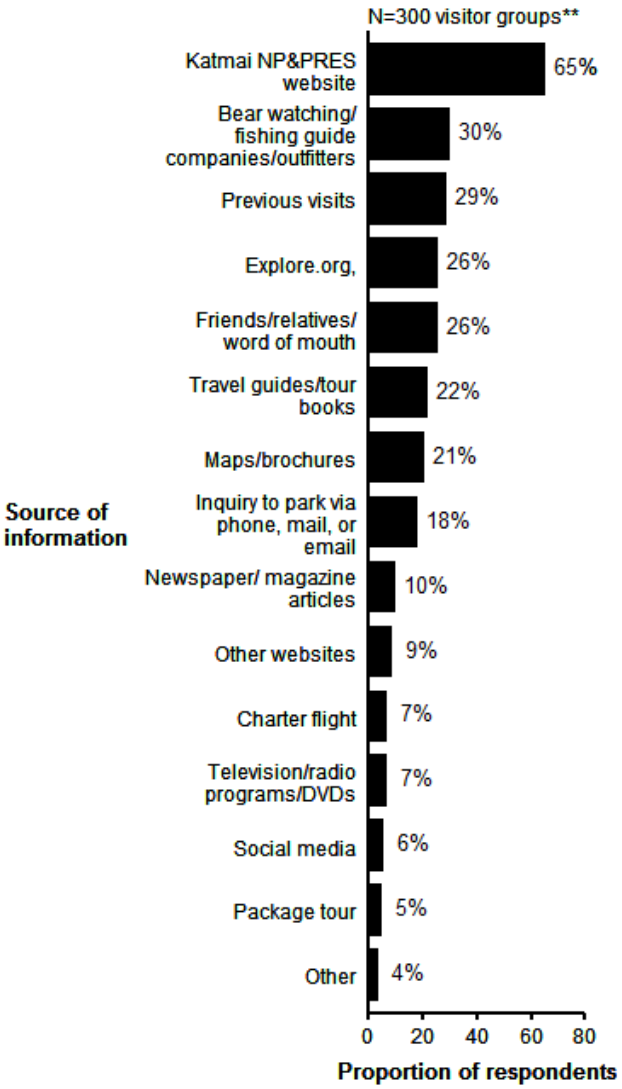


Figure 20. Sources of information to use for a future visit

*total percentages do not equal 100 due to rounding
**total percentages do not equal 100 because visitors could select more than one answer

## *Park as destination*

**Question from on-site interview**

A two-minute interview was conducted with each individual selected to complete the questionnaire. During the interview, the question was asked: "How did this visit to Katmai NP&PRES fit into your personal group's travel plans?"

Results

- 33% of visitor groups said Katmai NP&PRES was their only destination (see Figure 21).
- 67% said the park was one of several destinations.

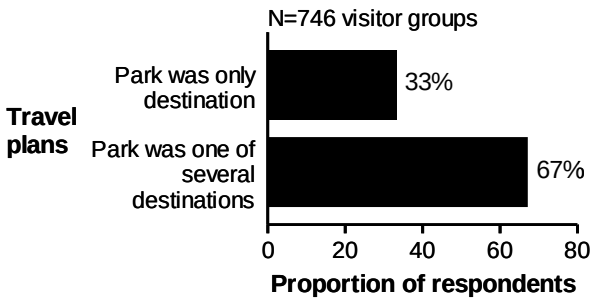


Figure 21. How visit to park fit into visitor groups' travel plans

## *Primary reason for visiting the park*

**Question 3**

On this trip, what was the primary reason that your group visited Katmai NP&PRES?

Results

- 79% of visitor groups listed bear watching as the primary reason for visiting the park (see Figure 22).
- 14% listed fishing as the primary reason.
- "Other" reasons (1%) were:

  50th wedding anniversary
  Get away from office
  Valley of 10,000 Smokes
  Wildlife viewing land/sea/air

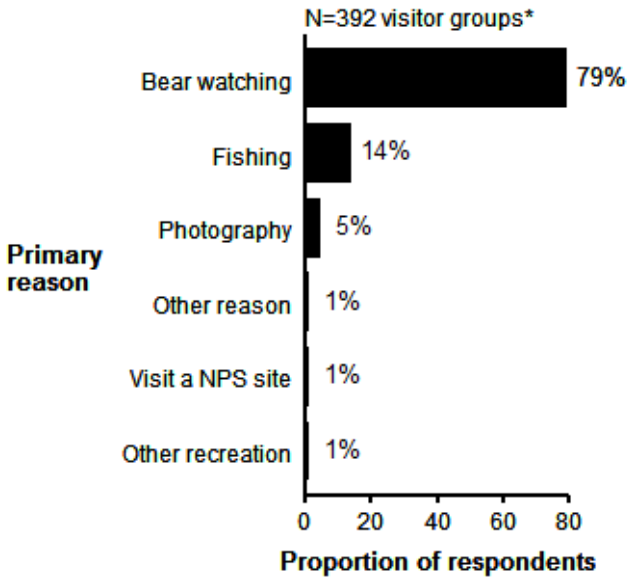


Figure 22. Primary reason for visiting the park

*total percentages do not equal 100 due to rounding
**total percentages do not equal 100 because visitors could select more than one answer

## *Places stayed on night prior to visit*

**Question 8A**

On this trip, where did your group stay on the night before visiting Katmai NP&PRES? (Open-ended)

Results

- 456 visitor groups listed where they stayed on the night before visiting Katmai NP&PRES (see Table 12).

Table 12. Places stayed on the night before visiting Katmai NP&PRES (N=456 places)

| Place | Number of times mentioned |
|---|---|
| Anchorage, AK | 193 |
| Homer, AK | 88 |
| King Salmon, AK | 37 |
| Kodiak, AK | 35 |
| Naknek, AK | 20 |
| AK | 9 |
| Port Alsworth, AK | 7 |
| Iliamna, AK | 7 |
| Eagle River, AK | 4 |
| Soldotna, AK | 4 |
| Anchor Point, AK | 3 |
| Denali NP&PRES, AK | 3 |
| Dillingham, AK | 3 |
| Igiugig, AK | 3 |
| Wasilla, AK | 3 |
| Girdwood, AK | 2 |
| Palmer, AK | 2 |
| Seward, AK | 2 |
| Nondalton, AK | 2 |
| Port Alsworth, AK | 2 |
| Royal Wolf Lodge, AK | 2 |
| Aleknagik, AK | 1 |
| Alyeska, AK | 1 |
| Anchor River, AK | 1 |
| Big Lake, AK | 1 |
| Chiswell Islands, AK | 1 |
| Chugiak, AK | 1 |
| Cooper Landing, AK | 1 |

*total percentages do not equal 100 due to rounding

**total percentages do not equal 100 because visitors could select more than one answer

Table 12. Places stayed on the night before visiting Katmai NP&PRES (continued)

| Place | Number of times mentioned |
|---|---|
| Cruise Ship | 1 |
| Dry Spruce Bay, AK | 1 |
| Easton, PA | 1 |
| Fairbanks, AK | 1 |
| Golden Horn, AK | 1 |
| Hallo Bay, AK | 1 |
| Kenai, AK | 1 |
| Kotzebue, AK | 1 |
| Lake Camp, AK | 1 |
| Los Angeles, CA | 1 |
| Sadie Cove, AK | 1 |
| Sandown, NH | 1 |
| Sandy Point | 1 |
| Seattle, WA | 1 |
| Seldovia, AK | 1 |
| Soldotna, AK | 1 |
| West Olive, MI | 1 |
| Woodinville, WA | 1 |

*total percentages do not equal 100 due to rounding
**total percentages do not equal 100 because visitors could select more than one answer

## *Places stayed on night after visit*

**Question 8b**

On this trip, where did your personal group stay on the night after visiting Katmai NP&PRES? (Open-ended)

Results

- 439 visitor groups listed the places they stayed on the night after visiting Katmai NP&PRES (see Table 13).

Table 13. Places stayed on the night after visiting Katmai NP&PRES (N=439 places)

| Place | Number of times mentioned |
|---|---|
| Anchorage, AK | 164 |
| Homer, AK | 75 |
| King Salmon, AK | 28 |
| Kodiak, AK | 22 |
| Naknek, AK | 20 |
| Seward, AK | 12 |
| AK | 9 |
| Port Alsworth, AK | 9 |
| Sodotna, AK | 9 |
| Iliamna, AK | 7 |
| Seattle, WA | 5 |
| Eagle River, AK | 4 |
| Kodiak | 4 |
| Anchor Point, AK | 3 |
| Dillingham, AK | 3 |
| Girdwood, AK | 3 |
| Igiugig, AK | 3 |
| Wasilla, AK | 3 |
| Big Ku Lodge, AK | 2 |
| Juneau, AK | 2 |
| Kenai, AK | 2 |
| Los Angeles, CA | 2 |
| Nondalton, AK | 2 |
| Palmer, AK | 2 |
| Royal Wolf Lodge, AK | 2 |
| Sadie Cove, AK | 2 |
| AL | 1 |
| Alaska Marine Highway, AK | 1 |

*total percentages do not equal 100 due to rounding

**total percentages do not equal 100 because visitors could select more than one answer

Table 13. Places stayed on the night after visiting Katmai NP&PRES (continued)

| Place | Number of times mentioned |
|---|---|
| Atlanta, GA | 1 |
| Big Lake, AK | 1 |
| Birmingham, AL | 1 |
| Birmingham, MI | 1 |
| Chicago, IL | 1 |
| Chugiak, AK | 1 |
| Cooper Landing, AK | 1 |
| Cruise Ship | 1 |
| Denver, CO | 1 |
| Easton, PA | 1 |
| Fairbanks, Alaska | 1 |
| Golden Horn, AK | 1 |
| Healy, AK | 1 |
| Hillsdale, NY | 1 |
| Houston, TX | 1 |
| IN | 1 |
| Kasilof, AK | 1 |
| Lake Camp, AK | 1 |
| Littleton, CO | 1 |
| Aleknagik, AK | 1 |
| Moose Pass, AK | 1 |
| NY | 1 |
| Ninilchik, AK | 1 |
| Nome, AK | 1 |
| On plane | 1 |
| PA | 1 |
| Same | 1 |
| San Carlos, CA | 1 |
| Sandown, NH | 1 |
| Seldovia, AK | 1 |
| Semidi Islands, AK | 1 |
| Shuyak, AK | 1 |
| Spokane, WA | 1 |
| TX | 1 |
| Talkeetna, AK | 1 |
| Tampa, FL | 1 |
| Valdez, AK | 1 |
| Vancouver, B.C. | 1 |

*total percentages do not equal 100 due to rounding
**total percentages do not equal 100 because visitors could select more than one answer

## *Transportation*

**Question 4a**

For you only, how did you get to Alaska on this trip?

Results

- 72% of visitor groups used a commercial flight to get to Alaska (see Figure 23).
- 13% were residents of Alaska.

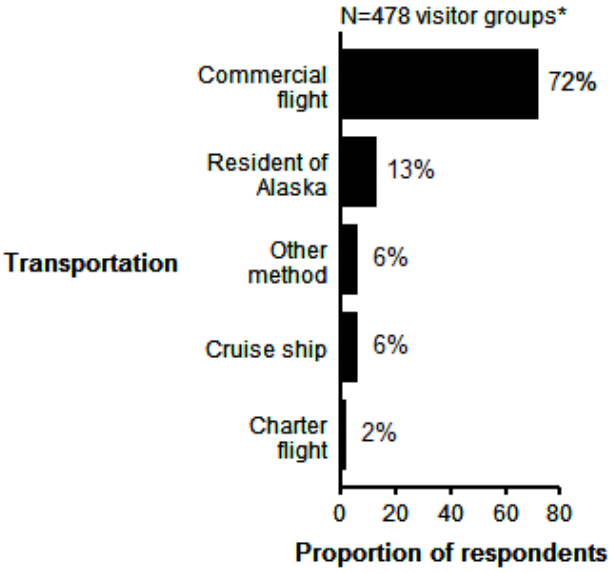


Figure 23. Method of transportation to Alaska

**Question 4b**

On this trip, what forms of transportation did your group use to arrive at Katmai NP&PRES?

Results

- 57% of visitor groups used a commercial airplane to arrive at Katmai NP&PRES (see Figure 24).
- 25% used a lodge flyout.

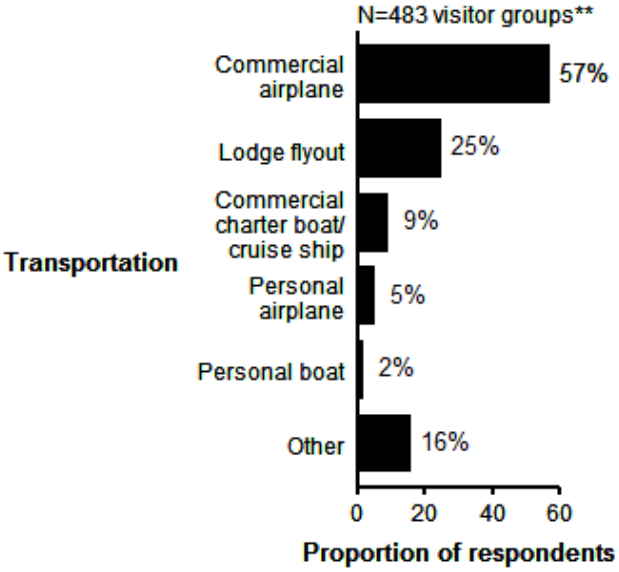


Figure 24. Method of transportation to Katmai NP&PRES

*total percentages do not equal 100 due to rounding

**total percentages do not equal 100 because visitors could select more than one answer

## *Overnight stays*

**Question 6a**

On this trip, did your group stay overnight, away from your home, in Katmai NP&PRES or in the surrounding area, or in Alaska outside the area shown on the map?

Results

- 69% of visitor groups stayed overnight away from home in Katmai NP&PRES or in the surrounding area, or in Alaska outside the map area (see Figure 25).

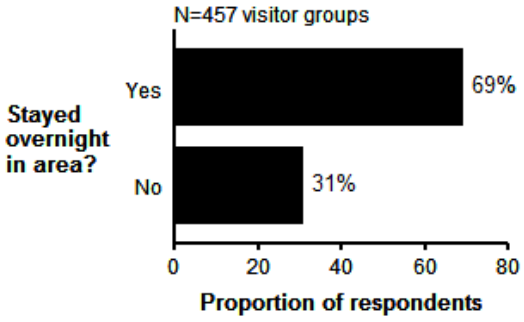


Figure 25. Visitor groups that stayed overnight in the area

*total percentages do not equal 100 due to rounding

**total percentages do not equal 100 because visitors could select more than one answer

## *Accommodations used inside the park*

**Question 6b**

In which types of accommodations did your group spend the nights inside the park?

Results

- As shown in Figure 26, among those visitor groups that stayed overnight inside the park, the most common types of accommodations used were:

  51% Lodge, motel, cabin, rented condo/home, B&B
  24% Camped in a developed campground

- "Other" types of accommodations (5%) were:

  Alaska Marine Highway
  Alongside road
  Car
  Motorhome
  Parking lots

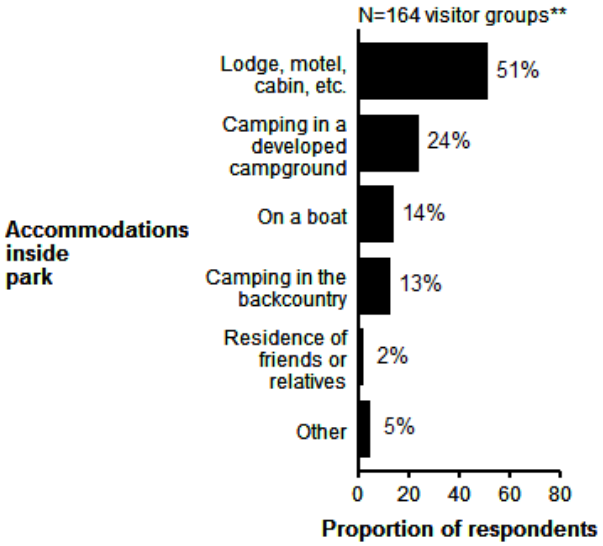


Figure 26. Accommodations used inside the park

**Question 6b**

If YES, please list the number of nights your group stayed at each type of accommodation inside the park.

Results

- Table 14 shows the number of nights your group stayed at each type of accommodation.

Table 14. Number of nights spent in accommodations inside the park
(N=number of visitor groups)

| | | Number of nights (%) | | | | |
|---|---|---|---|---|---|---|
| **Accommodation** | **N** | 1 | 2 | 3 | 4 | 5 or more |
| Lodge, motel, cabin, rented condo/home, B&B | 69 | 22 | 23 | 19 | 20 | 16 |
| Camping in developed campground | 34 | 6 | 21 | 29 | 15 | 29 |
| Camping in the backcountry **– CAUTION!** | 18 | 11 | - | 11 | 6 | 72 |
| On a boat **– CAUTION!** | 19 | - | - | 42 | 32 | 26 |
| Residence of friends or relatives **– CAUTION!** | 2 | - | - | - | 50 | 50 |
| "Other" type of accommodation inside park **– CAUTION!** | 5 | 40 | 20 | 20 | - | 20 |

*total percentages do not equal 100 due to rounding
**total percentages do not equal 100 because visitors could select more than one answer

## *Accommodations used outside the park*

**Question 6c**

In which types of accommodations did your group spend the nights outside the park (area on map)?

Results

- As shown in Figure 27, among those visitor groups that stayed overnight in the area outside the park, the most common types of accommodations were:

  70% Lodge, motel, cabin, rented condo/home, B&B
  13% On a boat

- "Other" types of accommodations (6%) were:

  Cannery
  Motorhome

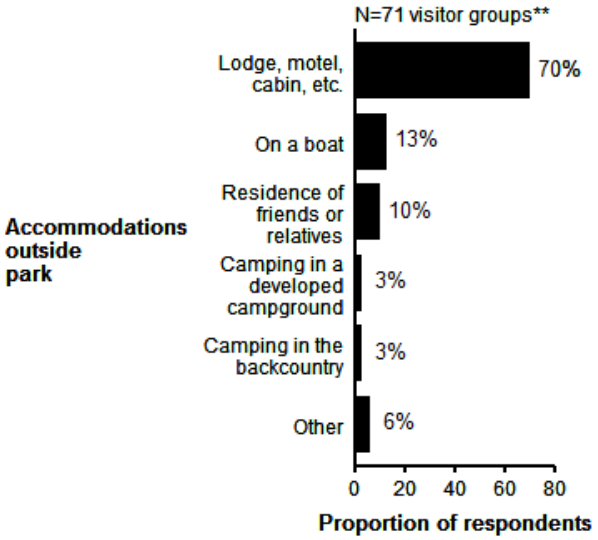


Figure 27. Accommodations used outside the park

**Question 6c**

If YES, please list the number of nights your group stayed at each type of accommodation outside the park.

Results

- Table 15 shows the number of nights your group stayed at each type of accommodation.

Table 15. Number of nights spent in accommodations outside the park
(N=number of visitor groups)

| | | Number of nights (%) | | | | |
|---|---|---|---|---|---|---|
| **Accommodation** | **N** | 1 | 2 | 3 | 4 | 5 or more |
| Lodge, motel, cabin, rented condo/home, B&B | 41 | 20 | 12 | 12 | 12 | 44 |
| Camping in developed campground **– CAUTION!** | 2 | - | 50 | - | - | 50 |
| Camping in the backcountry **– CAUTION!** | - | - | - | - | - | - |
| On a boat **– CAUTION!** | 6 | 33 | - | 17 | 33 | 17 |
| Residence of friends or relatives **– CAUTION!** | 4 | 25 | - | - | - | 75 |
| "Other" type of accommodation outside park **– CAUTION!** | 4 | 25 | - | - | 25 | 50 |

*total percentages do not equal 100 due to rounding
**total percentages do not equal 100 because visitors could select more than one answer

## *Accommodations used in Alaska*

**Question 6d**

In which types of accommodations did your group spend the nights in Alaska (outside map area)?

Results

- As shown in Figure 28, among those visitor groups that stayed overnight in Alaska (outside map area), the most common types of accommodations were:

  74% Lodge, motel, cabin, rented condo/home, B&B
  16% Camped in a developed campground

- "Other" type of accommodations (7%) was:

  Dormitory

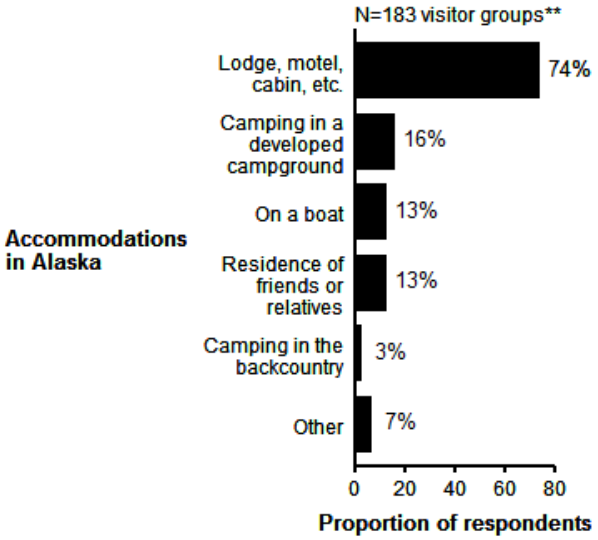


Figure 28. Accommodations used in Alaska (outside map area)

**Question 6d**

If YES, please list the number of nights your group stayed at each type of accommodation in Alaska.

Results

- Table 16 shows the number of nights your group stayed at each type of accommodation.

Table 16. Number of nights spent in accommodations in Alaska (N=number of visitor groups)

| | | Number of nights (%) | | | | |
|---|---|---|---|---|---|---|
| **Accommodation** | **N** | 1 | 2 | 3 | 4 | 5 or more |
| Lodge, motel, cabin, rented condo/home, B&B | 122 | 11 | 17 | 12 | 9 | 51 |
| Camping in developed campground **– CAUTION!** | 27 | - | 4 | 22 | 7 | 67 |
| Camping in the backcountry **– CAUTION!** | 5 | 60 | - | - | 20 | 20 |
| On a boat **– CAUTION!** | 23 | 4 | 4 | 13 | - | 78 |
| Residence of friends or relatives **– CAUTION!** | 17 | 6 | 12 | 6 | 12 | 65 |
| Other type of accommodation in Alaska **– CAUTION!** | 12 | 8 | - | 50 | - | 42 |

*total percentages do not equal 100 due to rounding
**total percentages do not equal 100 because visitors could select more than one answer

## *Length of stay in the park*

**Question 9**

On this visit, how much time in total did your group spend at Katmai NP&PRES?

Results

Number of hours if less than 24

- 34% of visitor groups spent seven or more hours in the park (see Figure 29).
- 22% spent six hours.
- The average length of stay for visitor groups who spent less than 24 hours was 6.2 hours.
- The median length of stay for visitor groups who spent less than 24 hours was 6 hours.

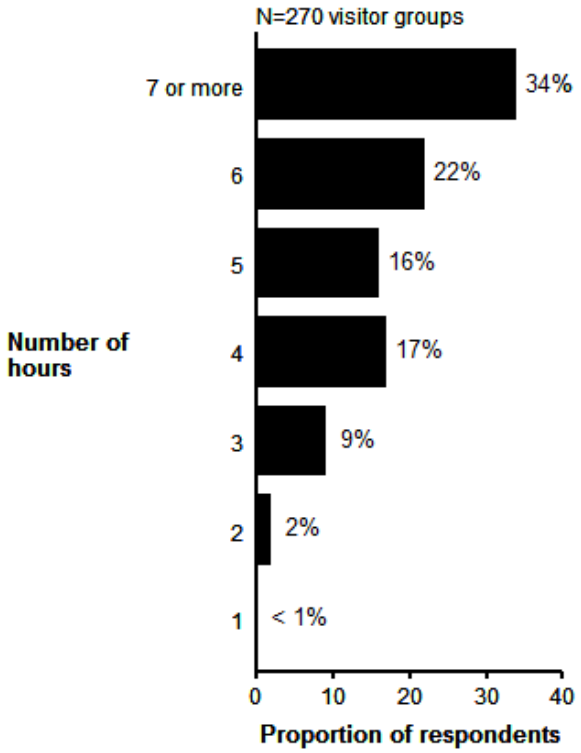


Figure 29. Number of hours spent in the park

Number of days if 24 hours or more

- 31% of visitor groups spent six or more days in the park (see Figure 30).
- 24% spent three days.
- The average length of stay for visitor groups who spent 24 hours or more was 4.9 days.
- The median length of stay for visitor groups who spent 24 hours or more was 4 days.

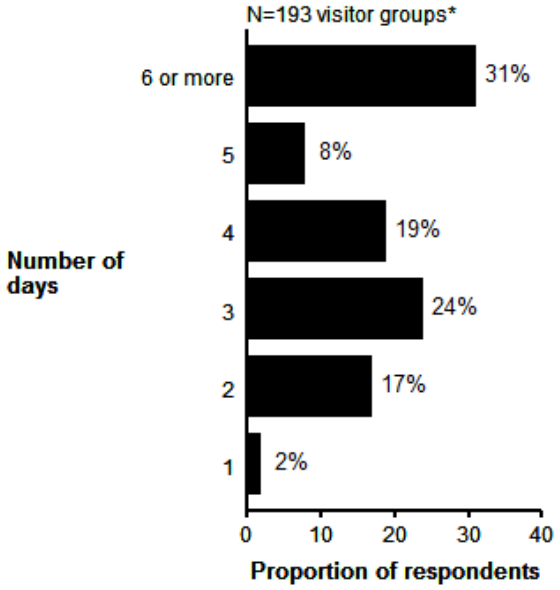


Figure 30. Number of days spent in the park

Average length of stay for all visitors

- The average length of stay for all visitor groups was 52.8 hours or 2.2 days.
- The median length of stay for all visitor groups was 8 hours.

*total percentages do not equal 100 due to rounding

**total percentages do not equal 100 because visitors could select more than one answer

## *Primary reason for visiting the area shown on the map*

**Question 7**

On this trip, what was the primary reason that your group visited the area shown on the map?

Results

- For 89% of visitor groups, visiting the park was the primary reason for visiting the area shown on the map (see Figure 31).

- "Other" primary reasons for visiting were:

  Business/work in the area
  Commercial fish
  Cruise ship itinerary
  Operation Heal Our Patriots
  Travel by boat
  Vacation
  Visit "all" the National Parks

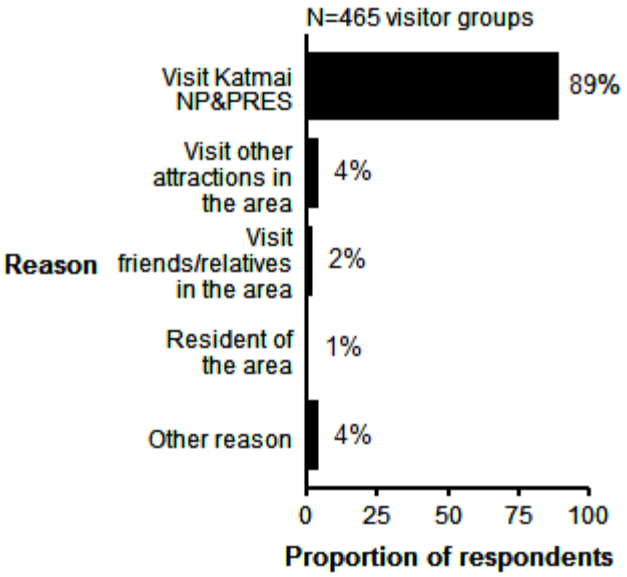


Figure 31. Primary reason visitor groups visited the area shown on the map

*total percentages do not equal 100 due to rounding
**total percentages do not equal 100 because visitors could select more than one answer

## *Sites visited in the park*

**Question 10**

Please indicate on the map all the sites that your group visited on this visit to Katmai NP&PRES.

Results

- As shown in Figure 32, the sites most commonly visited by visitor groups at Katmai NP&PRES were:

  62% Brooks Camp
  15% Valley of Ten Thousand Smokes
  13% Hallo Bay
  12% Naknek Lake

- The least visited sites were:

  <1% Headquarters Creek
  <1% Nanuktuk Creek
  <1% Battle River

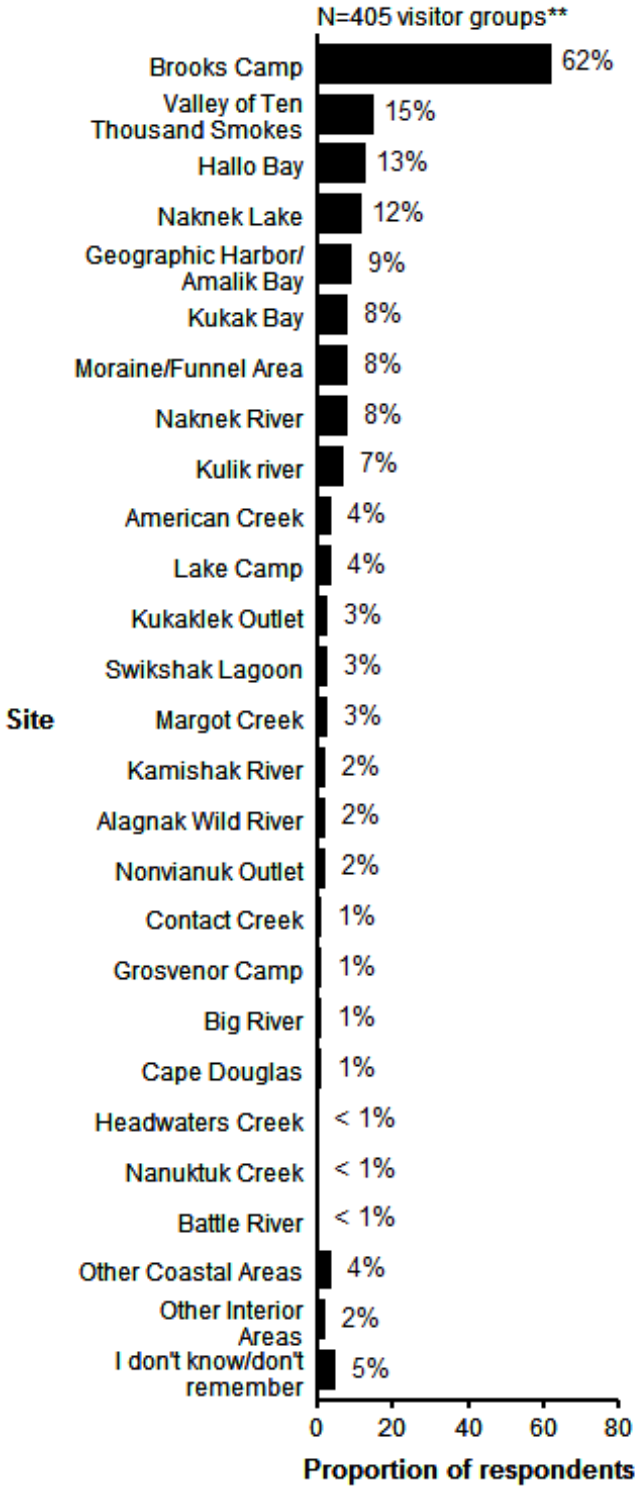


Figure 32. Sites visited in the park

*total percentages do not equal 100 due to rounding
**total percentages do not equal 100 because visitors could select more than one answer

## *Activities on this visit*

**Question 12a**

On this visit to Katmai NP&PRES, in which activities did your group participate within the park (excluding Brooks Camp)?

Results

- As shown in Figure 33, the most common activities in which visitor groups participated on this visit (excluding Brooks Camp) were:

  72% Bear watching
  66% Photography
  33% Attending bear orientation and safety talk
  32% Viewing wildlife (other than bears)

- "Other" activities (3%) were:

  Berry picking
  Driving around
  Plant identification
  Visiting with other visitors

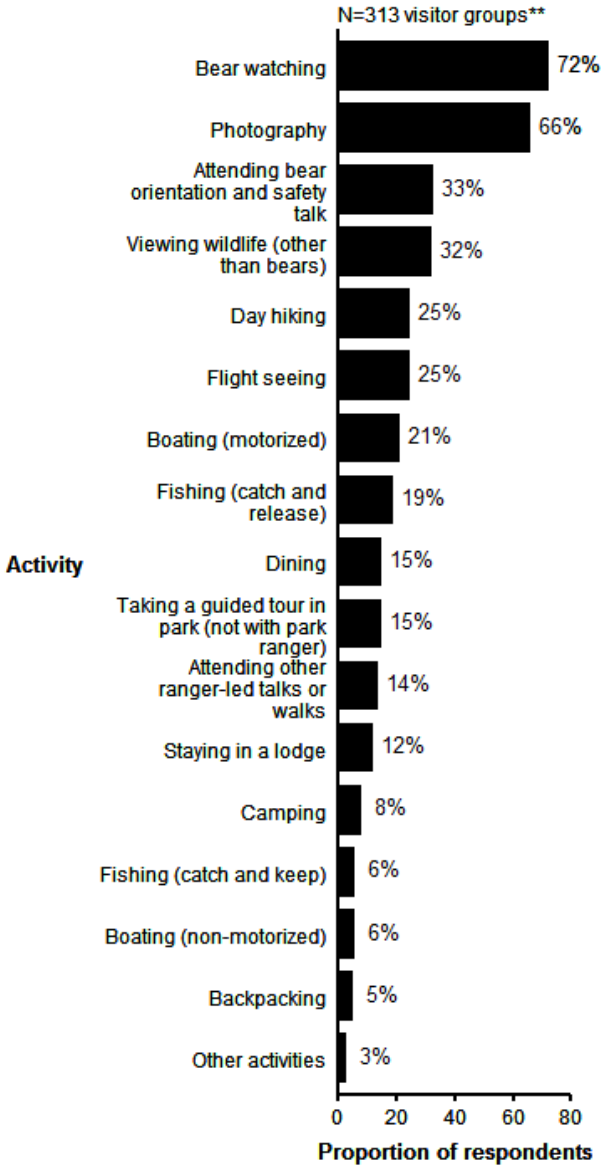


Figure 33. Activities in the park (excluding Brooks Camp)

*total percentages do not equal 100 due to rounding
**total percentages do not equal 100 because visitors could select more than one answer

**Question 12b**

Please indicate all the activities your group participated in at Brooks Camp only?

Results

- 81% of visitor groups visited Brooks Camp (see Figure 34).
- As shown in Figure 35, the most common activities in which visitor groups participated in at Brooks Camp on this visit were:

  92% Attending bear orientation and safety talk
  87% Bear watching
  71% Photography
  62% Visiting the visitor center

- "Other" activities (5%) were:

  Having fun
  Reading
  Relaxing
  Swimming
  Viewing the cultural center
  Visiting trader store
  Visiting with other visitors
  Visiting archeological site
  Watching Father Hubbard video
  Watching float planes on the beach

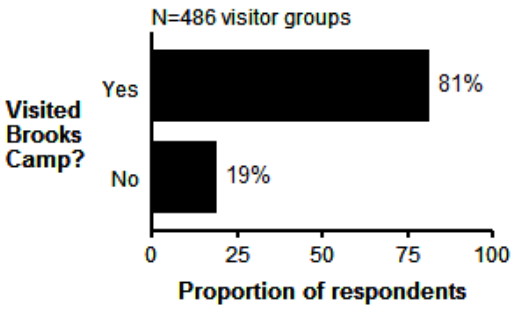


Figure 34. Visitor groups who visited Brooks Camp

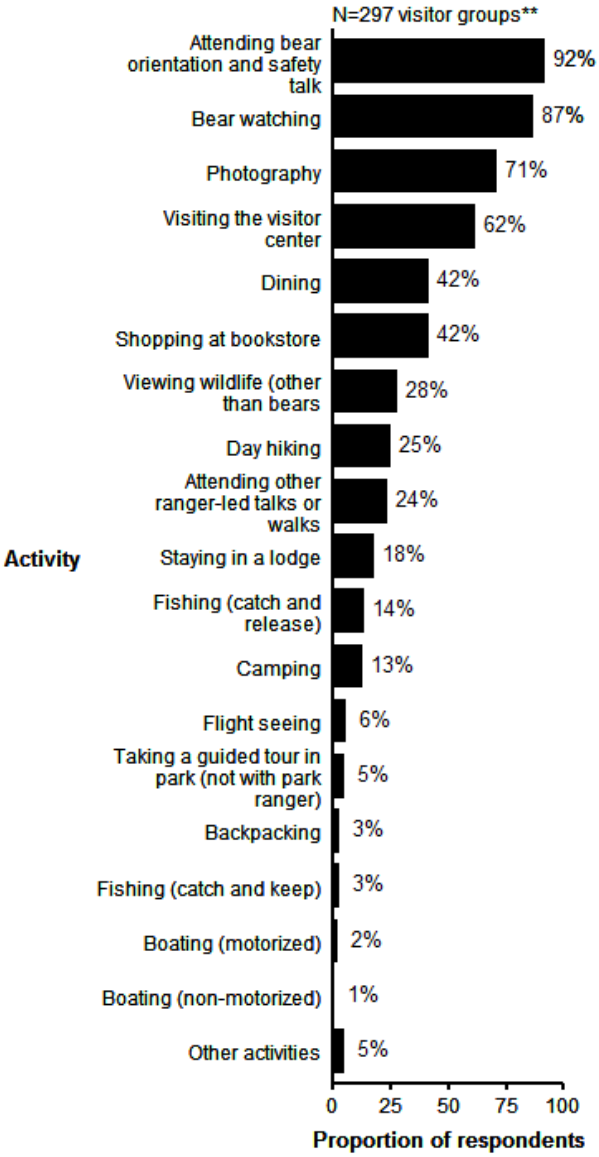


Figure 35. Activities in Brooks Camp on this visit

*total percentages do not equal 100 due to rounding
**total percentages do not equal 100 because visitors could select more than one answer

## *Topics learned on this visit*

**Question 29a**

Please indicate all the topics your group learned about during this visit to Katmai NP&PRES.

Results

- As shown in Figure 36, the most common topics visitor groups learned about on this visit were:

  99% Brown bears
  63% Salmon or other fish
  42% Volcanism/geology

- "Other" topics learned about (1%) were:

  Brooks River hydrology
  Learned more about the area

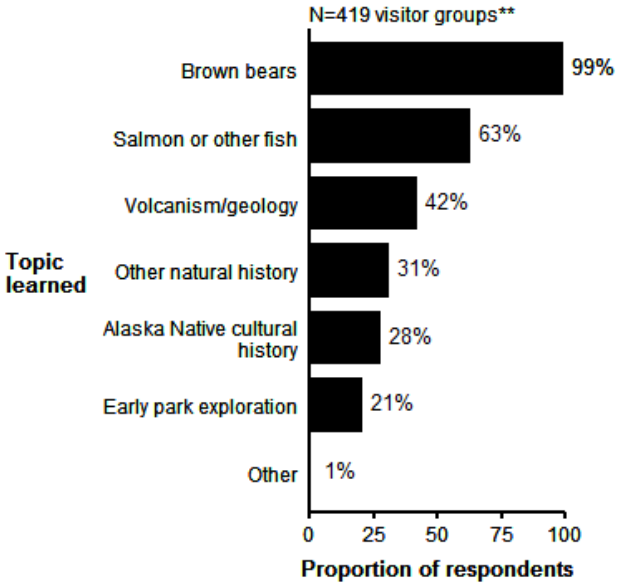


Figure 36. Topics learned about during this visit

*total percentages do not equal 100 due to rounding
**total percentages do not equal 100 because visitors could select more than one answer

## *Conflicts experienced with other visitors*

**Question 11a**

Katmai NP&PRES offers many recreational opportunities and visitor experiences which has the potential for conflicts between visitors engaged in different activities (e.g. fishing vs. boating, bear viewing vs. fishing, etc.). On this visit, did your group experience any conflicts with other visitors engaged in different or the same activity?

Results

- 4% of visitor groups experienced conflicts with other visitors while engaged in different or the same activity while visiting the park (see Figure 37).

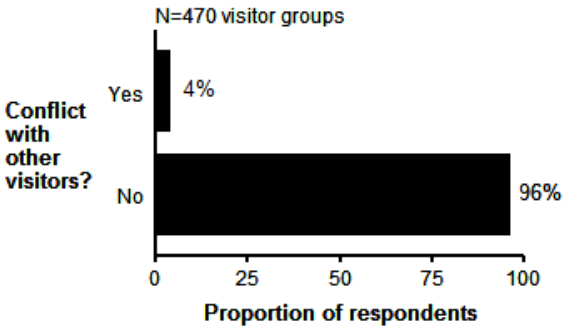


Figure 37. Visitor groups that experienced conflicts with other visitors

**Question 11b**

If YES, what was the conflict between your group and another group?

Results

- 24 visitor groups listed conflicts experienced with other visitors (see Table 17).

Table 17. Conflict experienced between your group and another group (N=27 comments; some visitor groups made more than one comment) – **CAUTION!**

| Conflict | Number of times mentioned |
|---|---|
| Air traffic is extremely noisy and disruptive to animals and visitors | 6 |
| A group of visitors was disrespectful/aggressive to others | 3 |
| Bear watching is too crowded | 3 |
| Conflict between bear watchers and photographers | 3 |
| Fishermen attracting bears is a problem | 2 |
| A group of visitors ate too close to a mother and cub fishing | 1 |
| A group of visitors was smoking in a nonsmoking area | 1 |
| Airplanes left ruts on the beach | 1 |
| Campers on the river guarding fishing spots | 1 |
| Conflict between bear watchers and fishermen | 1 |
| Conflict with fishing in a National Park | 1 |
| Fisherman approaching bears was irresponsible | 1 |
| Fisherman downstream from Brooks Camp platform | 1 |
| Fishing too crowded, provide access to Margot Creek | 1 |
| Wanting to fish the same pool on American Creek | 1 |

*total percentages do not equal 100 due to rounding

**total percentages do not equal 100 because visitors could select more than one answer

## *Visitor experience at Brooks Camp*

**Question 13a**

Did anyone in your group attend any informational/interpretive programs that are offered daily at Brooks Camp?

Results

- 40% of visitor groups attended informational/interpretive programs at Brooks Camp (see Figure 38).

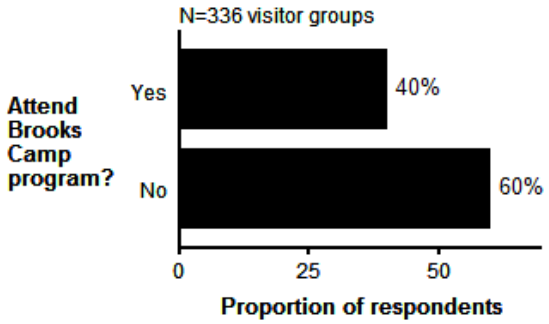


Figure 38. Visitor groups that attended informational/ interpretive programs

**Question 13b**

If NO, please indicate all the reasons for not attending the interpretive programs.

Results

- For 69% of those who were interested in interpretive programs but did not attend, the reason included timing not convenient (see Figure 39).

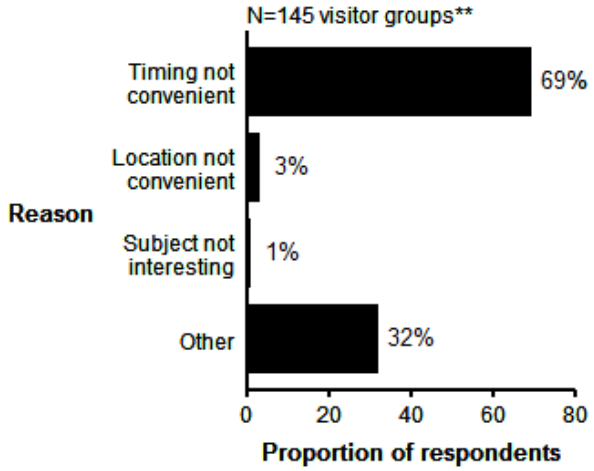


Figure 39. Visitor groups' reasons for not attending the interpretive programs

- 89% of those who did not attend interpretive programs were interested in attending (see Figure 40).

  11% of those who did not attend interpretive programs were not interested in attending.

**"Other" reasons for not attending programs are listed in**

- Table 18.

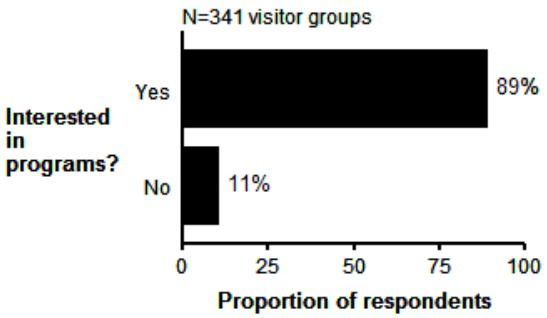


Figure 40. Interest in interpretive programs of visitor groups who did not attend a program. Reasons for non-attendance include: location not convenient, timing not convenient, and subject not interesting.

*total percentages do not equal 100 due to rounding

**total percentages do not equal 100 because visitors could select more than one answer

Table 18. "Other" reasons for not attending interpretive programs (N=37 comments)

| Reason | Number of times mentioned |
|---|---|
| Not enough time/too busy | 20 |
| Did not know about | 8 |
| Attended previously | 4 |
| Crowded | 1 |
| Forgot | 1 |
| Had own guide | 1 |
| On cruise | 1 |
| Training with guide | 1 |

**Question 14b**

Did you use the Falls Bear Viewing Platform?

Results

- 9% of visitor groups did not use the Falls Bear Viewing Platform (see Figure 41).

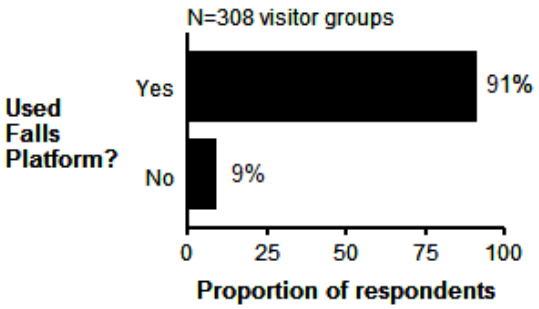


Figure 41. Visitor groups who used Falls Platform

**Question 14a**

How long did you have to wait for your turn on the Falls Bear Viewing Platform?

Results

- 29% of visitor groups waited less than 10 minutes to use Falls Platform (see Figure 42).
- 24% waited 10-20 minutes.

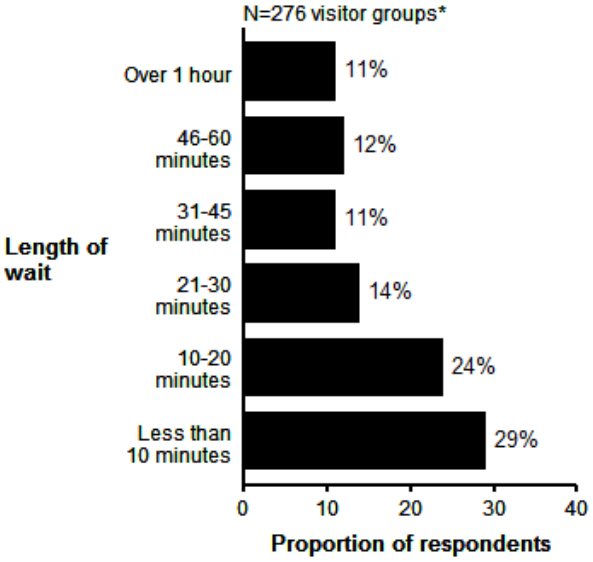


Figure 42. Length of wait time to use Falls Bear Viewing Platform

*total percentages do not equal 100 due to rounding

**total percentages do not equal 100 because visitors could select more than one answer

**Question 14c**

Compared to what you expected how was the length of wait time?

Results

- 50% of visitor groups said the length of wait time for the Falls Bear Viewing Platform was about as expected (see Figure 43).
- 31% rated the wait time as shorter than expected

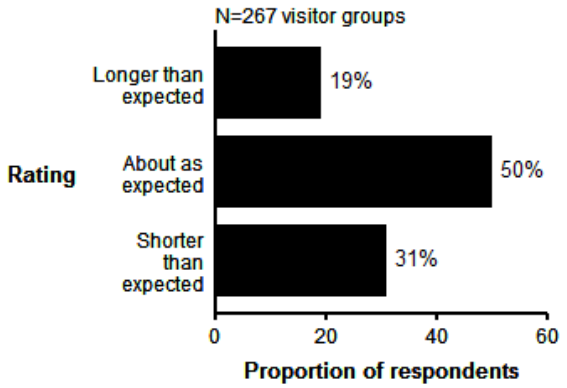


Figure 43. Visitor groups that rated the length of wait time for the Falls Bear Viewing Platform

**Question 15a**

In order to reduce the wait time at the Falls Platform, a few options are being considered. Which of the following options would you prefer?

Results

- 61% of visitor groups would rather spend the full hour on the platform even if it means a longer wait (see Figure 44).
- 39% of visitor groups would rather spend less time on the platform if it helps to reduce the wait time.

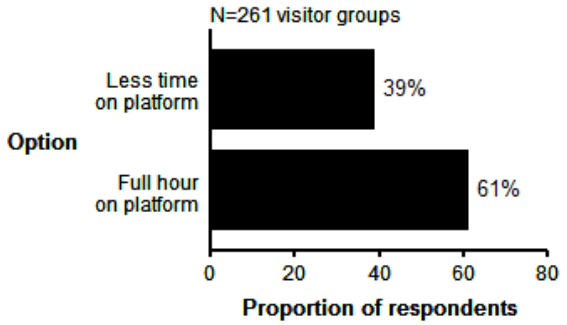


Figure 44. Options preferred for reducing wait time at the Falls Platform

**Question 15b**

An advanced reservation system is being considered to help reduce the wait time at the Falls Platform. Would you be interested in using the reservation system?

Results

- 56% of visitor groups would not be interested in using an advanced reservations system for the Falls Platform (see Figure 45).

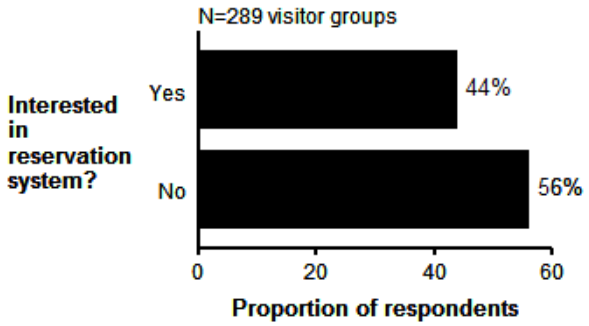


Figure 45. Visitor groups interested in an advanced reservation system

*total percentages do not equal 100 due to rounding

**total percentages do not equal 100 because visitors could select more than one answer

**Question 15c**

Would you be willing to pay $8 per person to reserve a specific time to view bears at the falls?

Results

- 49% of visitor groups would not be willing to pay $8 per person to reserve a specific time to view bears at the falls (see Figure 46).

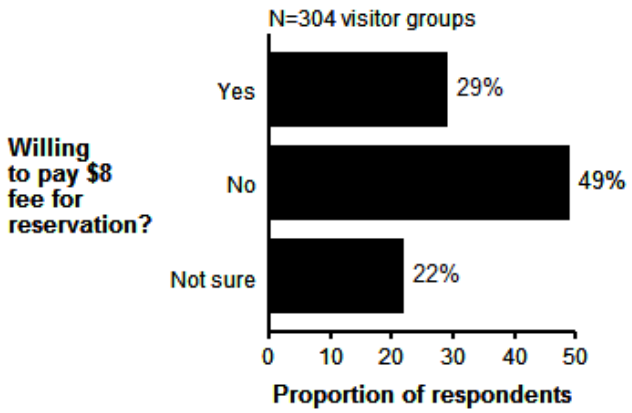


Figure 46. Willing to pay $8 per person to reserve time to view bears at the falls

**Question 16**

How did the following elements affect your visit to Brooks Camp?

Results

- Table 19 shows how different elements affected visitor groups' park experience.

Table 19. Elements that affected your experience (N=number of visitor groups)

| | | Rating % | | | |
|---|---|---|---|---|---|
| **Element** | **N** | Enhanced my experience | No effect | Detracted from my experience | Did not experience |
| One mile walk to Falls Platform | 311 | 64 | 29 | 5 | 2 |
| Bear related delays while moving around Brooks Camp | 306 | 48 | 33 | 8 | 10 |

**Question 17**

On this visit, did your experience at Brooks Camp meet your group's expectations?

Results

- 91% of visitor groups felt their experience at Brooks Camp met their groups' expectations (see Figure 47).

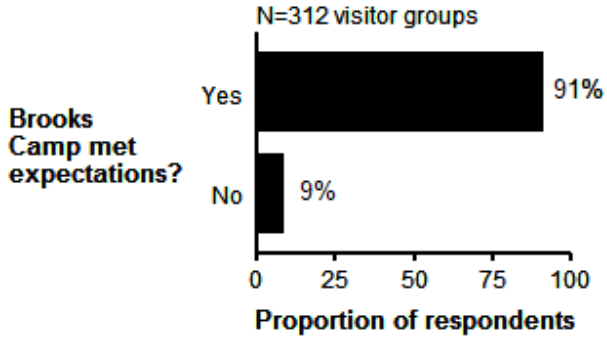


Figure 47. Visitor groups' expectations about Brooks Camp experience

*total percentages do not equal 100 due to rounding

**total percentages do not equal 100 because visitors could select more than one answer

## *Visitor experience in backcountry of Katmai NP&PRES*

**Question 18a**

On this visit, did your group visit the backcountry of Katmai NP&PRES?

Results

- 27% of visitor groups visited the backcountry of Katmai NP&PRES (see Figure 48).

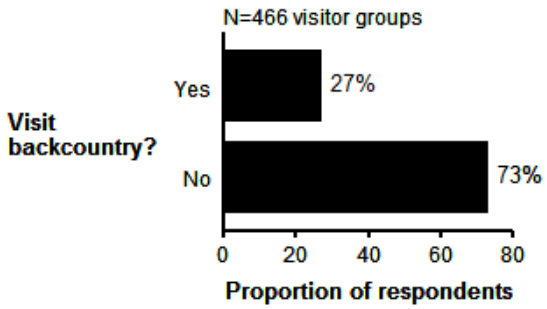


Figure 48. Visitor groups that visited the backcountry

**Question 18b**

How long did your group stay in the backcountry?

Results

Number of hours if less than 24

- 57% of visitor groups spent six to ten hours in the backcountry (see Figure 49).
- 32% spent one to five hours.
- The average length of stay for visitor groups who spent less than 24 hours was 6.9 hours in the backcountry.
- The median length of stay for visitor groups who spent less than 24 hours was 6 hours in the backcountry

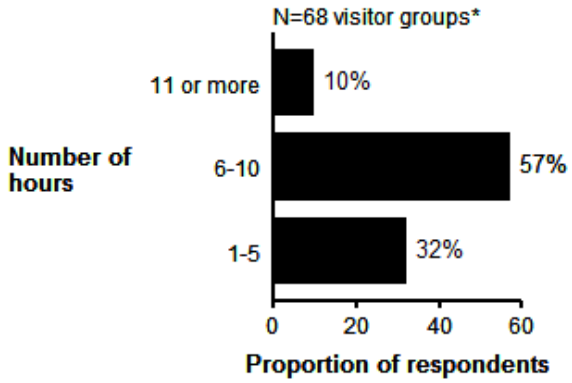


Figure 49. Number of hours in the backcountry

*total percentages do not equal 100 due to rounding

**total percentages do not equal 100 because visitors could select more than one answer

Number of days if 24 hours or more

- 49% of visitor groups spent six or more days in the backcountry (see Figure 50).
- 39% spent four or five days.
- The average length of stay for visitor groups who spent 24 hours or more was 6.2 days.
- The median length of stay for visitor groups who spent 24 hours or more was 5 days.

Average length of stay for all visitors

The average length of stay in the backcountry for all visitor groups was 69.1 hours or 2.9 days.

The median length of stay in the backcountry for all visitor groups was 10 hours.

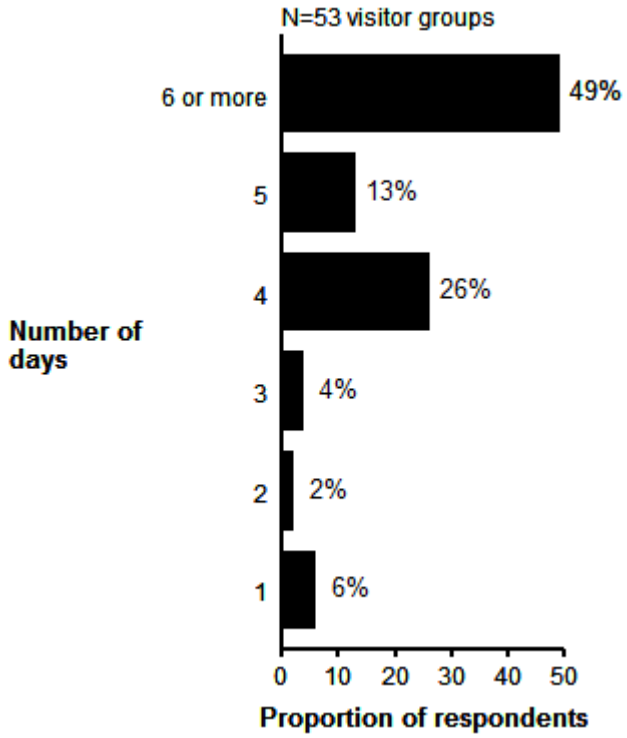


Figure 50. Number of days visitor groups stayed in backcountry

**Question 18c**

For you only, including this visit, how many times have you gone into Katmai NP&PRES's backcountry?

Results

- 58% of visitor groups had visited the park's backcountry once (see Figure 51).

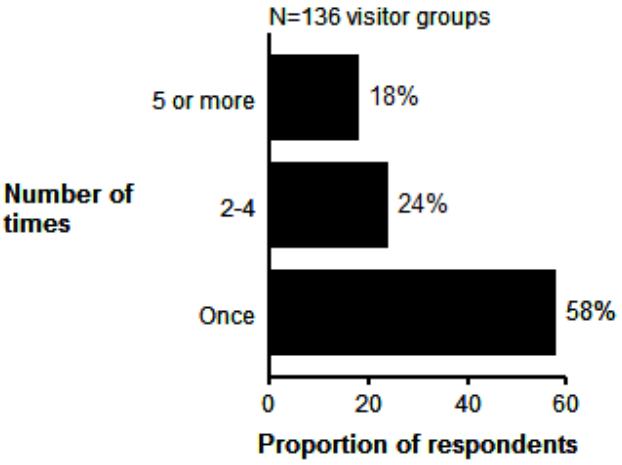


Figure 51. Number of times visitor groups have gone into park's backcountry

*total percentages do not equal 100 due to rounding

**total percentages do not equal 100 because visitors could select more than one answer

**Question 19a**

While in the backcountry, did you observe human waste or trash?

Results

- 90% of visitor groups did not observe human waste or trash while in the backcountry (see Figure 52).

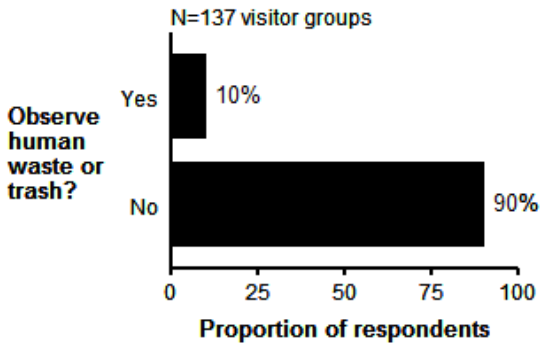


Figure 52. Visitor groups that observed human waste or trash in the backcountry

**Question 19b**

If your group were to visit the backcountry in the future, would you be willing to pack out your human waste?

Results

- 57% of visitor groups would be willing to pack out their human waste while visiting the backcountry in the future (see Figure 53).

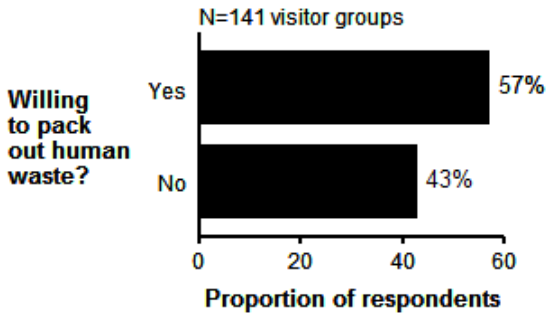


Figure 53. Visitor groups who are willing to pack out their human waste

**Question 19c**

If your group were to visit the backcountry in the future, would you be willing to obtain a backcountry permit (online, by phone, or in person)?

Results

- 76% of visitor groups would be willing to obtain a backcountry permit in the future (online, by phone or in person) (see Figure 54).

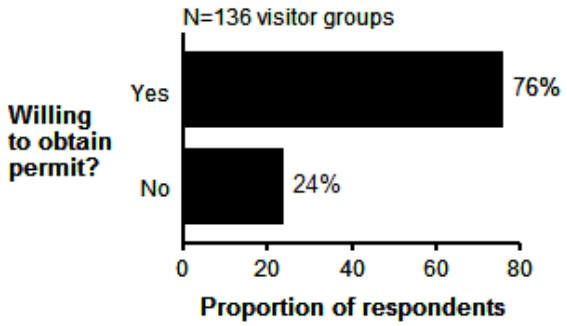


Figure 54. Visitor groups who are willing to obtain backcountry permit

*total percentages do not equal 100 due to rounding

**total percentages do not equal 100 because visitors could select more than one answer

**Question 19d**

If YES, would your group be willing to pay $8 per permit?

Results

- 76% of visitor groups would be willing to pay $8 per permit to visit the backcountry (see Figure 55).

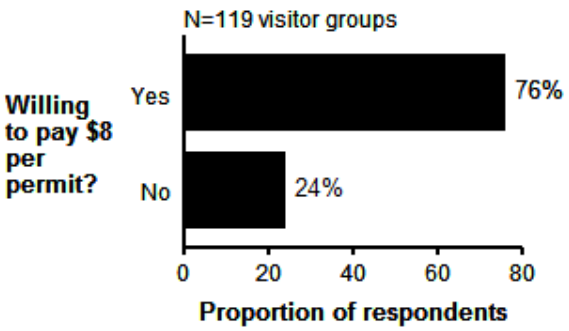


Figure 55. Visitor groups who are willing to pay $8 per permit

**Question 20**

How would your group rate your backcountry experience on this visit?

Results

- 96% of visitor groups rated their backcountry experience as "good" and "very good" (see Figure 56).
- No visitor groups rated their backcountry experience as "very poor".

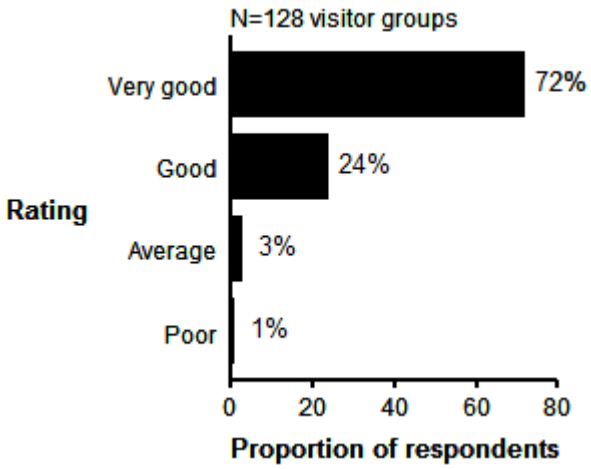


Figure 56. Rating of backcountry experience

*total percentages do not equal 100 due to rounding

**total percentages do not equal 100 because visitors could select more than one answer

# Ratings of Services, Facilities, Attributes, Resources, and Elements

## *Visitor services and facilities used*

**Question 23a**

Please indicate all the visitor services and facilities that your personal group used at Katmai NP&PRES during this visit.

Results

- As shown in Figure 57, the most common visitor services and facilities used by visitor groups were:

  75% Restrooms
  65% Orientation video program
  55% Visitor center (overall)
  55% Park brochure/map

- The least used service/facility was:

  5% Access for disabled persons

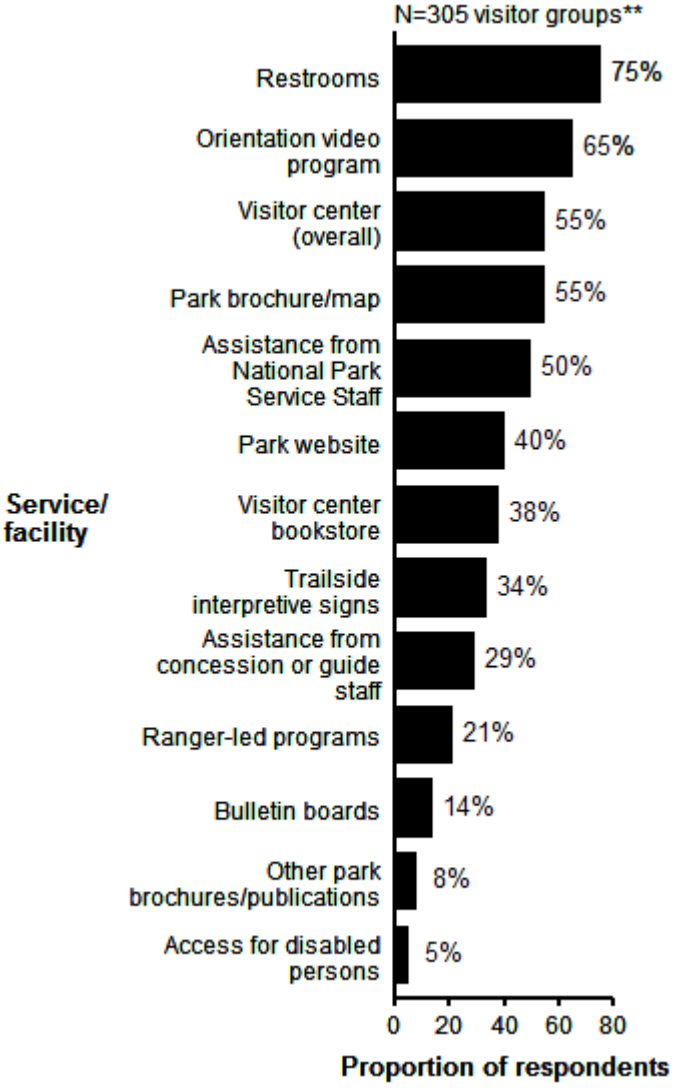


Figure 57. Visitor services and facilities used

*total percentages do not equal 100 due to rounding
**total percentages do not equal 100 because visitors could select more than one answer

## *Importance ratings of visitor services and facilities*

**Question 23b**

For only those services and facilities that your personal group used, please rate their importance to your visit from 1-5.

1=Not at all important
2=Slightly important
3=Moderately important
4=Very important
5=Extremely important

Results

- Figure 58 shows the combined proportions of "extremely important" and "very important" ratings of visitor services and facilities.
- The visitor services and facilities receiving the highest combined proportions of "extremely important" and "very important" ratings were:

  90% Restrooms
  86% Ranger-led programs
  84% Park website
  83% Orientation video program

- Table 20 shows the importance ratings of each service and facility.
- The service/facility receiving the highest "not at all important" rating was:

  23% Access for disable persons
  **CAUTION!** (N<30)

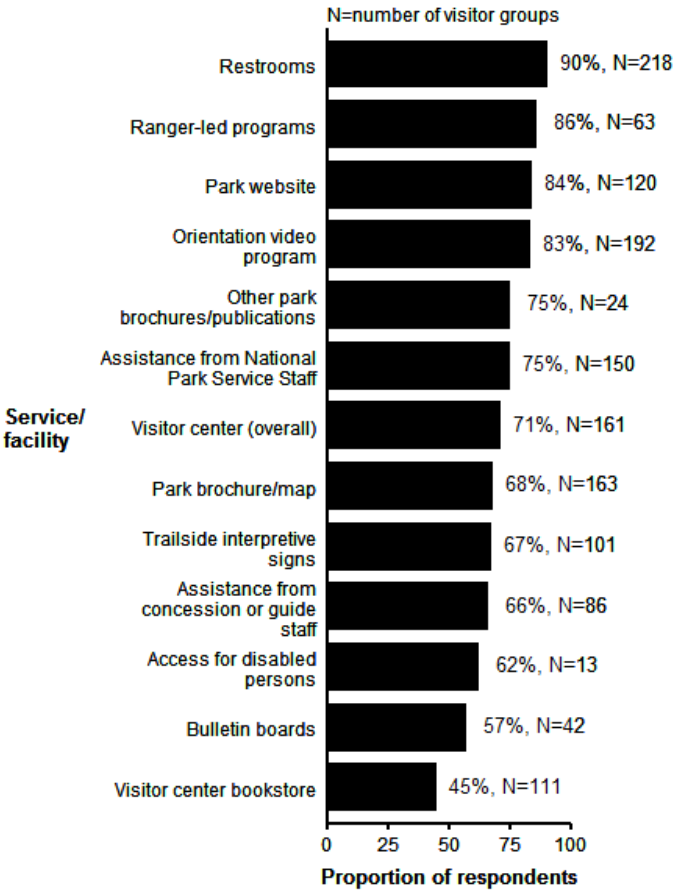


Figure 58. Combined proportions of "extremely important" and "very important" ratings of visitor services and facilities

*total percentages do not equal 100 due to rounding
**total percentages do not equal 100 because visitors could select more than one answer

Table 20. Importance ratings of visitor services and facilities
(N=number of visitor groups)

| | | Rating (%)* | | | | |
|---|---|---|---|---|---|---|
| **Service/facility** | **N** | Not at all important | Slightly important | Moderately important | Very important | Extremely important |
| Access for disabled persons – **CAUTION!** | 13 | 23 | - | 15 | 15 | 46 |
| Assistance from National Park Service Staff | 150 | 2 | 5 | 18 | 30 | 45 |
| Assistance from concession or guide staff | 86 | 2 | 7 | 24 | 31 | 35 |
| Bulletin boards | 42 | 2 | 5 | 36 | 40 | 17 |
| Park brochure/map | 163 | 1 | 10 | 21 | 39 | 29 |
| Other park brochures/publications – **CAUTION!** | 24 | 8 | - | 17 | 58 | 17 |
| Park website | 120 | - | 1 | 15 | 38 | 46 |
| Orientation video program | 192 | 1 | 4 | 13 | 27 | 56 |
| Ranger-led programs | 63 | - | - | 14 | 41 | 44 |
| Restrooms | 218 | <1 | <1 | 9 | 24 | 66 |
| Trailside interpretive signs | 101 | 1 | 4 | 28 | 36 | 32 |
| Visitor center bookstore | 111 | 5 | 14 | 37 | 32 | 14 |
| Visitor center (overall) | 161 | - | 6 | 23 | 43 | 28 |

*total percentages do not equal 100 due to rounding
**total percentages do not equal 100 because visitors could select more than one answer

## *Quality ratings of visitor services and facilities*

**Question 23c**

For only those services and facilities that your personal group used, please rate their quality from 1-5.

1=Very poor
2=Poor
3=Average
4=Good
5=Very good

Results

- Figure 59 shows the combined proportions of "very good" and "good" ratings of visitor services and facilities.
- The services and facilities receiving the highest combined proportions of "very good" and "good" ratings were:

  93% Assistance from National Park Service Staff
  90% Ranger-led programs
  88% Orientation video program

- Table 21 shows the quality ratings of each service and facility.
- The service/facility receiving the highest "very poor" rating was:

  13% Access for disabled persons (**CAUTION!** N<30)

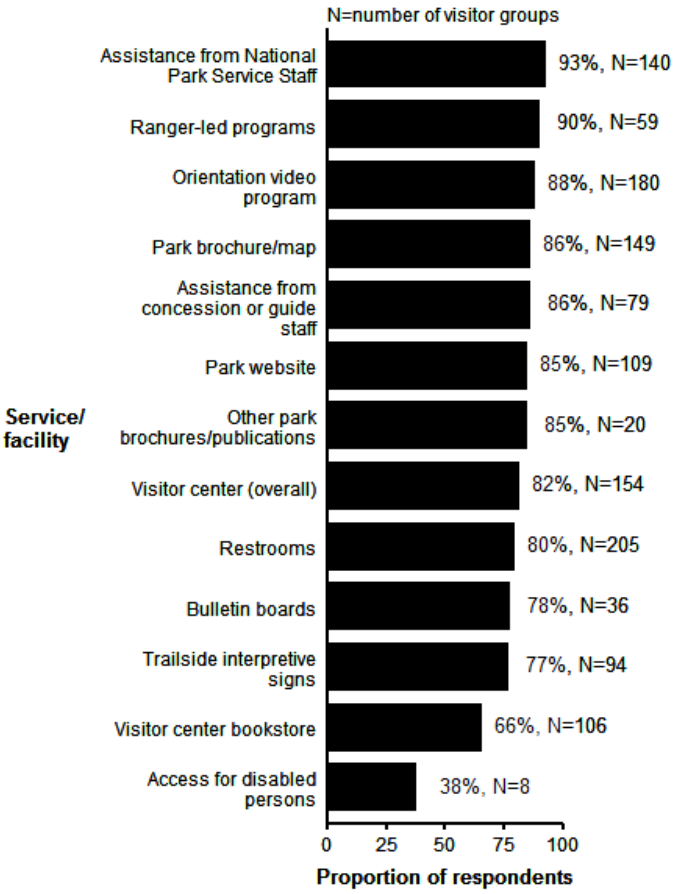


Figure 59. Combined proportions of "very good" and "good" ratings of visitor services and facilities

*total percentages do not equal 100 due to rounding
**total percentages do not equal 100 because visitors could select more than one answer

Table 21. Quality ratings of visitor services and facilities
(N=number of visitor groups)

| | | Rating (%)* | | | | |
|---|---|---|---|---|---|---|
| **Service/facility** | **N** | Very poor | Poor | Average | Good | Very good |
| Access for disabled persons – **CAUTION!** | 8 | 13 | 25 | 25 | 13 | 25 |
| Assistance from National Park Service Staff | 140 | 1 | - | 6 | 20 | 73 |
| Assistance from concession or guide staff | 79 | - | 1 | 13 | 32 | 54 |
| Bulletin boards | 36 | 3 | - | 19 | 56 | 22 |
| Park brochure/map | 149 | - | 3 | 11 | 34 | 52 |
| Other park brochures/publications – **CAUTION!** | 20 | - | 5 | 10 | 45 | 40 |
| Park website | 109 | 2 | 4 | 9 | 42 | 43 |
| Orientation video program | 180 | 1 | 1 | 11 | 39 | 49 |
| Ranger-led programs | 59 | - | - | 10 | 27 | 63 |
| Restrooms | 205 | 1 | 1 | 18 | 36 | 44 |
| Trailside interpretive signs | 94 | - | 1 | 22 | 38 | 38 |
| Visitor center bookstore | 106 | 2 | 6 | 26 | 43 | 23 |
| Visitor center (overall) | 154 | 1 | 3 | 14 | 46 | 36 |

*total percentages do not equal 100 due to rounding
**total percentages do not equal 100 because visitors could select more than one answer

## *Mean scores of importance and quality ratings of visitor services and facilities*

- Figure 60 and Figure 61 show the mean scores of importance and quality ratings of visitor services and facilities.
- All visitor services and facilities were rated above average in importance and quality.

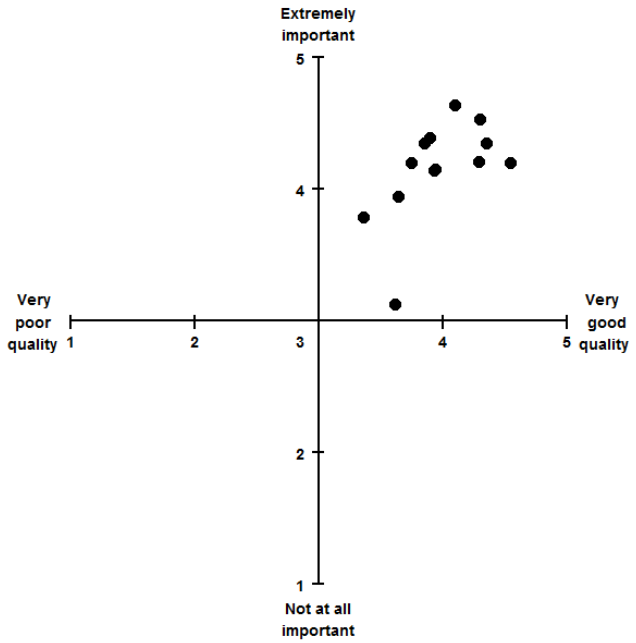


Figure 60. Mean scores of importance and quality ratings of visitor services and facilities

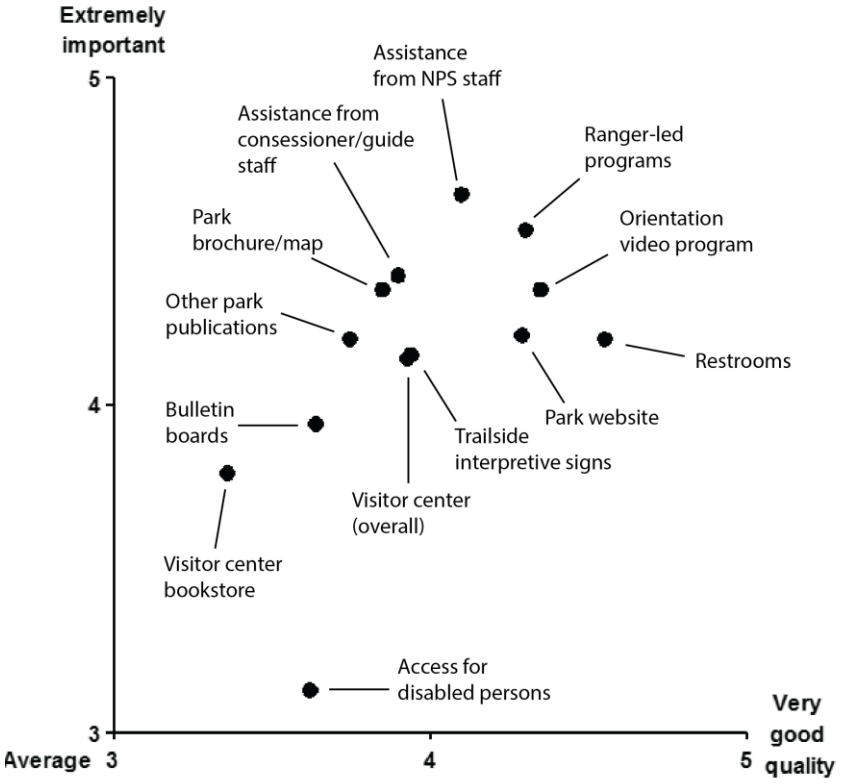


Figure 61. Detail of Figure 60

*total percentages do not equal 100 due to rounding
**total percentages do not equal 100 because visitors could select more than one answer

## *Importance of protecting park resources/attributes*

**Question 33a**

In your opinion, how important is it to protect the following resources/ attributes at Katmai NP&PRES?

1=Not at all important
2=Slightly important
3=Moderately important
4=Very important
5=Extremely important

Results

- As shown in Figure 62, the highest combined proportions of "extremely important" and "very important" ratings of protecting park attributes, resources, and experiences included:

  98% Clean water
  96% Bear watching
  95% Native wildlife
  94% Wilderness

- The attribute/resource/experience receiving the highest "not at all important" rating was:

  31% Hunting

- Table 22 shows the importance ratings of park attributes and resources.

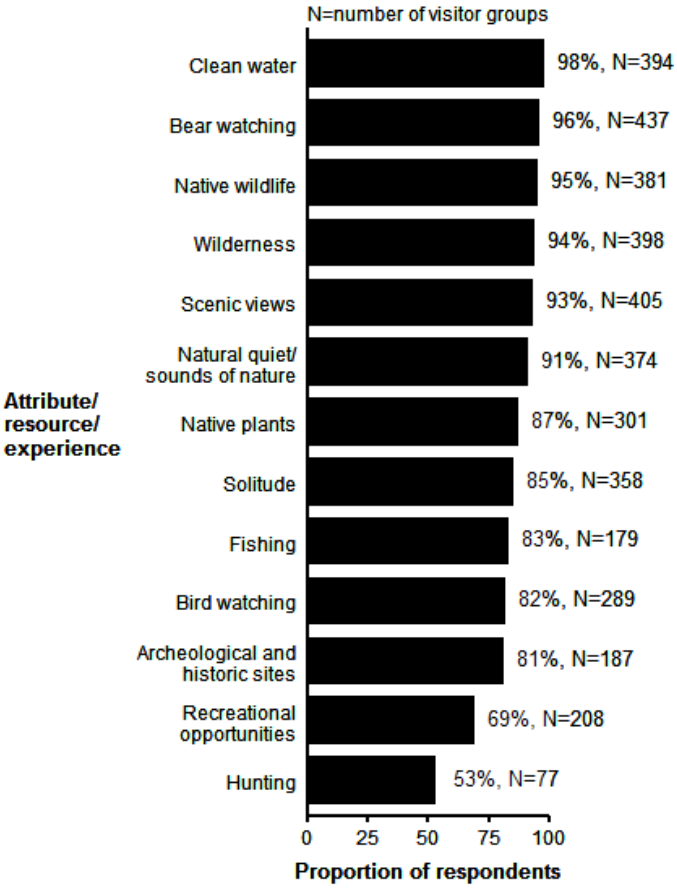


Figure 62. Combined proportions of "extremely important" and "very important" ratings of protecting park attributes, resources, and experiences

*total percentages do not equal 100 due to rounding
**total percentages do not equal 100 because visitors could select more than one answer

Table 22. Visitor rating of importance of protecting park attributes, resources, and experiences (N=number of visitors groups)

| | | Rating (%)* | | | | |
|---|---|---|---|---|---|---|
| **Attribute/resource/ experience** | **N** | Not at all important | Slightly important | Moderately important | Very important | Extremely important |
| Archeological and historic sites | 187 | 3 | 2 | 15 | 14 | 67 |
| Bear watching | 437 | 1 | <1 | 3 | 9 | 87 |
| Bird watching | 289 | 2 | 4 | 12 | 19 | 63 |
| Clean water | 394 | 1 | - | 2 | 11 | 86 |
| Fishing | 179 | 6 | 2 | 10 | 13 | 70 |
| Hunting | 77 | 31 | 5 | 10 | 6 | 47 |
| Native plants | 301 | 1 | 3 | 9 | 18 | 69 |
| Natural quiet/sounds of nature | 374 | 1 | 1 | 7 | 19 | 72 |
| Native wildlife | 381 | 1 | <1 | 4 | 9 | 86 |
| Recreational opportunities | 208 | 5 | 6 | 20 | 21 | 48 |
| Scenic views | 405 | 1 | 1 | 6 | 15 | 78 |
| Solitude | 358 | 2 | 3 | 10 | 19 | 66 |
| Wilderness | 398 | <1 | 1 | 4 | 12 | 83 |

*total percentages do not equal 100 due to rounding
**total percentages do not equal 100 because visitors could select more than one answer

## *Quality of experience with resource/attribute*

**Question 33b**

During this visit to Katmai NP&PRES, compared to your expectations, please rate the quality of your experience with each resource/attribute.

1=Worse than expected
2=About the same as expected
3=Better than expected

Results

- As shown in Figure 63, the highest proportions of "Better than expected" ratings for quality of experience included:

  56% Scenic views
  55% Bear watching
  46% Wilderness
  41% Native wildlife

- The lowest proportions of "Better than expected" ratings for quality of experience included:

  25% Bird watching
  28% Recreational opportunities
  33% Native plants

- As shown in Figure 64, the highest proportions of "Worse than expected" ratings for quality of experience included:

  12% Solitude
  12% Fishing
  11% Natural quiet/sounds of nature
  9% Bear watching

- The lowest proportions of "Worse than expected" ratings for quality of experience included:

  1% Clean water
  1% Native plants
  2% Scenic views

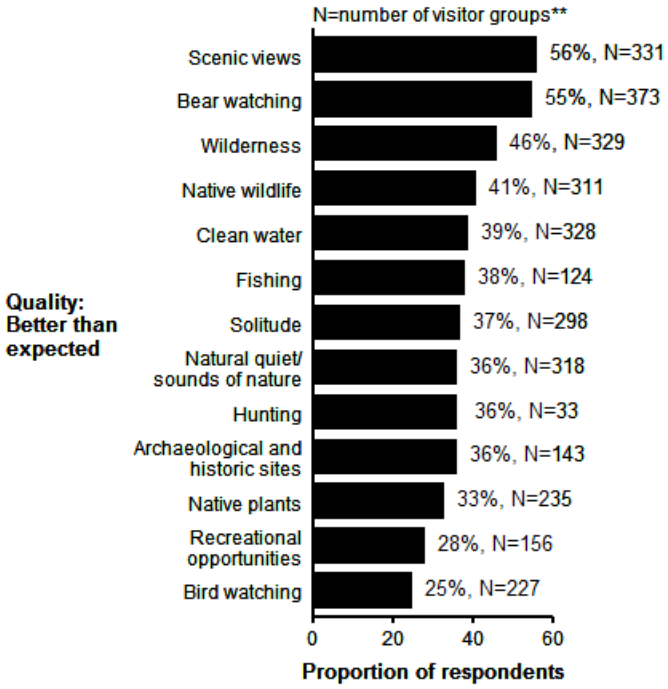


Figure 63. Proportions of quality of experience ratings that were "Better than expected"

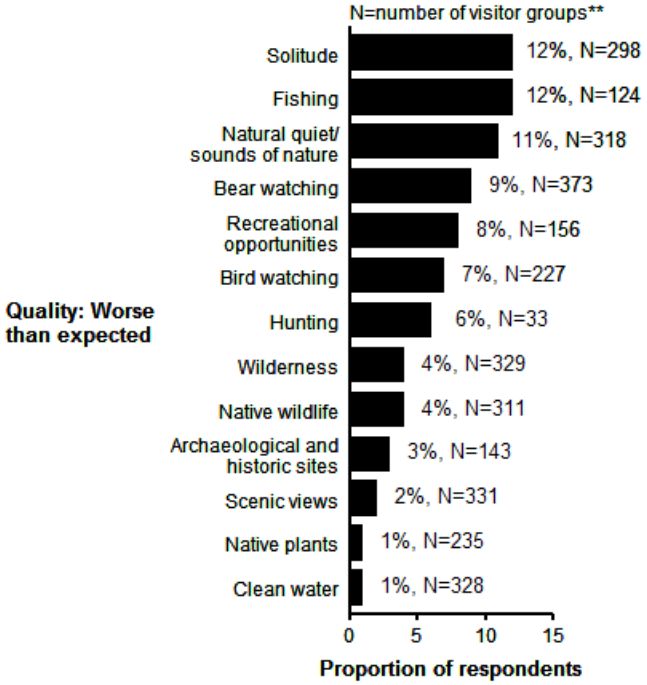


Figure 64. Proportions of quality of experience ratings that were "Worse than expected

*total percentages do not equal 100 due to rounding
**total percentages do not equal 100 because visitors could select more than one answer

- The proportions of visitor groups that did not experience resources or attributes are shown in Figure 65.

  93% did not experience hunting
  67% did not experience fishing
  65% did not experience archaeological and historic sites
  55% did not experience recreational opportunities

- Table 23 shows the quality ratings of park attributes and resources that were used on this visit.

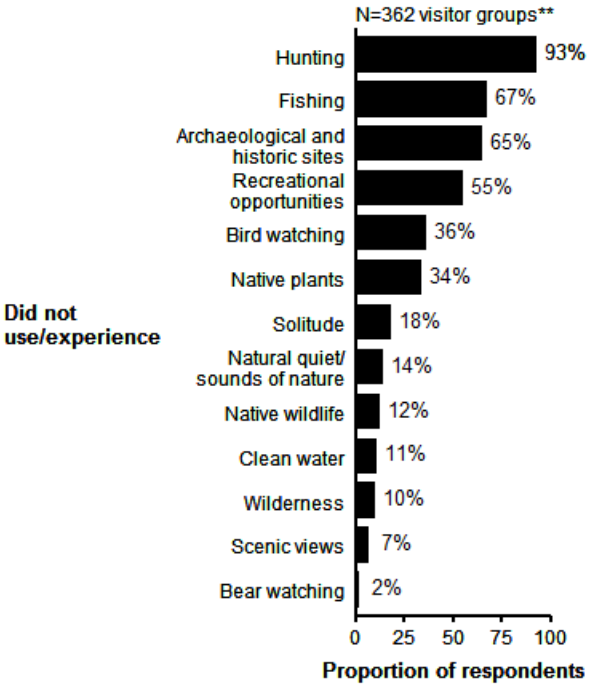


Figure 65. Resources/attributes that were not experienced

*total percentages do not equal 100 due to rounding
**total percentages do not equal 100 because visitors could select more than one answer

Table 23. Quality rating of experience with resource/attribute
(N=number of visitors groups)

| | | Rating (%) | | |
|---|---|---|---|---|
| **Attribute/resource/ experience** | **N** | Worse than expected | About the same as expected | Better than expected |
| Archeological and historic sites | 143 | 4 | 60 | 36 |
| Bear watching | 373 | 9 | 36 | 55 |
| Clean water | 328 | 1 | 60 | 39 |
| Fishing | 124 | 12 | 50 | 38 |
| Hunting | 33 | 6 | 58 | 36 |
| Native plants | 235 | 1 | 66 | 33 |
| Natural quiet/sounds of nature | 318 | 11 | 53 | 36 |
| Native wildlife | 311 | 4 | 56 | 41 |
| Bird watching | 227 | 7 | 68 | 25 |
| Recreational opportunities | 156 | 8 | 64 | 28 |
| Scenic views | 331 | 2 | 42 | 56 |
| Solitude | 298 | 12 | 51 | 37 |
| Wilderness | 329 | 4 | 50 | 46 |

*total percentages do not equal 100 due to rounding
**total percentages do not equal 100 because visitors could select more than one answer

## *Interaction with park rangers*

**Question 21a**

During this visit to Katmai NP&PRES, did you observe the presence of park rangers in park locations other than the visitor center, ranger-led tours, or bear safety briefing?

Results

- 83% of visitor groups observed the presence of park rangers in locations other than the visitor center, ranger-led tours, or bear safety briefing (see Figure 66).

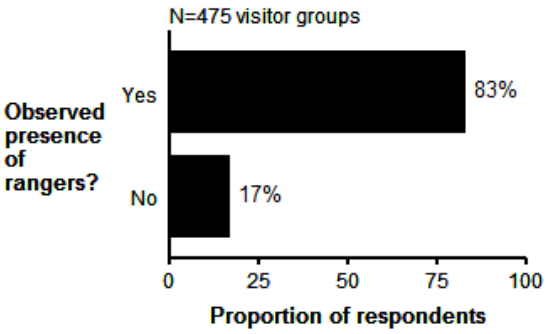


Figure 66. Visitor groups that observed presence of park rangers

**Question 21b**

How would you rate the availability of park rangers during your visit?

Results

- 87% of visitor groups felt the availability of park rangers was "about the right amount" (see Figure 67).

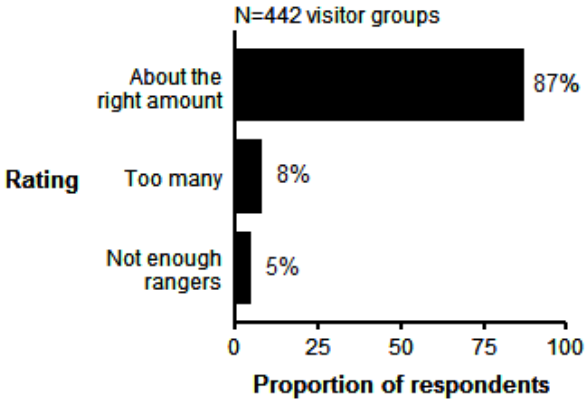


Figure 67. Availability of park rangers during visit

*total percentages do not equal 100 due to rounding

**total percentages do not equal 100 because visitors could select more than one answer

## *Crowding in the park*

**Question 25a**

For this trip, please list the number of people you saw during your first or only visit to each of the following locations.

Results

Brooks Falls Platform

- 34% of visitor groups saw 31-40 people during their first or only visit to Brooks Falls Platform (see Figure 68).
- 18% saw 1-10 people.

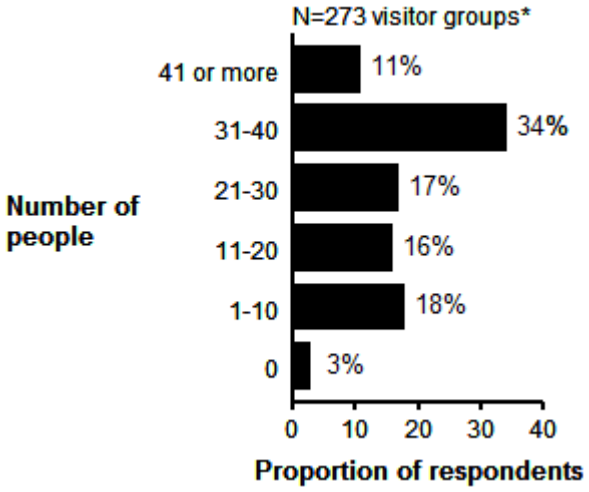


Figure 68. Number of people seen during first or only visit to Brooks Falls Platform

Brooks Riffles Platform

- 35% of visitor groups saw 1-10 people during their first or only visit to Brooks Riffles Platform (see Figure 69).
- 19% saw 11-20 people.

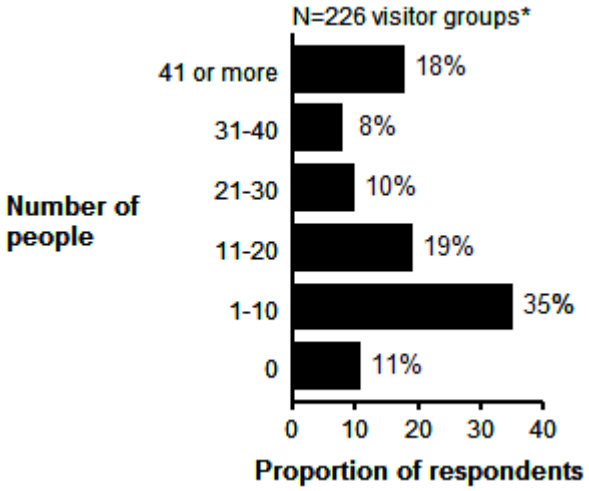


Figure 69. Number of people seen during first or only visit to Brooks Riffles Platform

*total percentages do not equal 100 due to rounding

**total percentages do not equal 100 because visitors could select more than one answer

Brooks Camp area

- 37% of visitor groups saw 41 or more people during their first or only visit to the Brooks Camp area (see Figure 70).
- 27% saw 11-20 people.

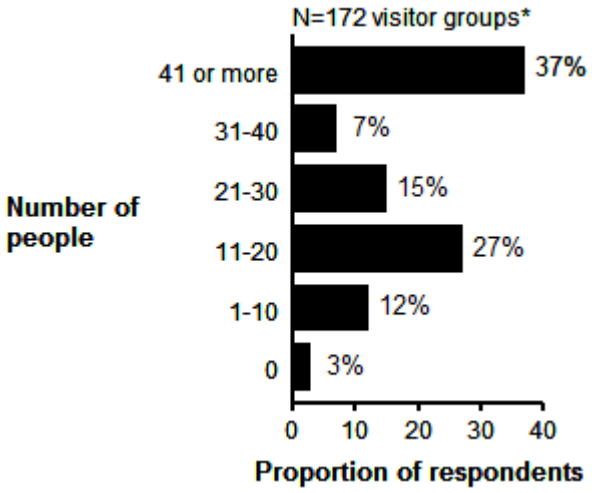


Figure 70. Number of people seen during first or only visit to the Brooks Camp area

Brooks Lower River Platform

- 44% of visitor groups saw 1-10 people during their first or only visit to Brooks Lower River Platform (see Figure 71).
- 26% saw 11-20 people.

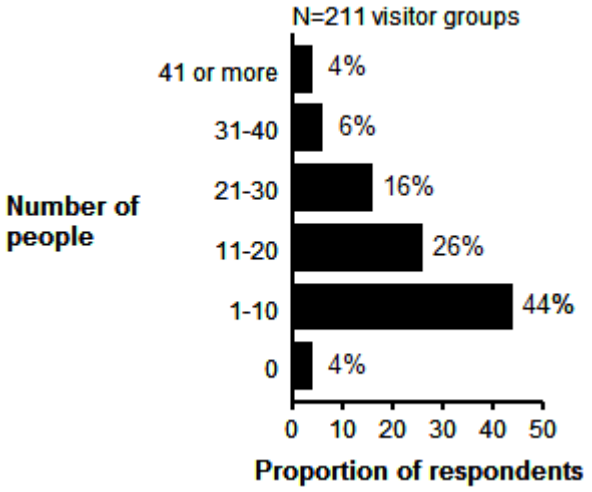


Figure 71. Number of people seen during first or only visit to Brooks Lower River Platform

*total percentages do not equal 100 due to rounding
**total percentages do not equal 100 because visitors could select more than one answer

Alagnak Wild River – **CAUTION!**

- 33% of visitor groups saw 1-10 people during their first or only visit to Alagnak Wild River (see Figure 72).

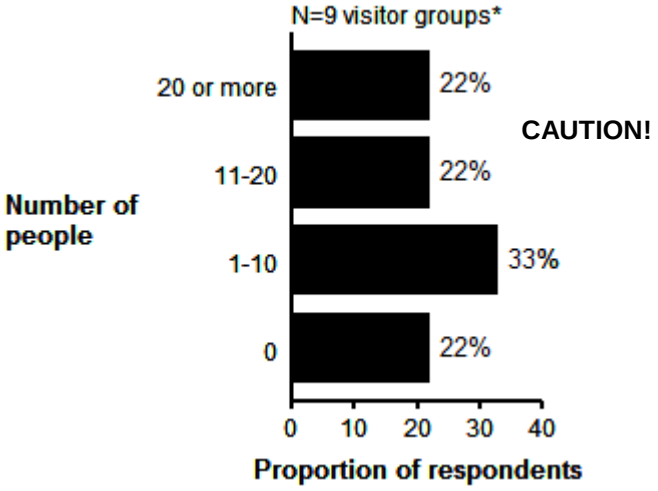


Figure 72. Number of people seen during their first or only visit to Alagnak Wild River

American Creek – **CAUTION!**

- 77% of visitor groups saw 1-10 people during their first or only visit to American Creek (see Figure 73).

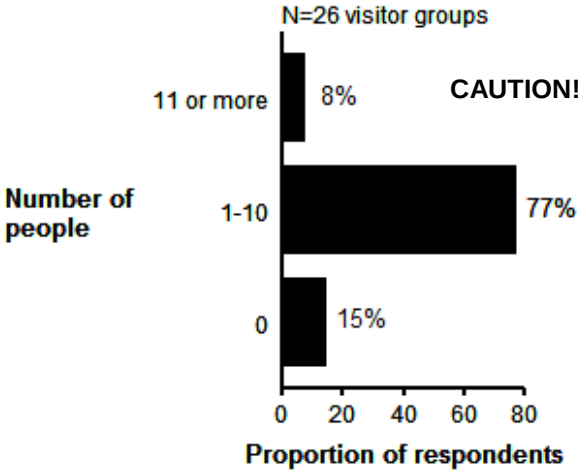


Figure 73. Number of people seen during first or only visit to American Creek

*total percentages do not equal 100 due to rounding
**total percentages do not equal 100 because visitors could select more than one answer

Moraine/Funnel Area

- 45% of visitor groups saw 1-10 people during their first or only visit to the Moraine/Funnel Area (see Figure 74).
- 24% saw 11-20 people.

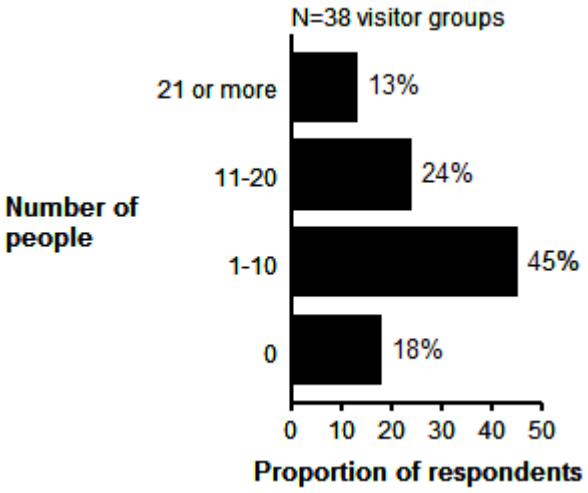


Figure 74. Number of people seen during first or only visit to the Moraine/Funnel Area

Naknek River

- 63% of visitor groups saw 1-10 people during their first or only visit to the Naknek River (see Figure 75).
- 14% saw 21 or more people.

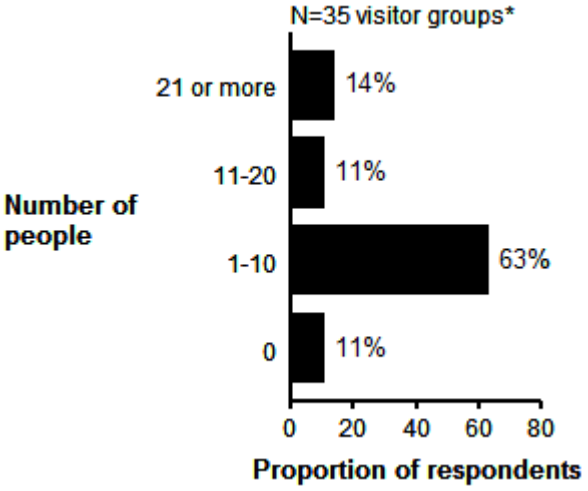


Figure 75. Number of people seen during first or only visit to the Naknek River

*total percentages do not equal 100 due to rounding
**total percentages do not equal 100 because visitors could select more than one answer

Geographic/Amalik – **CAUTION!**

- 43% of visitor groups saw 1-10 people during their first or only visit to Geographic/Amalik (see Figure 76).
- 30% saw 21 or more people.

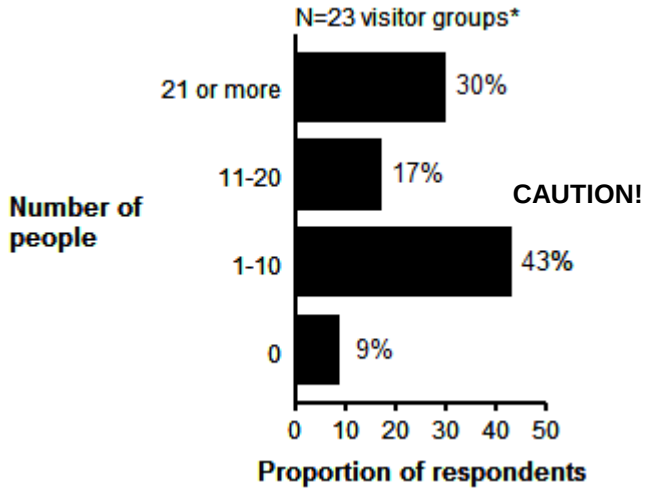


Figure 76. Number of people seen during first or only visit to Geographic/Amalik

Hallo Bay

- 32% of visitor groups saw 21-30 people during their first or only visit to the Hallo Bay (see Figure 77).
- 26% saw 11-20 people.

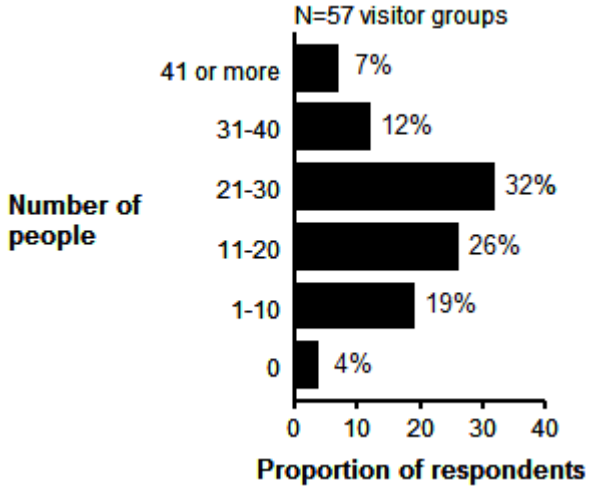


Figure 77. Number of people seen during first or only visit to the Hallo Bay

*total percentages do not equal 100 due to rounding
**total percentages do not equal 100 because visitors could select more than one answer

Kulik River

- 55% of visitor groups saw 1-10 people during their first or only visit to Kulik River (see Figure 78).

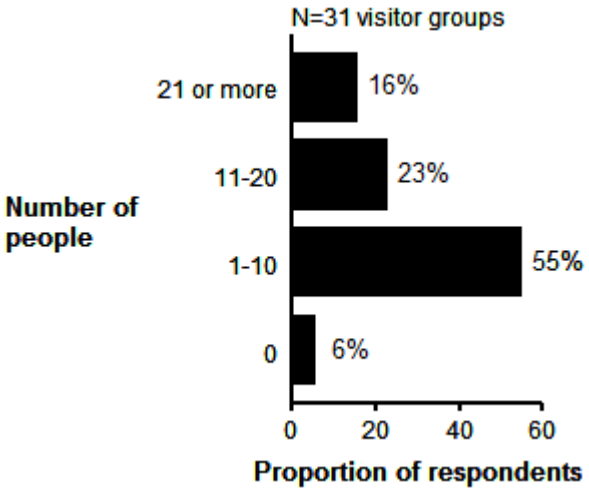


Figure 78. Number of people seen during first or only visit to Kulik River

Valley of 10,000 Smokes

- 45% of visitor groups saw 11-20 people during their first or only visit to the Valley of 10,000 Smokes (see Figure 79. Number of people seen during first or only visit to the Valley of 10,000 Smokes
- 26% saw 1-10 people.

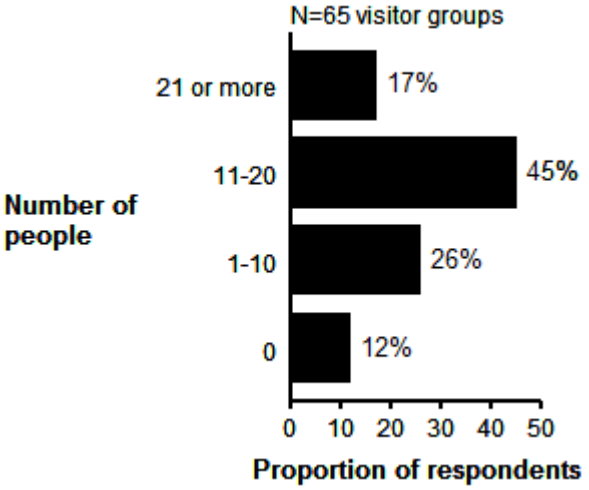


Figure 79. Number of people seen during first or only visit to the Valley of 10,000 Smokes

*total percentages do not equal 100 due to rounding
**total percentages do not equal 100 because visitors could select more than one answer

"Other" locations

- 50% of visitor groups saw 1-10 people during their first or only visit to "other" locations (see Figure 80).
- "Other" locations listed by visitor groups are in Table 24.

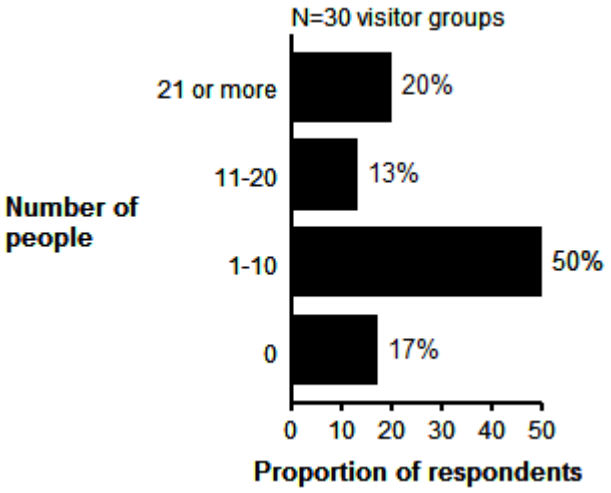


Figure 80. Number of people seen during first or only visit to "other" locations

**Table 24. "Other" locations**
(N=29; some visitor groups made more than one comment)

| Location | Number of times mentioned |
|---|---|
| Kukak Bay | 8 |
| Swikshak Lagoon | 6 |
| Brooks Lake | 2 |
| Dumpling/Dumpling Mountain | 2 |
| Nonvainuk | 2 |
| Swikshak | 2 |
| Big Ku and Little Ku | 1 |
| Big River | 1 |
| Contact Creek | 1 |
| DK Beach Name | 1 |
| Kaflia Bay | 1 |
| Margot | 1 |
| Swikshak River | 1 |

*total percentages do not equal 100 due to rounding
**total percentages do not equal 100 because visitors could select more than one answer

**Question 25B**

For the places that your group visited, how crowded did you feel?

Results

- Table 25 shows the locations in the park where visitor groups felt crowded.

Table 25. Crowding at park locations
(N=Total number of visitor groups who rated crowding at each location or did not visit that location
$n_1$=number of visitors that rated each location;
$n_2$=number of visitor groups that did not visit each location)

| | | | **Rating (%)*** | | | | | **Did not use/visit** | |
|---|---|---|---|---|---|---|---|---|---|
| **Location** | **Total** N | $n_1$ | Over crowded | Crowded | Neither crowded nor uncrowded | Somewhat uncrowded | Not at all | $n_2$ | % of total |
| Brooks Falls Platform | 287 | 162 | 30 | 0 | 35 | 10 | 25 | 125 | 44% |
| Brooks Riffles Platform | 344 | 177 | 5 | 0 | 46 | 18 | 32 | 167 | 49% |
| Brooks Camp area | 351 | 173 | 3 | 0 | 60 | 13 | 24 | 178 | 51% |
| Brooks Lower River Platform | 354 | 195 | 4 | 0 | 45 | 22 | 29 | 159 | 45% |
| Alagnak Wild River | 291 | 12 | 0 | 0 | 33 | 8 | 58 | 279 | 96% |
| American Creek | 297 | 24 | 0 | 0 | 29 | 4 | 67 | 273 | 92% |
| Moraine/Funnel Area | 295 | 34 | 6 | 0 | 32 | 15 | 47 | 261 | 88% |
| Naknek River | 295 | 38 | 3 | 0 | 26 | 11 | 61 | 257 | 87% |
| Geographic/Amalik | 286 | 26 | 8 | 0 | 42 | 12 | 38 | 260 | 91% |
| Hallo Bay | 292 | 55 | 5 | 0 | 36 | 25 | 33 | 237 | 81% |
| Kulik River | 293 | 29 | 0 | 0 | 28 | 14 | 59 | 264 | 90% |
| Valley of 10,000 Smokes | 304 | 63 | 2 | 0 | 37 | 11 | 51 | 241 | 79% |
| Other | 451 | 34 | 0 | 0 | 18 | 9 | 74 | 417 | 92% |

*total percentages do not equal 100 due to rounding
**total percentages do not equal 100 because visitors could select more than one answer

# Expenditures

## *Total expenditures inside and outside the park*

**Question 30a**

For your group, please list all expenditures for the items listed for this visit to Katmai NP&PRES.

Results

- 32% of visitor groups spent $2501-$7500 for this visit to Katmai NP&PRES (see Figure 81).
- 30% spent $1-$2500.
- 25% spent $10001 or more.
- The average visitor group expenditure was $7619.
- The median group expenditure (50% of groups spent more and 50% of groups spent less) was $5200.
- The average total expenditure per person (per capita) was $3720.
- As shown in Figure 82, the largest proportions of total expenditures inside and outside the park were:

  47% Package tour
  22% Lodge, hotel, motel, cabin, B&B, etc.
  13% Airfare
  5% Restaurant

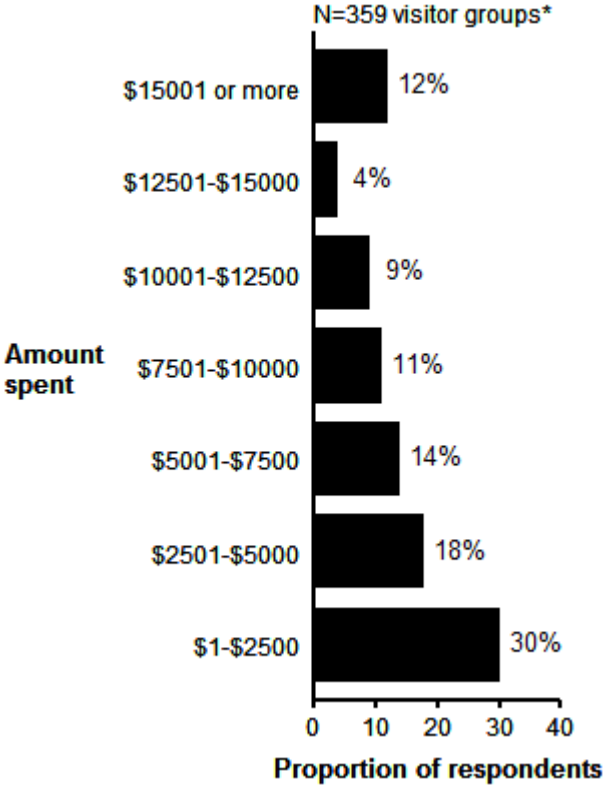


Figure 81. Total expenditures inside and outside the park

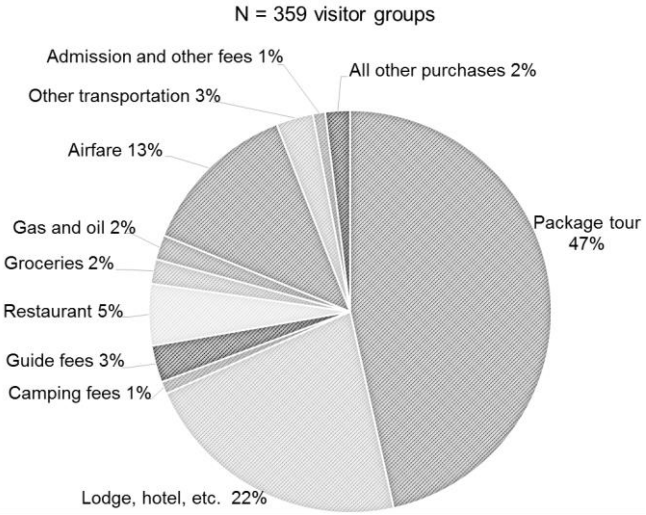


Figure 82. Proportions of total expenditures in areas inside and outside the park and in Alaska

*total percentages do not equal 100 due to rounding
**total percentages do not equal 100 because visitors could select more than one answer

## *Number of adults covered by expenditures*

**Question 30c**

How many adults (18 years or older) do these expenses cover?

Results

- 60% of visitor groups had two adults covered by expenditures (see Figure 83).
- 20% had one adult covered by expenditures.

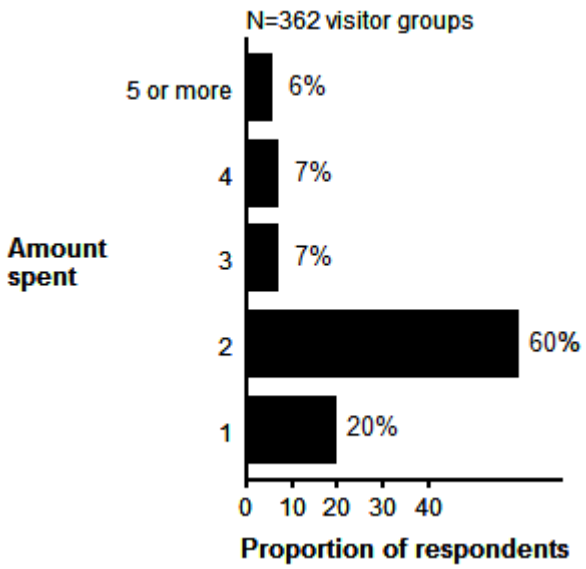


Figure 83. Number of adults covered by expenditures

## *Number of children covered by expenditures*

**Question 30c**

How many children (under 18 years) do these expenses cover?

Results

- 87% of visitor groups had no children covered by expenditures (see Figure 84).
- 12% had one or two children covered by expenditures.

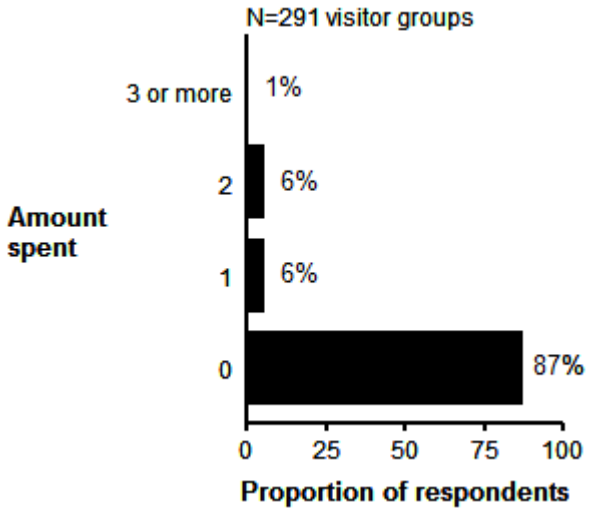


Figure 84. Number of children covered by expenditures

*total percentages do not equal 100 due to rounding

**total percentages do not equal 100 because visitors could select more than one answer

## *Expenditures inside the park*

**Question 30a**

Please list your group's total expenditures inside Katmai NP&PRES, including Brooks Camp and backcountry lodges.

Results

- 39% of visitor groups spent $1-$1000 (see Figure 85).
- 25% spent $1001-$2000.
- The average visitor group expenditure inside the park was $2977.
- The median group expenditure (50% of groups spent more and 50% of groups spent less) was $1400.
- The average total expenditure per person (per capita) was $1495.
- As shown in

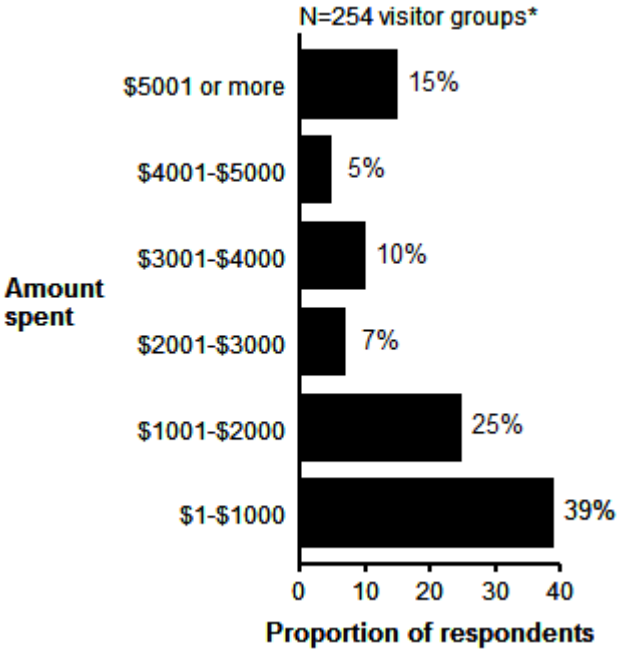


Figure 85. Total expenditures inside the park

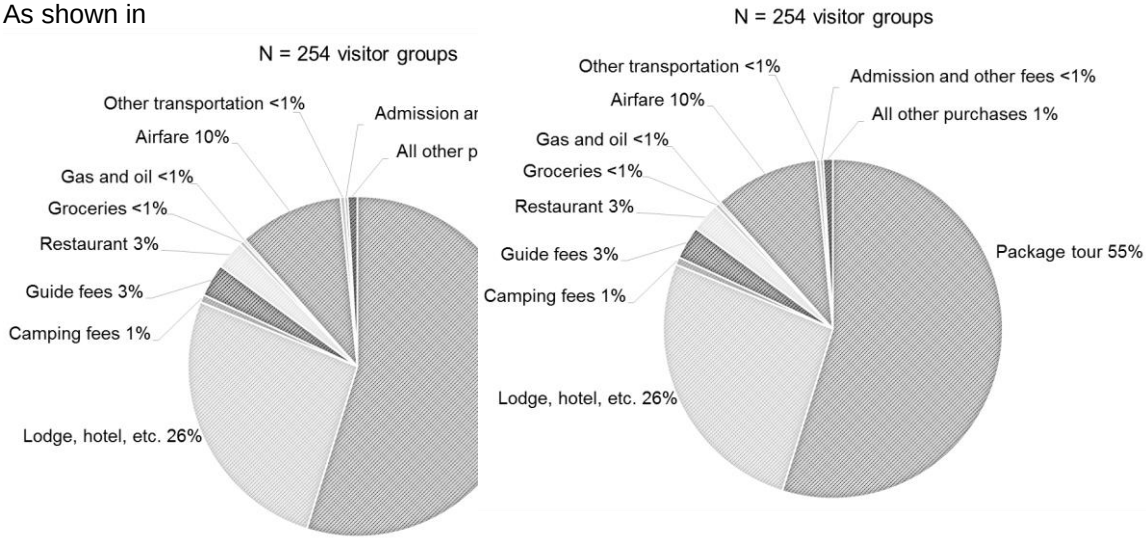


Figure 86. Proportions of total expenditures inside the park

- 
- Figure 86, the largest proportions of total expenditures inside the park were:

  55% Package tour
  26% Lodge, hotel, motel, cabin, B&B, etc.
  10% Airfare
  3% Restaurant

*total percentages do not equal 100 due to rounding
**total percentages do not equal 100 because visitors could select more than one answer

Package tour (cruise, airline, etc.)

- 26% of visitor groups spent no money on package tours inside the park (see Figure 87).
- 25% spent $1001-$2000.

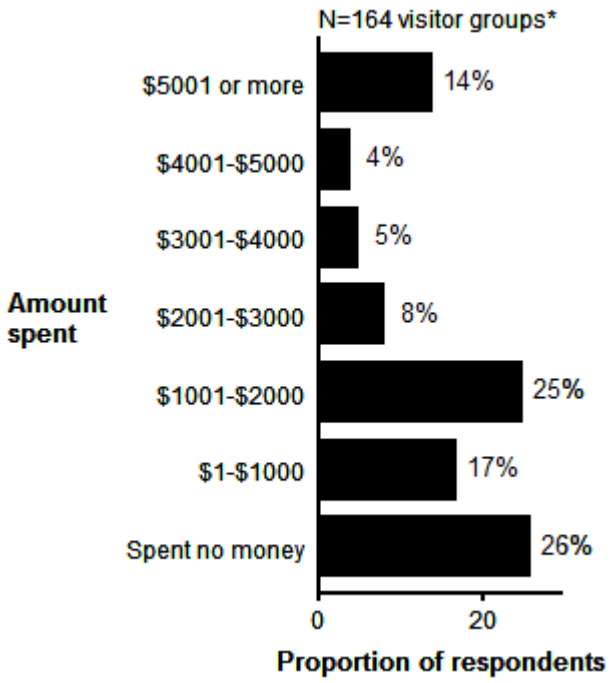


Figure 87. Expenditures for package tours inside the park

Lodge, hotel, motel, cabins, B&B, etc.

- 63% of visitor groups spent no money on lodging inside the park (see Figure 88).
- 24% spent $1-$5000 or more.

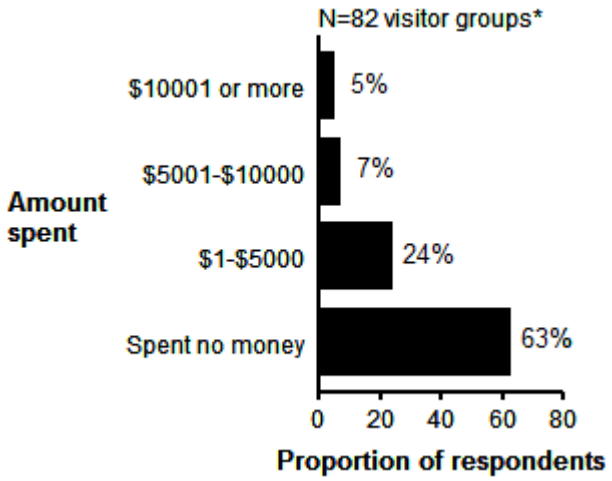


Figure 88. Expenditures for lodging inside the park

*total percentages do not equal 100 due to rounding
**total percentages do not equal 100 because visitors could select more than one answer

Camping fees and charges

- 58% of visitor groups spent no money on camping fees and charges inside the park (see Figure 89).
- 31% spent $1-$100.

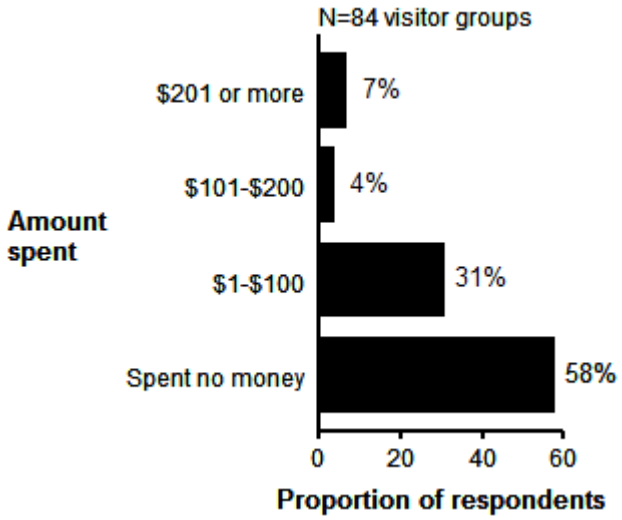


Figure 89. Expenditures for camping fees and charges inside the park

Guide fees and charges

- 63% of visitor groups spent no money on guide fees and charges inside the park (see Figure 90).
- 20% spent $1-$250.
- 16% spent $251 or more.

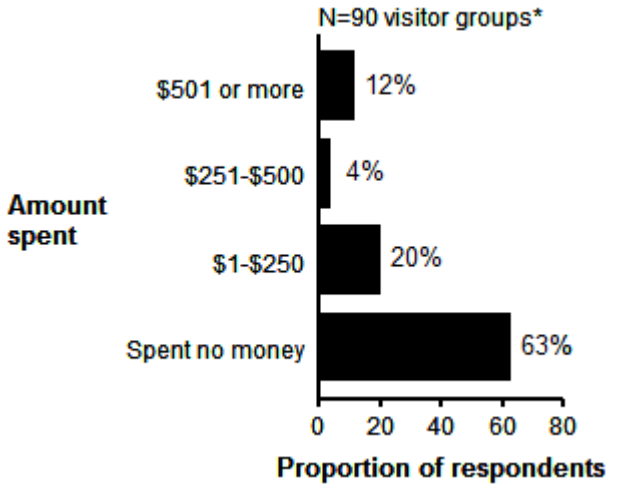


Figure 90. Expenditures for guide fees and charges inside the park

*total percentages do not equal 100 due to rounding
**total percentages do not equal 100 because visitors could select more than one answer

Restaurants and bars

- 23% of visitor groups spent no money on restaurants and bars inside the park (see Figure 91).
- 37% spent $1-$100 on restaurants and bars.
- 23% spent $101-$300.

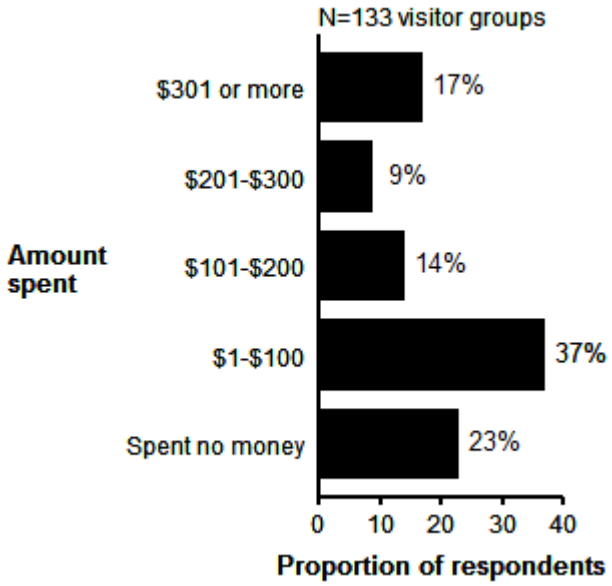


Figure 91. Expenditures for restaurants and bars inside the park

Groceries and takeout food

- 71% of visitor groups spent no money on groceries and takeout food inside the park (see Figure 92).
- 19% spent $1-$100.
- 11% spent $101 or more.

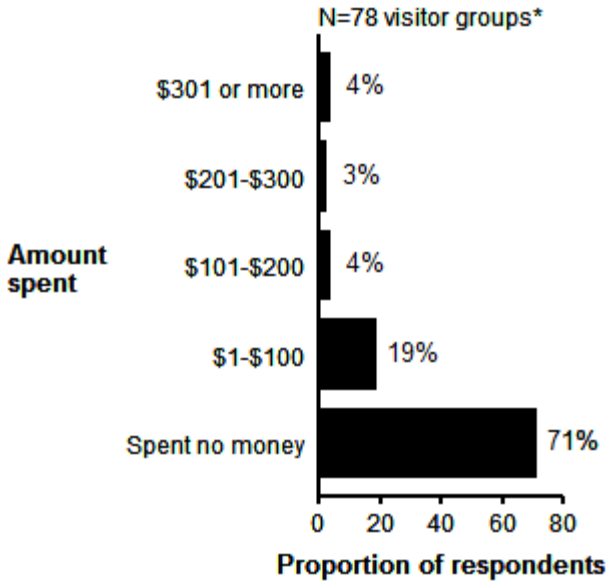


Figure 92. Expenditures for groceries and takeout food inside the park

*total percentages do not equal 100 due to rounding
**total percentages do not equal 100 because visitors could select more than one answer

Gas and oil (auto, RV, boat, etc.)

- 86% of visitor groups spent no money on gas and oil inside the park (see Figure 93).
- 10% spent $1-$200.

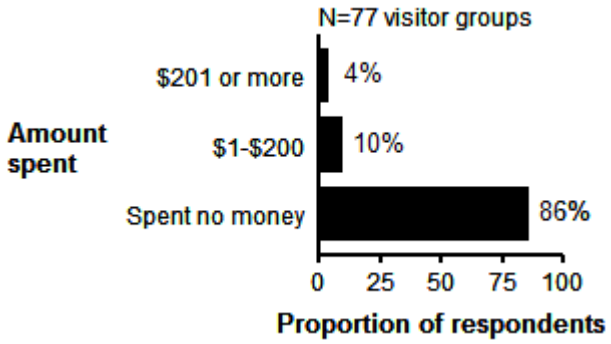


Figure 93. Expenditures for gas and oil inside the park

Airfare

- 31% spent no money on airfare inside the park (see Figure 94).
- 43% of visitor groups spent $1-$1000.

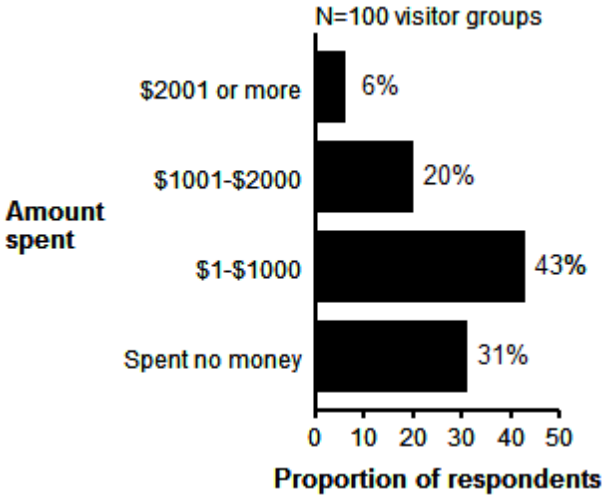


Figure 94. Expenditures for airfare inside the park

*total percentages do not equal 100 due to rounding
**total percentages do not equal 100 because visitors could select more than one answer

Other transportation NOT including airfare

- 85% of visitor groups spent no money on other transportation inside the park (see Figure 95).
- 6% spent $251-$500.

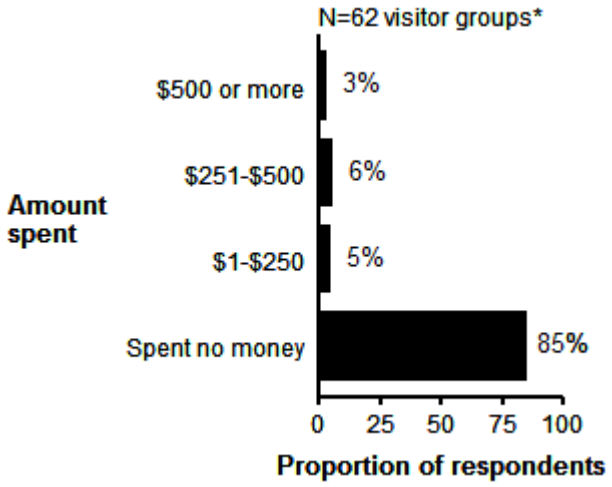


Figure 95. Expenditures for other transportation inside the park

Admission, recreation, and entertainment fees

- 75% of visitor groups spent no money on admission, recreation, and entertainment fees inside the park (see Figure 96).
- 14% spent $101 or more.
- 11% spent $1-100.

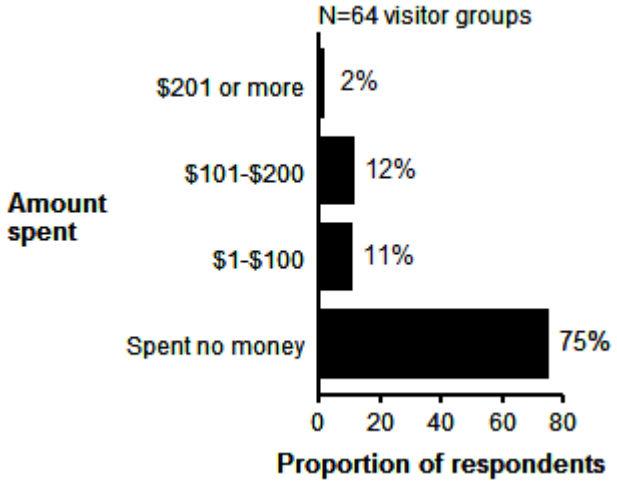


Figure 96. Expenditures for admission, recreation, and entertainment fees inside the park

*total percentages do not equal 100 due to rounding
**total percentages do not equal 100 because visitors could select more than one answer

All other purchases (souvenirs, books, postcards, sporting goods, clothing, donations, etc.)

- 21% spent no money on all other purchases inside the park (see Figure 97).
- 68% of visitor groups spent $1-$100.

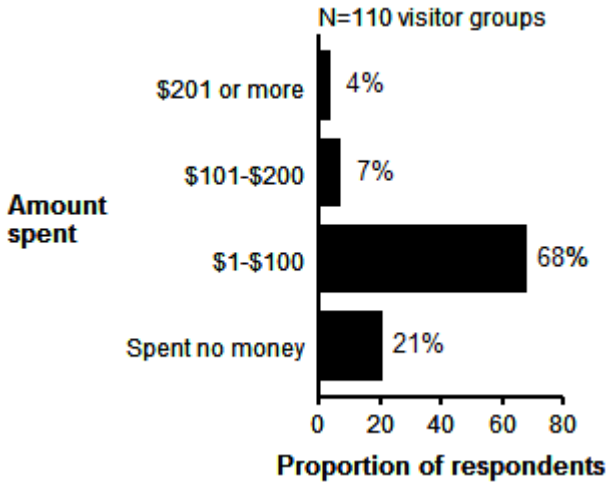


Figure 97. Expenditures for all other purchases inside the park

*total percentages do not equal 100 due to rounding
**total percentages do not equal 100 because visitors could select more than one answer

## *Expenditures in the outside area on the map*

**Question 30b**

Please list your personal group's total expenditures in the outside area on the map.

Results

- 43% of visitor groups spent $1-$1000 in the outside area on the map (see Figure 98).
- 18% spent $5001 or more.
- The average visitor group expenditure in the outside area on the map was $3443.
- The median group expenditure (50% of groups spent more and 50% of groups spent less) was $1400.
- The average total expenditure per person (per capita) was $1674.
- As shown in Figure 99, the largest proportions of total expenditures in the outside area on the map were:

  38% Lodge, hotel, motel, cabin, B&B, etc.
  31% Package tour
  19% Airfare
  3% Restaurant

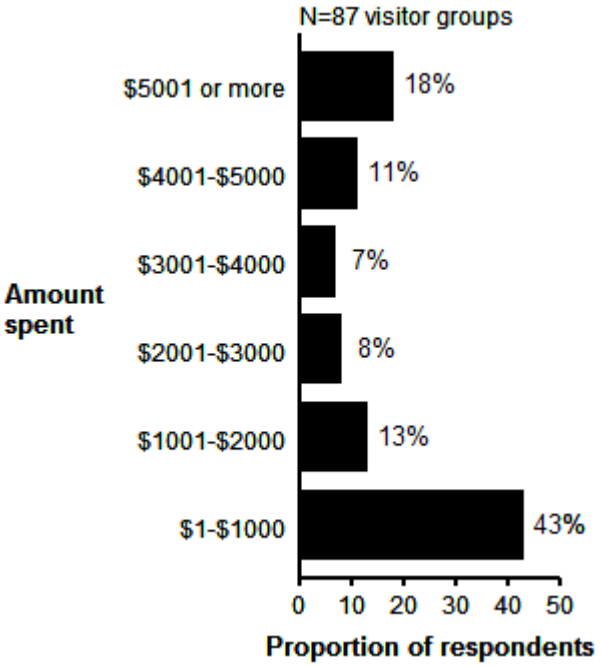


Figure 98. Total expenditures in the area on the map outside of the park

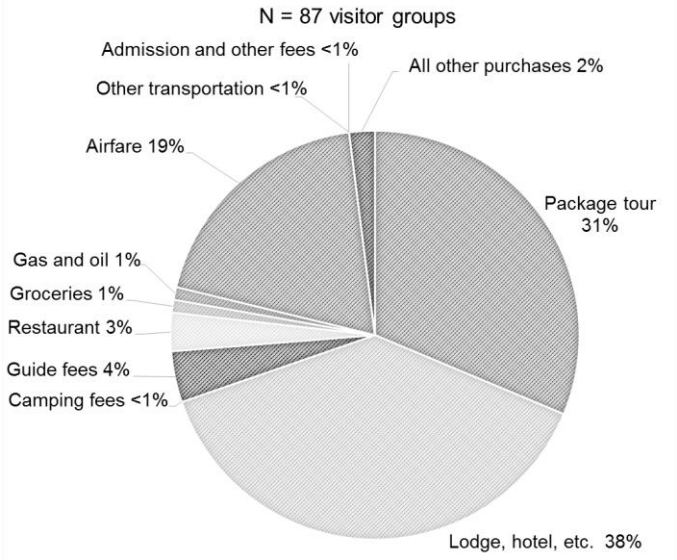


Figure 99. Proportions of total expenditures in the area on the map outside of the park

*total percentages do not equal 100 due to rounding
**total percentages do not equal 100 because visitors could select more than one answer

Package tour (cruise, airline, etc.)

- 49% of visitor groups spent no money on package tours in the outside area on the map (see Figure 100).
- 22% spent $1-$2500.

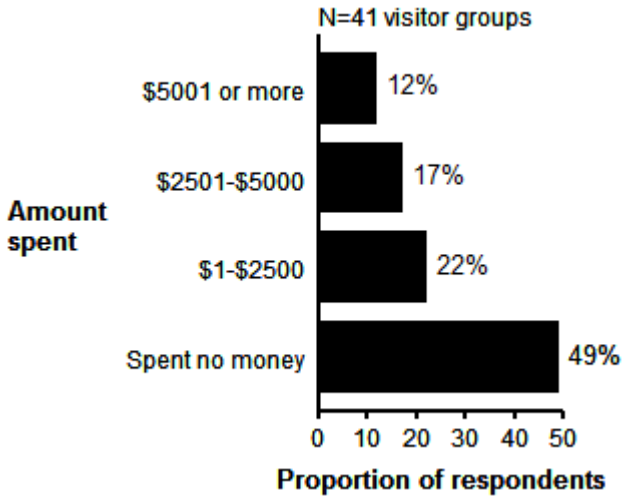


Figure 100. Expenditures for package tours in the outside area on the map

Lodge, hotel, motel, cabins, B&B, etc.

- 31% spent no money on lodging in the outside area on the map (see Figure 101).
- 39% of visitor groups spent $1-$1000.

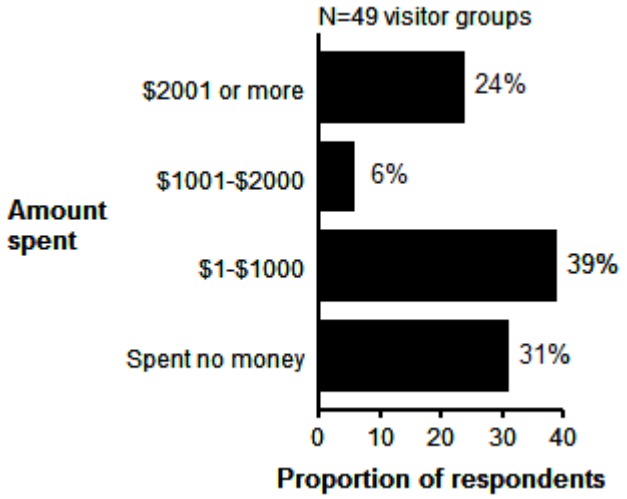


Figure 101. Expenditures for lodging in the outside area on the map

*total percentages do not equal 100 due to rounding
**total percentages do not equal 100 because visitors could select more than one answer

Camping fees and charges

- 83% of visitor groups spent no money on camping fees and charges in the outside area on the map (see Figure 102).
- 13% spent $1-$100.

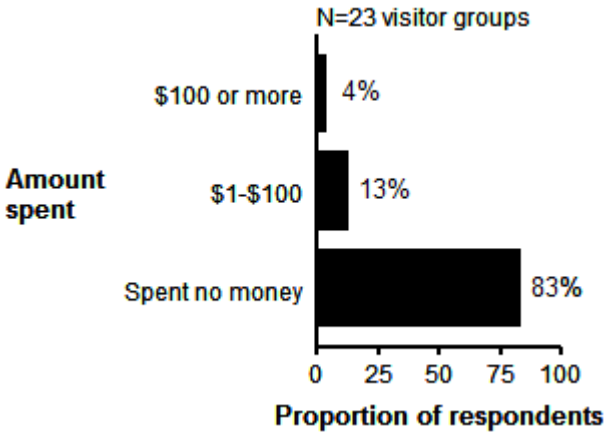


Figure 102. Expenditures for camping fees and charges in the outside area on the map

Guide fees and charges

- 83% of visitor groups spent no money on guide fees and charges in the outside area on the map (see Figure 103).
- 8% spent $1-$1000.
- 8% spent $1001 or more.

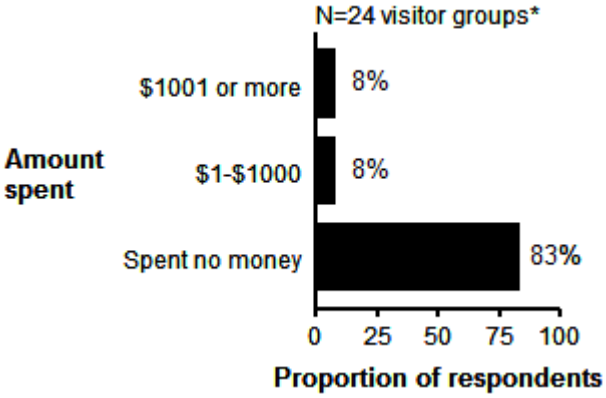


Figure 103. Expenditures for guide fees and charges in the outside area on the map

*total percentages do not equal 100 due to rounding
**total percentages do not equal 100 because visitors could select more than one answer

Restaurants and bars

- 17% spent no money on restaurants and bars in the outside area on the map (see Figure 104).
- 33% of visitor groups spent $1-$100.
- 27% spent $201 or more.

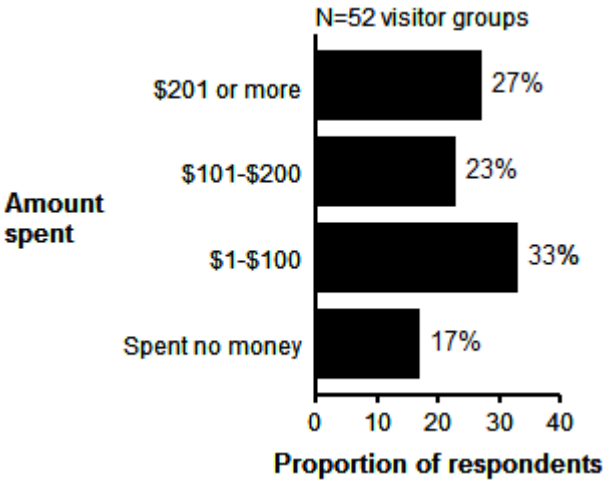


Figure 104. Expenditures for restaurants and bars in the outside area on the map

Groceries and takeout food

- 44% of visitor groups spent no money on groceries and takeout food in the outside area on the map (see Figure 105).
- 34% spent $1-$100.

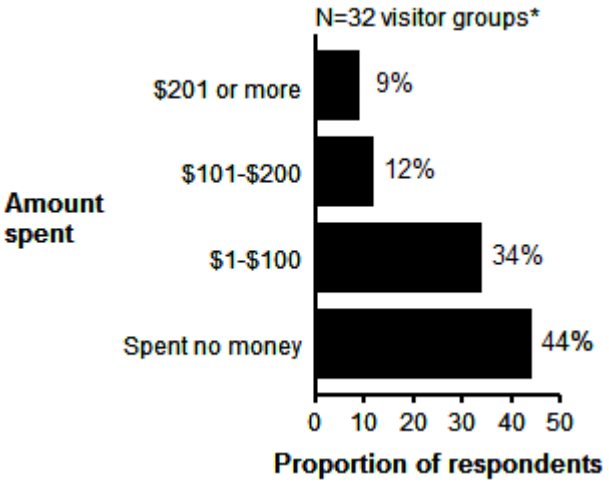


Figure 105. Expenditures for groceries and takeout food in the outside area on the map

*total percentages do not equal 100 due to rounding
**total percentages do not equal 100 because visitors could select more than one answer

Gas and oil (auto, RV, boat, etc.)

- 55% of visitor groups spent no money on gas and oil in the outside area on the map (see Figure 106).
- 21% spent $1-$100.

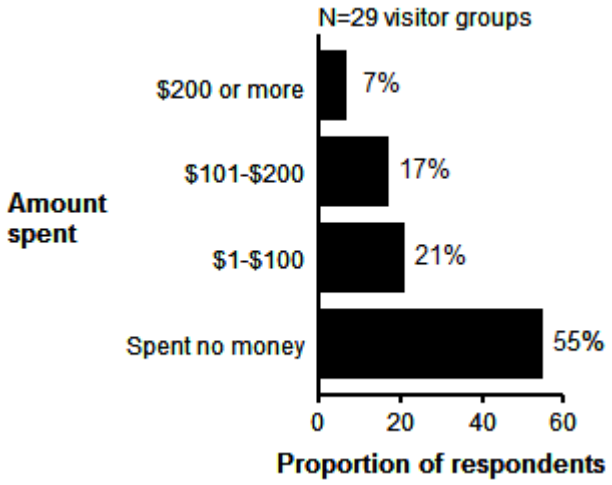


Figure 106. Expenditures for gas and oil in the outside area on the map

Airfare

- 27% spent no money on airfare in the outside area on the map (see Figure 107).
- 22% of visitor groups spent $1501 or more.

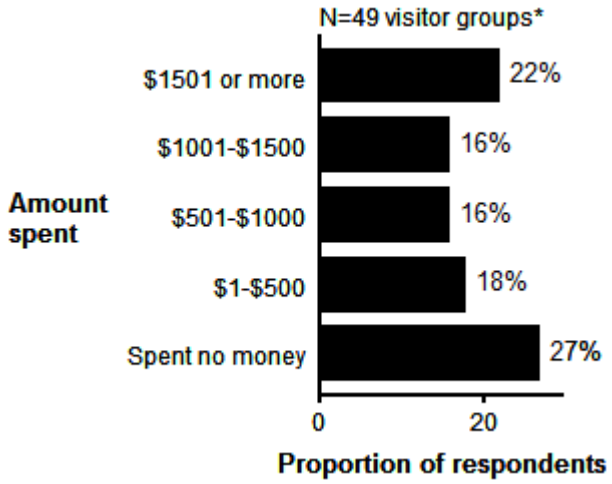


Figure 107. Expenditures for airfare in the outside area on the map

*total percentages do not equal 100 due to rounding
**total percentages do not equal 100 because visitors could select more than one answer

Other transportation NOT including airfare

- 78% of visitor groups spent no money on other transportation in the outside area on the map (see Figure 108).
- 13% spent $1-$250.

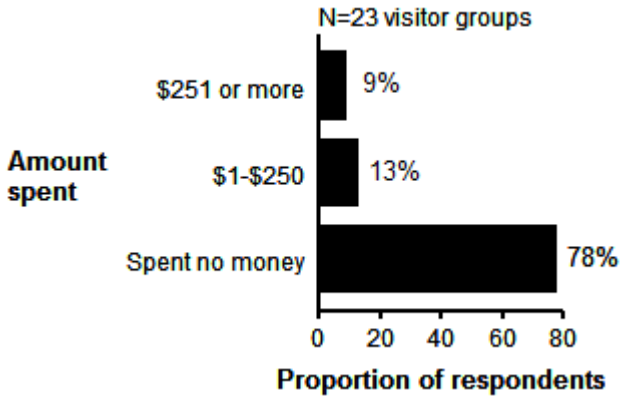


Figure 108. Expenditures for other transportation in the outside area on the map

Admission, recreation, and entertainment fees

- 76% of visitor groups spent no money on admission, recreation, and entertainment fees in the outside area on the map (see Figure 109).
- 19% spent $1-$100.

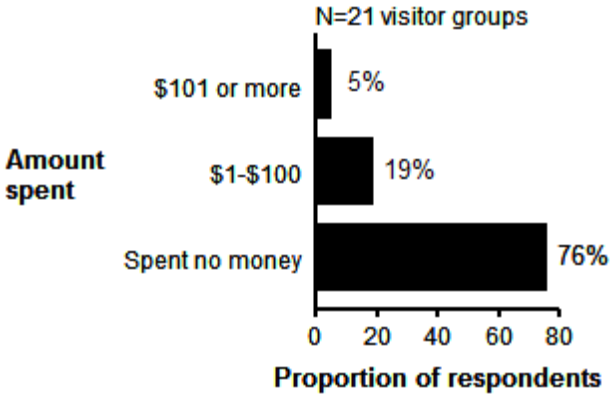


Figure 109. Expenditures for admission, recreation, and entertainment fees in the outside area on the map

*total percentages do not equal 100 due to rounding
**total percentages do not equal 100 because visitors could select more than one answer

All other purchases (souvenirs, books, postcards, sporting goods, clothing, donations, etc.)

- 35% spent no money on all other purchases in the outside area on the map (see Figure 110).
- 42% of visitor groups spent $1-$100.

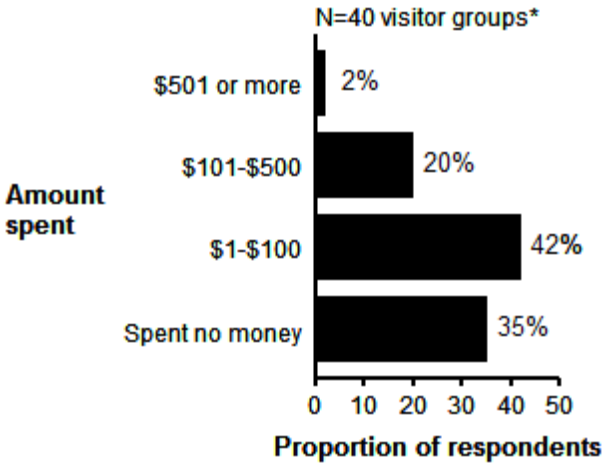


Figure 110. Expenditures for all other purchases in the outside area on the map

*total percentages do not equal 100 due to rounding
**total percentages do not equal 100 because visitors could select more than one answer

## *Expenditures in Alaska outside the map*

**Question 30b**

Please list your personal group's total expenditures in Alaska outside the map.

Results

- 38% of visitor groups spent $1-$2500 in Alaska outside the map (see Figure 111).
- 18% spent $2501-$5000.
- 20% spent $10000 or more.
- The average visitor group expenditure in Alaska outside the map was $6459.
- The median group expenditure (50% of groups spent more and 50% of groups spent less) was $3710.
- The average total expenditure per person (per capita) was $3052.
- As shown in Figure 112, the largest proportions of total expenditures in Alaska outside the map:

46% Package tour

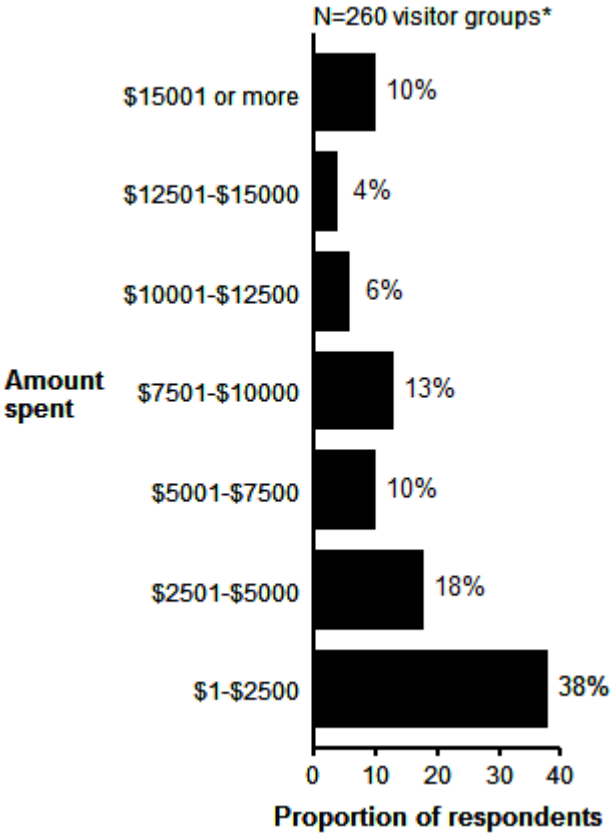


Figure 111. Total expenditures in Alaska outside the map

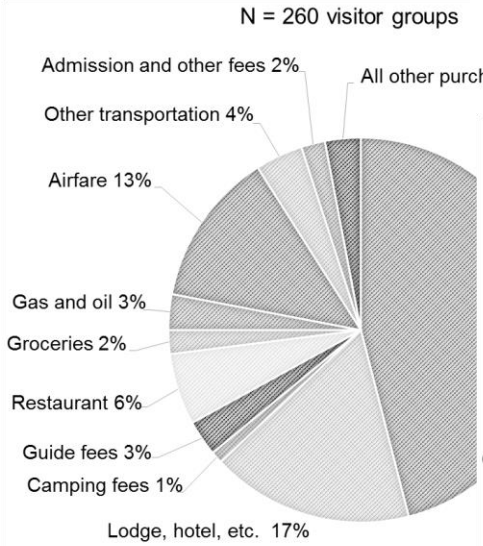


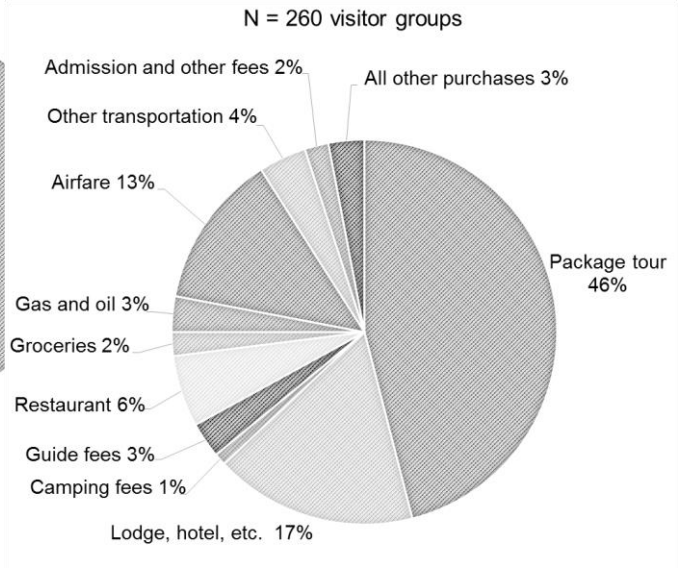


Figure 112. Proportions of total expenditures in Alaska outside the map

*total percentages do not equal 100 due to rounding

**total percentages do not equal 100 because visitors could select more than one answer

17% Lodge, hotel, motel, cabin, B&B, etc.
13% Airfare
6% Restaurant

Package tour (cruise, airline, etc.)

- 28% of visitor groups spent no money on package tours in Alaska outside the map (see Figure 113).
- 34% spent $5001 or more.
- 26% spent $1-$2000.

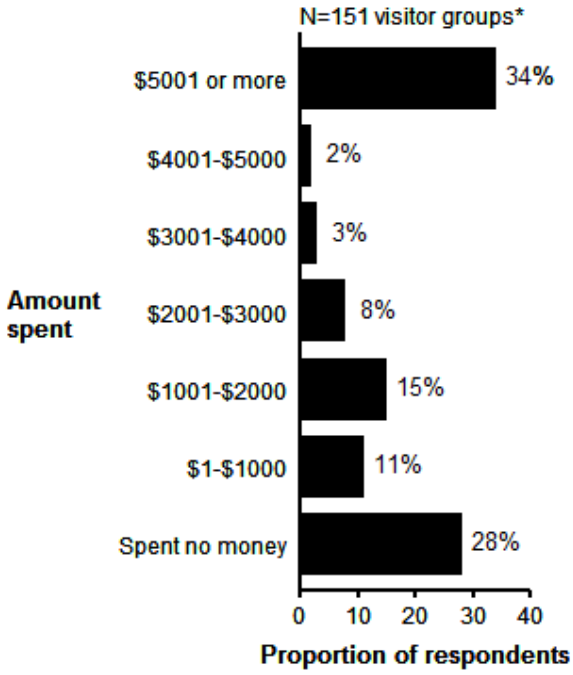


Figure 113. Expenditures for package tours in Alaska outside the map

Lodge, hotel, motel, cabins, B&B, etc.

- 13% of visitor groups spent no money on lodging in Alaska outside the map (see Figure 114).
- 47% spent $1-$1000.
- 21% spent $1001-$2000.

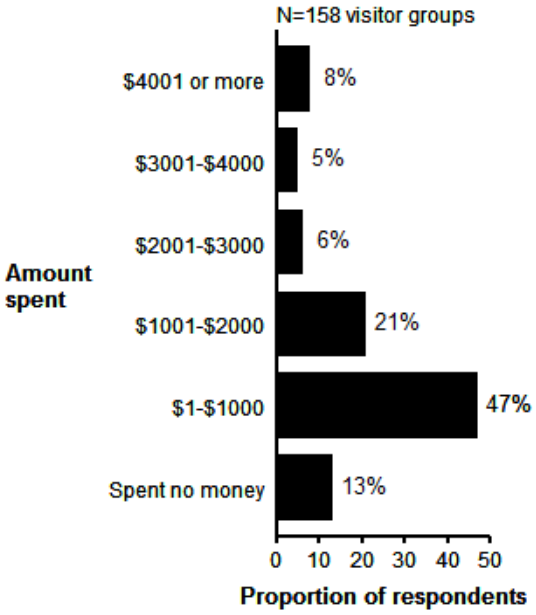


*total percentages do not equal 100 due to rounding
**total percentages do not equal 100 because visitors could select more than one answer

Figure 114. Expenditures for lodging in Alaska outside the map

*total percentages do not equal 100 due to rounding
**total percentages do not equal 100 because visitors could select more than one answer

Camping fees and charges

- 64% of visitor groups spent no money on camping fees and charges in Alaska outside the map (see Figure 115).
- 24% spent $1-$200.

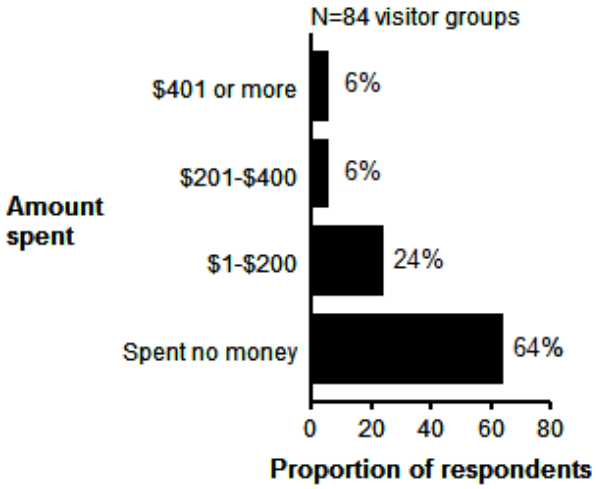


Figure 115. Expenditures for camping fees and charges in Alaska outside the map

Guide fees and charges

- 58% of visitor groups spent no money on guide fees and charges in Alaska outside the map (see Figure 116).
- 25% spent $1-$1000.
- 18% spent $1001 or more.

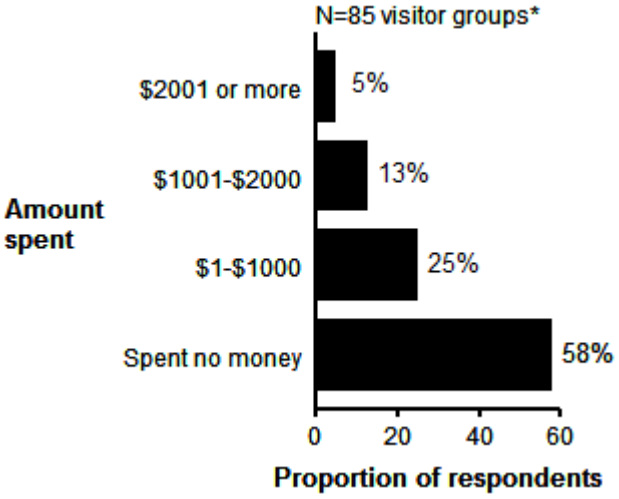


Figure 116. Expenditures for guide fees and charges in Alaska outside the map

*total percentages do not equal 100 due to rounding
**total percentages do not equal 100 because visitors could select more than one answer

Restaurants and bars

- 4% of visitor groups spent no money on restaurants and bars in Alaska outside the map (see Figure 117).
- 61% spent $1-$500.
- 21% spent $501-$1000.

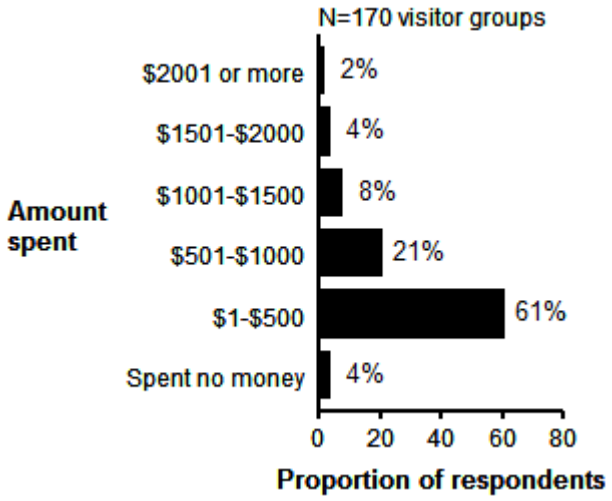


Figure 117. Expenditures for restaurants and bars in Alaska outside the map

Groceries and takeout food

- 13% of visitor groups spent no money on groceries and takeout food in Alaska outside the map (see Figure 118).
- 56% spent $1-$200.
- 19% spent $401 or more.

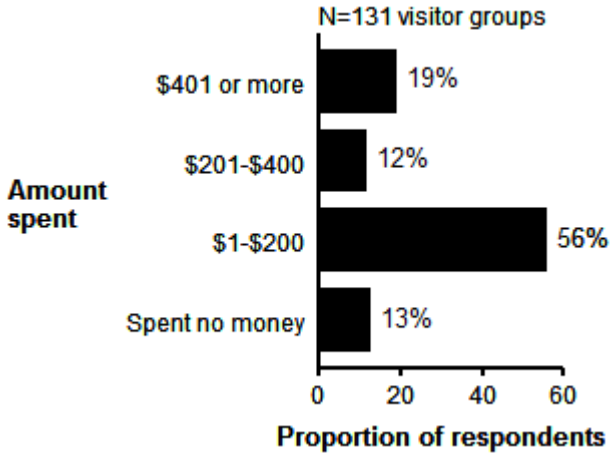


Figure 118. Expenditures for groceries and takeout food in Alaska outside the map

*total percentages do not equal 100 due to rounding
**total percentages do not equal 100 because visitors could select more than one answer

Gas and oil (auto, RV, boat, etc.)

- 16% of visitor groups spent no money on gas and oil in Alaska outside the map (see Figure 119).
- 64% spent $1-$500.
- 12% spent $501-$1000.

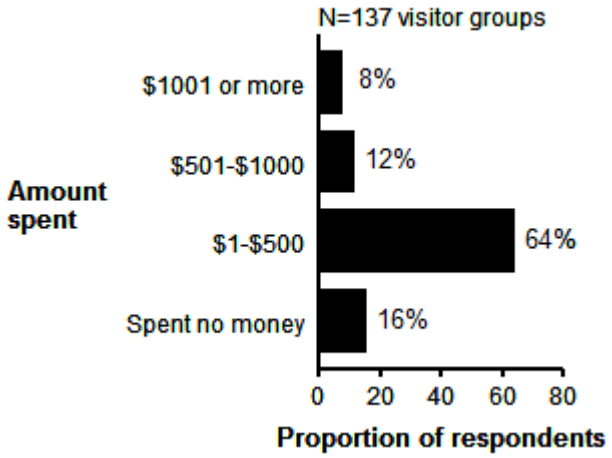


Figure 119. Expenditures for gas and oil in Alaska outside the map

Airfare

- 16% of visitor groups spent no money on airfare in Alaska outside the map (see Figure 120).
- 32% spent $1-$1000.
- 29% spent $1001-$2000.

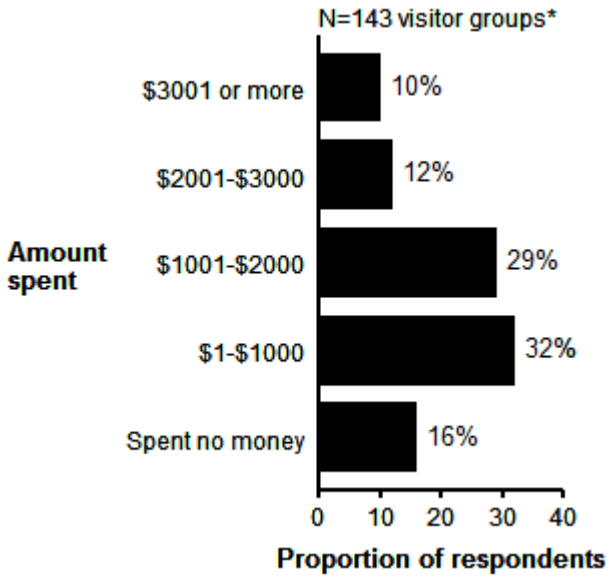


Figure 120. Expenditures for airfare in Alaska outside the map

*total percentages do not equal 100 due to rounding
**total percentages do not equal 100 because visitors could select more than one answer

Other transportation NOT including airfare

- 24% of visitor groups spent no money on other transportation in Alaska outside the map (see Figure 121).
- 37% spent $1-$500.
- 21% spent $501-$1000.

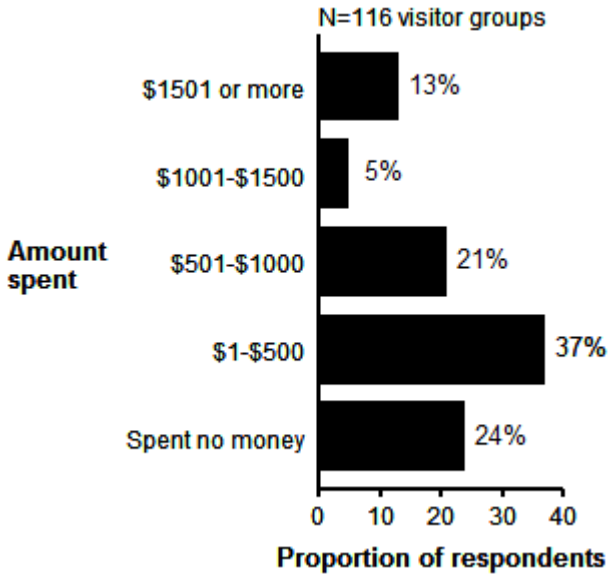


Figure 121. Expenditures for other transportation in Alaska outside the map

Admission, recreation, and entertainment fees

- 33% of visitor groups spent no money on admission, recreation, and entertainment fees in Alaska outside the map (see Figure 122).
- 55% spent $1-$500.
- 12% spent $501 or more.

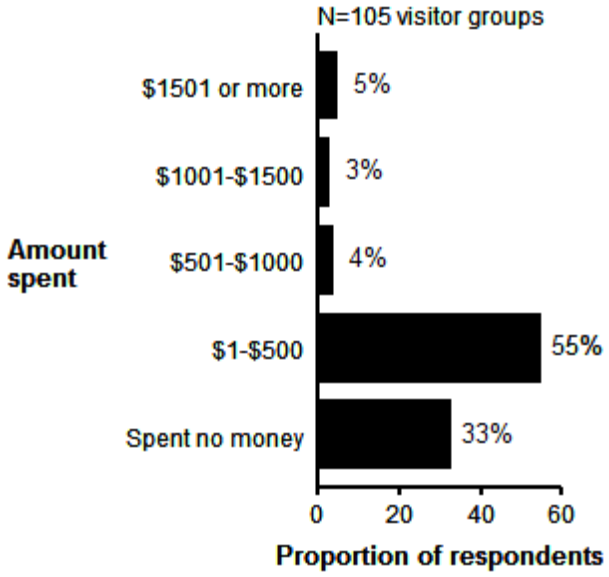


Figure 122. Expenditures for admission, recreation, and entertainment fees in Alaska outside the map

*total percentages do not equal 100 due to rounding
**total percentages do not equal 100 because visitors could select more than one answer

All other purchases (souvenirs, books, postcards, sporting goods, clothing, donations, etc.)

- 8% of visitor groups spent no money on all other purchases in Alaska outside the map (see Figure 123).
- 50% spent $1-$200.
- 41% spent $201 or more.

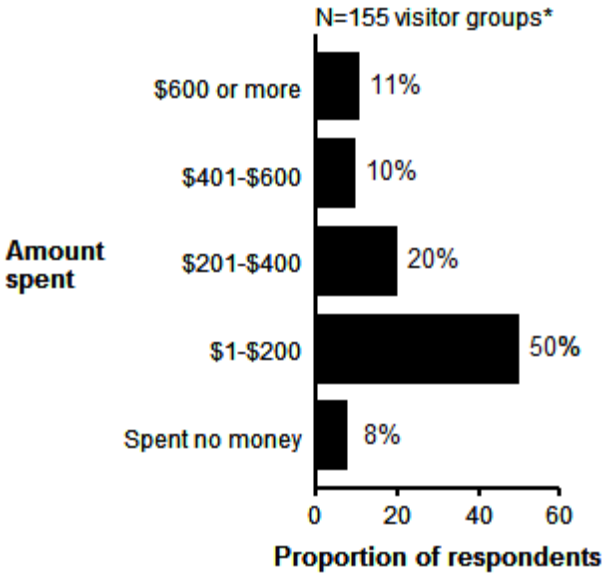


Figure 123. Expenditures for all other purchases in Alaska outside the map

*total percentages do not equal 100 due to rounding
**total percentages do not equal 100 because visitors could select more than one answer

# Preferences for Future Visits

## *Preferred topics to learn on future visit*

**Question 29b**

Please indicate all the topics your group is interested in learning or learning more about during a future visit.

Results

- 89% of visitor groups were interested in learning or learning more during a future visit (see Figure 124)

- As shown in Figure 125, of those visitor groups that were interested in learning about the park, the most common topics were:

  68% Volcanism/geology
  63% Other natural history (other than bears or fish)
  61% Brown bears

- "Other" topics (8%) were:

  Brooks River hydrology
  Economics of the park
  Environmental and ecological concerns in the area
  Effects of climate change
  Alaska's natural beauty
  Flora of the park and it's uses
  How to stop trapping of animals in Alaska
  Learn more about the region
  Native allotments in park
  Photography
  Seasons

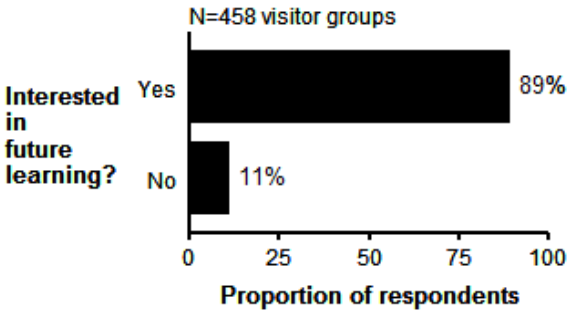


Figure 124. Visitor groups that were interested in learning or learning more during future visit

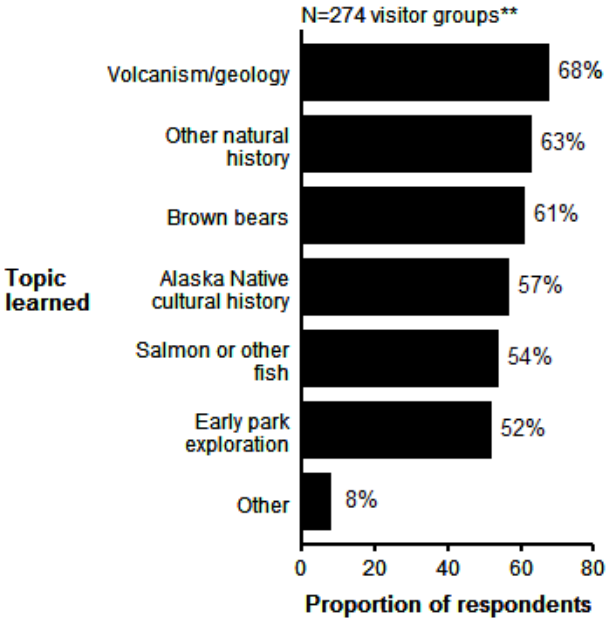


Figure 125. Topics to learn on future visit

*total percentages do not equal 100 due to rounding
**total percentages do not equal 100 because visitors could select more than one answer

# Overall Quality

**Question 24**

Overall, how would you rate the quality of the facilities, services, and recreational opportunities provided to your group at Katmai NP&PRES during this visit?

Results

- 93% of visitor groups rated the overall quality of facilities, services, and recreational opportunities as “very good” or “good” (see Figure 126).
- No visitor groups rated the quality as “very poor” or “poor.”

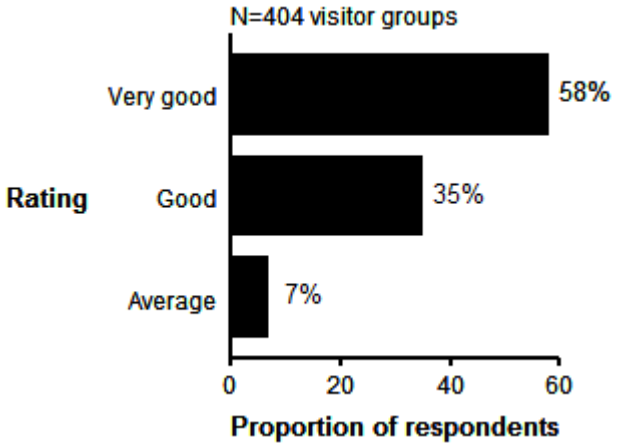


Figure 126. Overall quality rating of facilities, services, and recreational opportunities

*total percentages do not equal 100 due to rounding

**total percentages do not equal 100 because visitors could select more than one answer

# Visitor Comment Summaries

## *What visitors* liked most

**Question 22a**

What did your personal group like most about your visit to Katmai NP&PRES? (Open-ended)

Results

- 40% of visitor groups (N=445) responded to this question.
- Table 26. What visitors liked most shows a summary of visitor comments. The transcribed open-ended comments can be found in the Visitor Comments section.

Table 26. What visitors liked most
(N=686 comments; some visitor groups made more than one comment)

| Comment | Number of times mentioned |
|---|---|
| **PERSONNEL (5%)** | |
| Staff/rangers friendly, helpful and knowledgeable | 27 |
| Park/staff respectful of wilderness/wildlife/ preservation | 5 |
| **INTERPRETIVE SERVICES (1%)** | |
| Bear orientation/talk | 2 |
| Other comments | 3 |
| **FACILITIES/MAINTENANCE (2%)** | |
| Cleanliness of area | 5 |
| Viewing platforms | 4 |
| Other comments | 6 |
| **POLICY/MANAGEMENT (1%)** | |
| Freedom to move about | 3 |
| Comment | 1 |
| **CONCESSION SERVICES (2%)** | |
| Flight seeing in the area | 8 |
| Other comments | 4 |

Table 26. What visitors liked most (continued)

| Comment | Number of times mentioned |
|---|---|
| **RESOURCE MANAGEMENT (67%)** | |
| Bear watching/observing | 256 |
| Fishing | 38 |
| Watching the bears in their natural habitat | 37 |
| Pristine/wild environment | 30 |
| Seeing wildlife | 26 |
| Opportunity to observe wildlife in close proximity | 25 |
| Seeing fish | 12 |
| Bear watching was safe and well-organized | 10 |
| Valley of 10,000 Smokes | 7 |
| Birds/eagles | 6 |
| Remote quality | 4 |
| Other comments | 6 |
| | |
| **GENERAL (23%)** | |
| Scenery/landscape | 34 |
| Beautiful area | 27 |
| Photographic opportunities | 19 |
| Lack of crowds | 11 |
| Hiking | 8 |
| Nature | 8 |
| Overall experience | 7 |
| Everything | 6 |
| Peacefulness/tranquility | 6 |
| Silence/quiet | 6 |
| Solitude | 6 |
| Interactions with other visitors | 3 |
| Enjoyed camping | 2 |
| Good weather | 2 |
| Other comments | 15 |

## *What visitors liked least*

**Question 22b**

What did your personal group like least about your visit to Katmai NP&PRES? (Open-ended)

Results

- 29% of visitor groups (N=323) responded to this question.
- Table 27. What visitors liked least shows a summary of visitor comments. The transcribed open-ended comments can be found in the Visitor Comments section.

Table 27. What visitors liked least
(N=351 comments; some visitor groups made more than one comment)

| Comment | Number of times mentioned |
|---|---|
| **PERSONNEL (3%)** | |
| Staff behavior rude/inconsiderate/unprofessional | 11 |
| Comment | 1 |
| | |
| **INTERPRETIVE SERVICES (2%)** | |
| Needed more information prior to visit | 3 |
| Other comments | 4 |
| | |
| **FACILITIES/MAINTENANCE (7%)** | |
| Lack of/not enough bathrooms | 4 |
| Limited facilities at campground | 3 |
| Lack of hiking trails | 2 |
| No shelter against weather | 2 |
| Trails not well marked | 2 |
| Trash in the park | 2 |
| Viewing platform too small/too crowded | 2 |
| Other comments | 7 |
| | |
| **POLICY/MANAGEMENT (30%)** | |
| Crowded/too many people | 22 |
| Delays/long wait times | 22 |
| Visitors not following park rules/inconsiderate/rude | 15 |
| Cost of visiting the park | 10 |
| Felt unsafe to walk alone (increase ranger presence) | 7 |
| Noise from airplanes | 7 |
| Photographers/photographic equipment conflicts | 7 |
| Large number of airplanes | 6 |
| Unable to view bears due to crowds | 3 |
| Airplane landings disturbs the bears | 2 |
| Other comments | 6 |

Table 27. What visitors liked least (continued)

| Comment | Number of times mentioned |
|---|---|
| **RESOURCE MANAGEMENT (1%)** | |
| Human pressure on wildlife | 2 |
| Comment | 1 |
| | |
| **CONCESSION SERVICES (10%)** | |
| Choices of places to eat/menu options/hours are limited | 13 |
| Food expensive/not very good | 8 |
| Long flight delays/waits | 3 |
| Bunk beds | 2 |
| Lack of information from charter | 2 |
| Other comments | 6 |
| | |
| **GENERAL (47%)** | |
| Nothing - everything was great | 35 |
| Nothing | 31 |
| Weather | 20 |
| Bugs | 19 |
| Not enough time/wanted to see more of the park | 17 |
| Not seeing enough/any bears | 13 |
| People | 6 |
| Lack of spawning salmon | 3 |
| Walk to the platform | 3 |
| Difficult to get to the park | 2 |
| Other comments | 15 |

## *Planning for the future*

**Question 31**

If you were a manager planning for the future of Katmai NP&PRES, what would your personal group propose? (Open-ended)

Results

- 18% of visitor groups (N=201) responded to this question.
- Table 28. Planning for the future shows a summary of visitor comments. The transcribed open-ended comments can be found in the Visitor Comments section.

Table 28. Planning for the future
(N=287 comments; some visitor groups made more than one comment)

| Comment | Number of times mentioned |
|---|---|
| **PERSONNEL (6%)** | |
| Improve management of crowds/rules | 5 |
| Fewer rangers | 2 |
| Improve system for bear jams to reduce wait times | 2 |
| Provide ranger accompanied walks to platforms | 2 |
| Other comments | 6 |
| | |
| **INTERPRETIVE SERVICES (9%)** | |
| Continue educating to preserve wilderness | 3 |
| Provide information about times/places of bear sightings | 3 |
| Improve bear orientation talk | 2 |
| Improve website; provide more information | 2 |
| Other comments | 15 |
| | |
| **FACILITIES/MAINTENANCE (17%)** | |
| More/larger viewing platforms | 16 |
| Bleacher style platform for better bear viewing | 4 |
| Update/increase bathroom/shower facilities at Brooks Camp | 4 |
| Continued expansion of walkways | 3 |
| Do not move Brooks Lodge/campground | 3 |
| Keep development to minimum | 2 |
| Provide more resting/seating areas | 2 |
| Other comments | 16 |

Table 28. Planning for the future (continued)

| Comment | Number of times mentioned |
|---|---|
| **POLICY/MANAGEMENT (43%)** | |
| Keep it as is | 19 |
| Keep as natural/wild as possible | 18 |
| Limit/reduce number of day use visitors | 17 |
| Limit/reduce number of visitors | 16 |
| Improve access/options to the park to reduce costs/time/impact | 7 |
| No more development/commercialization | 6 |
| Eliminate/limit planes landing at Hallo Bay | 4 |
| Limit photographic equipment size/numbers | 4 |
| Keep fees minimal | 3 |
| Preserve/protect park | 3 |
| Prohibit landing planes on beaches | 3 |
| Reduce/limit air traffic | 3 |
| Advertise park facilities/activities | 2 |
| No Pebble Mine | 2 |
| Other comments | 18 |
| | |
| **RESOURCE MANAGEMENT (11%)** | |
| Priority to protect bears/wildlife | 9 |
| Keep/improve bear viewing time limit system | 5 |
| Implement reservations for bear viewing | 4 |
| Bear research | 3 |
| Other comments | 10 |
| | |
| **CONCESSIONS (8%)** | |
| Improve food quality/selection | 4 |
| Other comments | 20 |
| | |
| **GENERAL (5%)** | |
| Keep up the good work | 7 |
| Other comments | 8 |

## *Additional comments*

**Question 32**

Is there anything else your personal group would like to tell us about your visit to Katmai NP&PRES? (Open-ended)

Results

- 16% of visitor groups (N=183) responded to this question.
- Table 29 shows a summary of visitor comments. The transcribed open-ended comments can be found in the Visitor Comments section.

Table 29. Additional comments
(N=263 comments; some visitor groups made more than one comment)

| Comment | Number of times mentioned |
|---|---|
| **PERSONNEL (10%)** | |
| Staff helpful/friendly/informative | 12 |
| Provide ranger at falls during viewing hours | 2 |
| Rangers more flexible on restrictions, fines | 2 |
| Other comments | 10 |
| **INTERPRETIVE SERVICES (5%)** | |
| Improve bear orientation | 3 |
| Other comments | 11 |
| **FACILITIES/MAINTENANCE (6%)** | |
| Other comments | 15 |
| **POLICY/MANAGEMENT (18%)** | |
| Keep it wild/pristine | 13 |
| Limit commercialization | 4 |
| Limit flights/flightseeing | 3 |
| Limit visitation | 3 |
| Survey is too long/complicated | 3 |
| Other comments | 22 |
| **RESOURCE MANAGEMENT (3%)** | |
| Other comments | 7 |
| **CONCESSION SERVICES (7%)** | |
| Other comments | 19 |

Table 29. Additional comments (continued)

| Comment | Number of times mentioned |
|---|---|
| **GENERAL (51%)** | |
| Amazing experience/visit | 56 |
| Bear viewing was amazing opportunity | 11 |
| Beautiful area | 11 |
| Wonderful park | 7 |
| Will return | 6 |
| Loved it | 5 |
| Expensive | 2 |
| Keep up the good work | 2 |
| Love being close to bears | 2 |
| Not enough time | 2 |
| Other comments | 30 |

# Visitor Comments

This section contains visitor responses to open-ended questions.

**Question 22a**

What did your personal group like most about your visit to Katmai NP&PRES? (Open-ended)

- A lot of bears
- Ability to observe bears up close without seeming to disturb them
- Ability to see the bears up close catching salmon
- Ability to walk freely, albeit guarded, to within safe distance of the bears
- Ability to watch bears fishing
- Accessibility for older and disabled individuals
- Amazing rangers and wonderful bear interactions and viewing
- Balance of controlled/well managed bear/people sharing space and being in a wild place with every chance to encounter a bear outside of viewing areas
- Bear - bear - bear
- Bear activity up and personal
- Bear and salmon watching
- Bear interaction and viewing
- Bear photography
- Bear sightings
- Bear up close
- Bear view at falls
- Bear viewing
- Bear viewing
- Bear viewing
- Bear viewing
- Bear viewing
- Bear viewing
- Bear viewing
- Bear viewing
- Bear viewing
- Bear viewing
- Bear viewing
- Bear viewing
- Bear viewing
- Bear viewing
- Bear viewing
- Bear viewing
- Bear viewing
- Bear viewing
- Bear viewing
- Bear viewing
- Bear viewing

- Bear viewing and photography
- Bear viewing and scenery
- Bear viewing and seeing so many. Camping on a beautiful night (no rain).
- Bear viewing at falls platform
- Bear viewing at falls, watching rangers track the bears
- Bear viewing experience - incredible
- Bear viewing from the platform was very interesting and fun. Viewing was also good from the wait platform at the Riffles.
- Bear viewing platform
- Bear viewing platforms
- Bear viewing up close and personal
- Bear viewing was excellent. National Park staff really helpful especially Aaron and Lisa.
- Bear viewing was exciting, unique and outstanding
- Bear viewing without possibility of hunting
- Bear viewing without the crowds. Went in mid-September and at times we were the only people on the platforms.
- Bear viewing, behavioral study during salmon trek season
- Bear viewing, flight-seeing landscape
- Bear viewing, remoteness, Valley of the 10,000 Smokes.
- Bear viewing, scenery
- Bear viewing, wilderness experience
- Bear viewing, wildlife viewing, photography
- Bear viewing/experience
- Bear viewing/photography
- Bear viewing; helpfulness and friendliness of all rangers; absolutely wonderful organization at the bridge and falls viewing area - the 1 hour time limit was extremely well done
- Bear watch and friendly rangers
- Bear watching
- Bear watching
- Bear watching
- Bear watching
- Bear watching
- Bear watching
- Bear watching
- Bear watching
- Bear watching
- Bear watching
- Bear watching
- Bear watching
- Bear watching
- Bear watching
- Bear watching
- Bear watching
- Bear watching

- Bear watching
- Bear watching
- Bear watching
- Bear watching
- bear watching
- Bear watching - this was the whole reason we came and we were not disappointed
- Bear watching and flight
- Bear watching and scenery
- Bear watching and the park rangers were friendly even in their attempt to get people moving along
- Bear watching close to bears
- Bear watching, fishing
- Bear watching, not too many visitors
- Bear watching. Seaplane flight over volcanoes.
- Bear, nature
- Bears
- Bears
- Bears
- Bears
- Bears
- Bears
- Bears
- Bears
- Bears
- Bears
- Bears
- Bears
- Bears
- Bears
- Bears
- Bears
- Bears
- Bears
- Bears
- Bears
- Bears
- Bears
- Bears
- Bears
- Bears
- Bears
- Bears
- Bears
- Bears
- Bears - eagles - snowcapped mountains - pristine nature
- Bears - fish
- Bears and beautiful backcountry

- Bears and berries
- Bears and birds
- Bears and fly-over of 10,000 Smoke's surrounding landscape
- Bears and men can live in peace together
- Bears and not too many people at Geographic Harbor
- Bears and salmon
- Bears and the people we met camping
- Bears and Valley of 10000 Smokes
- Bears at Brooks
- Bears at falls
- Bears at Moraine Creek
- Bears at platform. Hike up Dumpling Mountain.
- Bears feeding at the falls
- Bears in the wild while fishing
- Bears interacting at the falls
- Bears romping on beaches
- Bears up close
- Bears were incredible
- Bears! Overall scenery. The float plane trip to/from KNP.
- Bears! Wildlife.
- Bears, beauty of Katmai
- Bears, birds, landscape
- Bears, friendly rangers
- Bears, how well rangers balanced bears and people
- Bears, landscape
- Bears, low numbers of other tourists, and no boardwalks/commercialism - still wild
- Bears, peacefulness, beautiful scenery
- Bears, scenery
- Bears, scenery, quiet when it was possible
- Bears, silence
- Bears, talking to rangers, and a very close encounter with a bear (his fault, not ours)
- Bears, view
- Bears. Friendly staff/rangers
- Bears. They were so fun to watch.
- Bears/isolation
- Beautiful
- Beautiful landscape, bears, flora and fauna
- Beautiful nature and wildlife (bears)
- Beautiful scenery and excellent fishing
- Beautiful, remote landscape and wildlife
- Beautiful; tranquil; clean; abundant wildlife
- Beauty of landscape, mountains and bays. The bears and birds!
- Beauty of vast landscape where we could observe bears safely
- Beauty/unspoiled location

- Being able to observe the bears in their natural habitat - great pictures too
- Being so close to the bears
- Camping, fly fishing, bear watching and hike to Dumpling Mountain
- Chance to photograph bears from the upper falls
- Changes in Valley of 10,000 Smokes since 1976
- Clean and orderly
- Clean and really put animals first
- Clean and well run
- Close contact with animals
- Close proximity to bears
- Close proximity to bears for photos
- Closeness to bears
- Closeness to the bears
- Closeness to the bears, low crowds
- concern of habitat for animals
- Da Bears
- Ease of seeing bears from both platforms
- Easy access, no permits, no fees
- Enjoying bears while still feeling very safe
- Everyone was so helpful and friendly. We felt welcome.
- Everything
- Everything
- Everything
- Everything
- Everything! The bears were awesome!
- Experience
- Falls
- Falls bears
- Falls platform and bear watching
- Fish
- Fishing
- Fishing
- Fishing
- Fishing
- Fishing
- Fishing
- Fishing - bear and other animal sightings
- Fishing - would prefer more catching
- Fishing (primary), photography, and birding
- Fishing and bears
- Fishing and bears
- Fishing and scenery
- Fishing for sockeyes, bears, walking around the river and lake area
- Fishing for trout, seeing all the sockeyes, bears. Clear waters. Beautiful river.

- Fishing in backcountry
- Fishing, bear viewing
- Fishing, bear, scenery
- Fishing, bears
- Fishing, bears and wildlife, scenery; all
- Fishing, learning about bear social behavior, friendliness of Katmailand staff and rangers. All staff was helpful and friendly while knowledgeable.
- Fishing, vistas, wildlife
- Freedom to view bears with as few restrictions as possible
- Freedom to view bears. Bear orientation was good. Friendly rangers.
- Gift from the gods
- God's creation - natural beauty
- Good fishing in park
- Good opportunities to watch bears
- Great anchorage, bears, scenery
- Great fishing
- Great insights through well-trained park rangers
- High quality fishery
- Hike to the falls - nice even without seeing any bears
- Hiking, fishing and the bears
- How closely you could observe bears
- I came to fish. I liked catching fish. This was third year up there, and planning on going back next.
- Isolated but comfortable
- It was a fantastic experience. Viewing the bears!
- It was wonderful to see the bears in their natural habitat. Thank you!
- It's natural beauty and the untouched landscape
- It's so incredibly beautiful
- Katmai Lodge and bears
- Living among and observing the bears
- Lots of bears! Great fly fishing. Loved kayaking on the lake.
- Natural beauty
- Natural beauty, no trash, bears
- Nature and animals
- Nature, wilderness, animals
- Nature. Great sport fishing.
- Nearness of the bears
- No bears (bad) so, fly-fishing
- No other people. To see so many animals.
- No time
- Not much
- Novarupta
- Observing bears in their environment and at times having to give them right of way
- Observing the bears
- Observing the bears, talking to rangers and stuff (during waiting, for example); the flight with the plane and float plane was amazing too

- Opportunities for bear viewing
- Opportunity to view bears
- Overall Alaskan environment
- Peace and quiet and beautiful landscape; wildlife
- Photo opportunities of bears
- Photographing bears
- Photography and bear viewing
- Possibility to view and photograph bears during salmon run
- Pristine environment
- Pristine wilderness
- Professionalism of camp staff and of course, bears
- Profusion of bears, scenery, brilliant weather
- Quick access to Anchorage; developed infrastructure (e.g. Brooks Camp) in park
- Rangers willing to give visitors an update when approached. Meeting cool people at the camp.
- Raw wilderness
- Remote locations, natural beauty, undisturbed environment, no trace of human beings
- Remoteness, wildlife
- Rustic setting, bear viewing, availability of accommodations and meals
- Safe environment provided by rangers and of course watching the bears
- Safety through rangers
- Saw bears and the isolation/natural environment; also obvious respect for the bears
- Saw some bears
- Scenery
- Scenery
- Scenery
- Scenery
- Scenery and hiking
- Scenery breathtaking - bears in their natural environment - silence - the idea of wilderness – unspoiled nature
- Scenery, bears
- Scenery. There weren't too many groups there. We were the only group. Bears.
- See the bears
- See the salmons jump up the river
- Seeing and photographing the bears
- Seeing and taking pictures of the bears
- Seeing as many bears as possible
- Seeing bears
- Seeing bears
- Seeing bears
- Seeing bears
- Seeing bears
- Seeing bears
- Seeing bears in their natural habitat
- Seeing bears in their natural habitat with limited human interference
- Seeing bears so close in nature

- Seeing bears so close up by accident while walking around camp
- Seeing bears unrestricted and in their natural habitat
- Seeing brown bears in their natural environment
- Seeing grizzlies
- Seeing the bears
- Seeing the bears
- Seeing the bears
- Seeing the bears acting like bears, fishing and walking about
- Seeing the bears and dinner
- Seeing the bears and the pristine environment
- Seeing the bears close by fishing
- Seeing the bears eat salmon
- Seeing the bears in the wild
- Seeing the bears in their natural environment
- Seeing the bears in their natural environment
- Seeing the bears, being able to sit with the bears for a long time without seeming to disturb them
- Seeing the bears. The beautiful nature wilderness.
- Seeing the Brooks Falls - the bears, catching fish
- Seeing the National Park Service operation amidst a wild landscape
- Seeing the wonderful bears
- Solitude - except Brooks
- Solitude and scenery, and fishing
- Solitude in backcountry; bear viewing opportunities
- Solitude, beauty, wildlife, scenery
- Sure to observe bears, not too crowded
- The ability to watch bears in several locations with freedom to come and go at leisure
- The access to bears and bear behavior viewing
- The accessibility of bears
- The awesome scenery, the feeling of being in a wild place
- The Baked Mountain Hut. They saved us. I love them.
- The bear viewing
- The bear viewing
- The Bear Viewing Experience
- The bear viewing experience in a relaxed and supportive environment where our safety needs and protection of the wildlife environment were fully catered for! Well done!
- The bears
- The bears
- The bears
- The bears
- The bears
- The bears
- The bears
- The bears
- The bears
- The bears - ability to view them in close proximity

- The bears - discussions with other visitors
- The bears and birds
- The bears and the beauty of surroundings. No cars!
- The bears and the fish
- The bears and the knowledgeable rangers
- The bears at the falls
- The bears catching fish
- The bears feeding in river
- The bears, but it is too much like Disneyland in Alaska. Part of the experience is the wild.
- The bears, wildlife, nature
- The bears. Access to photograph bears in their nature habitat just being bears.
- The bears. The beauty of the area, view from plane. The fact that we visited the largest national park in the US! Liked the driftwood!
- The beautiful views, bears, cool weather and catching rainbows; photo before release
- The beauty of nature; freedom of moving around (within the park); calm atmosphere; the big amount of bears
- The beauty of the area and how unspoiled it is by humans
- The beauty of the park
- The close access to the bears
- The entire experience was good, Emerald air and walking tour was good, wish we could have spent more time there, had no idea what was available to us at the time
- The falls viewing platform
- The fish and bears
- The fish and bears
- The fishing and the sense that you were the only ones there
- The fishing in the presence of bears
- The freedom to wander. Just enough to do in a day. Great lunch and staff/rangers.
- The friendly rangers
- The naturally unspoiled and remote nature with good chance to see wildlife
- The numbers of people. It wasn't like getting off a cruise ship. There were many times when my husband and I were the only ones on a trail.
- The overall experience
- The overall experience and simplicity as well as wildlife
- The overall experience. Saw different wildlife and had different experiences than we did the first time.
- The peace and quiet - the presence and diligence of bears: very peaceful
- The preservation of the wildlife and knowledge of park rangers
- The quiet environment
- The remoteness
- The scenery and hike in 10,000 Smokes is fantastic
- The spectacular landscape, the closeness of the bears
- The view
- The wilderness environment - being able to watch bears and photograph them going about their normal business. I loved the respect shown to bears by rangers.
- The wildlife
- The wildlife, the unexplored nature

- There were no crowds, the salmon had started running and the bears were there mid-June
- To see the bears and the nature
- Trail on Dumpling Mountain well kept. Fly fishing in Brooks River was great!
- Tranquility, pristine, untouched beauty
- Trout fishing
- True nature
- Unexpected behavior/movement of bears. Very natural and undeveloped.
- Unique geology/scenic beauty
- Untamed wilderness
- Untouched wilderness experience
- Up close bear encounter
- Up close encounters with bears
- Valley of 10,000 tour and hike, ranger talks, and the SCAD in particular (Student Consultation Association)
- Valley of Ten Thousand Smokes
- Variety and great hosts
- Very friendly rangers and bear viewing
- Very well run - rangers great! Will bring family and friends in future.
- Viewing and photographing bears
- Viewing and photographing wildlife in their natural habitat
- Viewing bears
- Viewing bears at Brooks Lake, that plane trip, lunch, friendly and helpful staff and rangers
- Viewing individual bear behavior
- Viewing platform
- Viewing the bears
- Viewing the bears
- Watching the bears
- Walk out to the falls - we encountered a bear along the trail and while scary, it was also nice because it felt like a more natural way to encounter them than all the ranger led precautions at camp and the hordes of huge cameras on the platform. Was more intimate and what I expected. The other felt almost like a theme park.
- Was great. Rotation of people at bear viewing.
- Watch the bears
- Watching bear
- Watching bears
- Watching bears
- Watching bears
- Watching bears and salmon
- Watching bears catch salmon at falls
- Watching bears in their habitat
- Watching the bear and salmon
- Watching the bears
- Watching the bears
- Watching the bears
- Watching the bears

- Watching the bears and other wildlife in their natural habitat
- Watching the bears and scenery
- Watching the bears at the falls. Exciting!
- Watching the bears in their natural environment
- Watching the bears in their natural habitat
- Watching the bears in their natural habitat
- Watching the bears, the bear talk, talking to the friendly rangers
- We all love the bears
- We loved seeing the bears so close. It was perfect. They wandered in and about the paths - everywhere. Additional rangers in areas of high activity with walkie talkies to communicate activity would be helpful.
- We thought the experience was great! Keep up the good work!
- We were stuck at the Hallo Bay because of some mechanic problem with our plane and spent a few hours talking to the park rangers/volunteers at Bear Camp. Best experience ever.
- Well organized viewing and knowledgeable rangers
- Wild river fishing
- Wild, pristine condition
- Wilderness
- Wilderness, animal viewing
- Wilderness, watching and photographing animals, solitude, bears
- Wildlife
- Wildlife
- Wildlife viewing, hiking and photography opportunities
- Wildlife, 10,000 Smokes
- Wolf tracks

**Question 22b**

What did your personal group like least about your visit to Katmai NP&PRES? (Open-ended)

- A group of Chinese visitors that did not respect the bears or other visitors. Rangers could not handle them.
- A large group of Chinese visitors did not obey the rules - pushed and shoved on platform. Got too close to bears.
- A little intimidated to walk alone due to bears
- Absolutely no complaints
- Absolutely nothing
- Accessibility. Hard to reach. Though probably the reason why it's so pretty there.
- After being held at the bridge, about 100 people were attempting to cross when a young staff member drove a 4-wheeler before waiting for the crowd to cross and blocked two men in wheelchairs from crossing
- All kinds of flying bugs
- Annoying tourists
- At Falls platform: from distance big bear picture seemed to be a real bear
- Bad weather
- Bad weather
- Bear at lower viewing closed off bridge for one hour. Rangers waited too long to move bear along.
- Bear delays due to fishermen close to the bridge
- Bear jams - unable to go back over the bridge to retrieve snacks due to concern would be unable to return and miss flight
- Bear viewing day trip in airplanes at Hallo Bay
- Being at Disneyland in Alaska. I guess for those who don't get out much it is great.
- Blockage of fish ladder; [remove wooden gate]
- Brooks Camp visit - constant ranger disruption - unnatural environment
- Brooks Falls was "touristy" as expected. Bear viewing while fishing was a better experience.
- Bugs
- Bugs
- Bugs
- Bugs
- Bunk beds in Brooks Lodge didn't accommodate couples well
- Charter company (Rust's) really didn't provide a lot of information as to exactly what the experience would be like (i.e. rules, rangers, procedures etc.)
- Chinese tourists not considering anybody else. Told rangers but even if many people complained nothing was done.
- Cleaning facility not provided for catch and keep fish (unless you were an employee!). One should be provided!!
- Cold and windy
- Cost of food at Brooks Lodge
- Cost of trip and staying at Brooks Lodge and cost of food
- Cost to get there
- Crazy mosquitoes
- Crowd in the small area of the platform obstructing chance to see the bear in the front of the platform
- Crowds
- Crowds - should consider limiting day trips - too many planes coming and going

- Crowds at Brooks
- Da bugs
- Day trippers bear viewing
- Dealing with rude visitors, that the park rangers did not control
- Did not have more time to spend
- Did not see any bears
- Did not see near enough of park
- Didn't know about the wait until we got there
- Difficulty in getting there, but that was part of the adventure
- Distance from Homer - cost to get there
- Enjoyed it all
- Everything in the park was great. Long flight delay with Pen Air flying back from King Salmon to Anchorage.
- Everything was good
- Everything was great
- Everything was perfect for us
- Excessive wheel planes and associated guides
- Expensive lodge buffet without vegetarian entree
- Expensive meal plan
- Extended hours for breakfast would have been helpful
- Extremely expensive
- Few day hikers - need more
- Fishing quality has declined in recent years
- Flies
- Food
- Food at buffet - sandwich option would be good
- Food at lodge very expensive; $18 soup and salad is out of line
- Food offering
- Four people crowded into so small a cabin
- General attitude from some volunteer rangers
- Germans
- Getting stuck at the bridge multiple times. Having to leave the platform 2 hours before my flight because I might get stuck at the bridge.
- Getting to see the bears. Was a dream come true!
- Gnats and mosquitoes
- Had to leave
- Having to leave
- High priced restaurant - only food available
- Hiking in wader boots
- How crowded it was
- Human pressure on wildlife
- I didn't reserve a place to stay overnight
- I have encountered bears on the road to the falls twice and it made me nervous. I feel nervous walking the road to bear viewing; would like to see more rangers on the paths.

- Inability to visit Brooks (or place like it), unavailability of reservations/days, but you kind of have to limit to keep it wild
- Insects
- Insects (biting)
- It was as expected - minimal development
- Just overcrowded enough in dining area for lunch
- Lack of availability of eating options other than buffet at lodge
- Lack of dining amenities
- Lack of dinner options for vegetarians. Scenic overview hike was not well marked
- Lack of hiking trails
- Lack of information about our flights take off location
- Large group of rude Japanese tourists did not follow any rules and were rude
- Leaving
- Leaving national park
- Liked it all
- Limited facilities on campground (only one sink, no showers)
- Limited menu for later lunch in dining area
- Long boat ride
- Long wait getting to falls platform
- Long walk to platform
- Loved all of it - nothing I didn't like
- Loved everything
- Loved it all
- Loved it all
- Loved the bears and interacting with the rangers
- Lunch not very good. Few bathrooms.
- Many people around
- Meeting a bear on the trail. Need to have rangers with you when walking on trail.
- Moraine very crowded. Too many campers!
- Mosquitoes
- Mosquitoes
- Mosquitoes, day tourists, noisy bush planes
- Mosquitos
- Mosquitos
- Most people stayed on the platform for over the allowed hour. We stayed exactly one hour and most people were there before and after us.
- N/A
- N/A
- N/A
- N/A
- N/A
- N/A
- N/A
- N/A
- N/A

- N/A
- N/A
- N/A
- N/A
- N/A
- N/A
- N/A
- N/A
- N/A
- N/A
- N/A
- N/A
- N/A - Not a single bad thing
- N/A terrific space
- N/A. It was great
- N/A. We had a great experience
- NA
- Need more bathrooms around park. Having to plan around that was hard with a kid.
- Nil
- Nil
- No answer - loved it all
- No bathroom! Ha!
- No bears
- No bears
- No bears but then too early
- No complaints
- No complaints
- No dislike
- No dislikes
- No good topographic maps available
- No jumping salmon in September
- No particular dislikes
- No rangers along one mile trail to falls - worrisome
- Noise from airplanes landing at Hallo Bay
- Noise was very intrusive. Ruined the peace and quiet that we were all relishing. Loud. Unnatural sound! A flightseeing plane (wheels - not a float plane) did a long flyover while we were bear watching.
- Noisy neighbors at campground
- None
- None
- None
- Not a lot of fish at this time - nothing anyone can do about that
- Not able to get to the main bear viewing platform
- Not applicable - we loved it all (except for having to wait for fog to lift)
- Not being able to easily get to food, but understand why

- Not enough bears
- Not enough bears and very few salmon jumping
- Not enough bears! Not able to stay longer close to the bears.
- Not enough hiking trails
- Not enough nature to watch but realize cannot order this to happen
- Not enough places to sit/benches in platform areas. Professional photographers taking up the space of 3 people on the falls platform.
- Not enough time
- Not enough time at Novarupta to take it all in
- Not getting to front of viewing platform
- Not long enough on cruise visit
- Not much - suggest map displayed where float planes are showing where everything is - like food cache
- Not seeing more of the park. We did a tour with Homer Air
- Not very well marked routes
- Nothing
- Nothing
- Nothing
- Nothing
- Nothing
- Nothing
- Nothing
- Nothing
- Nothing
- Nothing
- Nothing
- Nothing
- Nothing
- Nothing
- Nothing
- Nothing
- Nothing
- Nothing
- Nothing
- Nothing
- Nothing
- Nothing - beautiful
- Nothing - greatest place on earth
- Nothing - it was fantastic
- Nothing - it was great
- Nothing - the whole experience was impressive
- Nothing I didn't like
- Nothing, it was a great experience
- Nothing, overall really great experience. My only issue was I wish I could have stayed longer.
- Nothing. Everything was awesome!

- Nothing; everything was great
- Nothing; we had a blast
- NPS Ranger interference at Brooks Camp where not necessary
- Number of people
- On July 16th too many people; waiting time about 100 minutes. Please reduce tourists!
- One bathroom at the visitor center
- One guided fishing group did not obey all the rules regarding food/bears
- One hour initial delay to cross river due to bear under platform who had to be moved by ranger after one hour wait. Could have been done sooner.
- Only one bear
- Only one sink at Brooks Camp campground
- Only that the weather could have been better
- Other groups - can't be helped
- Other people/park regulations
- Other tour groups crowding the bears fishing (video available)
- Our flight seeing excursion was cancelled due to lack of shipboard participation
- Out-of-control ranger over bears
- Over-assertive park rangers
- Overhead of flying to King Salmon, the float plane and back. Not a big deal.
- People
- People
- People
- People on bottom platform stayed too long and shorter people like myself couldn't see or get pictures
- People wanting to do surveys the instant we barely got off the plane
- People with big camera lenses and tripods taking up all the room on the platforms
- People with tripods on the platforms that would not make room for others and would stay long periods
- Picnic area at visitor center needs to be enlarged
- Planes that land on the beach disturb the bears from their fish
- Poor information prior to visit
- Pushy people with big camera lens
- Rain, 30 mph winds
- Rainy weather and no shelter
- Rangers deliberately came after we'd been ashore. They praised our behavior, but were acting like they were trying to catch people, not to train, educate or improve backcountry behavior. Very unhelpful. Most people would respond well to advice/instruction before going ashore. Instead, they acted like plainclothes cops (no uniforms). No obvious markings on the skiff.
- Rangers' motivation to work was not good
- Reckless behavior of photographers with tripods
- Remoteness
- Restricted meal times/meals at Brooks Lodge
- Rude people on the platforms that take up too much space and don't share the railing views
- Seeing all that plastic and rubbish at the beach and in the meadows
- Seeing all the plastics and nets at Hallo Bay and impact on our wildlife
- Skipped platform viewing because of long wait time
- Small planes buzzing everywhere - too loud

- Some of the "professional" photographers take a lot of room and time - separate place or time for them
- Some people in my group would've liked to have shower availability in campground
- Some visitors are very rude and don't follow the safety instructions
- Sometimes it was tough to fish because the bears came too close
- Sometimes overbearing park rangers
- Stormy weather
- That I didn't stay longer
- That orientation wasn't at scheduled times - had to wait because not told
- That we couldn't stay
- That wheel planes can land so close to the bears on the beach and so many planes
- The airplane can't go back to base
- The bugs
- The bugs
- The bunk beds
- The cold wet morning, but we were prepared
- The cost of the tour to visit the park; it was very high
- The cost to get there
- The cost to get there
- The crowds
- The crowds at Brooks
- The dining experience
- The food could have more healthy options at Brooks Lodge
- The jam-up at the falls with the "Daytrippers" really limited wanting to go out to the Falls
- The mosquitoes. Could the area be sprayed?
- The rain
- The rain
- The rain. Ha! Ha!
- The rangers, although friendly, were hell bent on dogging our guides, who were wonderful and rule abiding. It was very intrusive and put a bad taste in our mouths when the visit is recalled.
- The rules of passing at the bridge was illogical and somewhat irritating. Build a higher bridge with platform.
- The suggestion in this survey concerning removal of human waste
- The turbine engines pulling into shore near the visitor center were really, really loud
- The unescorted walk to platform. Would have been more comfortable with a ranger. There were just two us by ourselves.
- The Valley of Ten Thousand Smokes was a bit disappointing. The ranger was fairly new.
- The wait at bear platform
- The wait to cross the bridge because a bear was close to platform on other side
- The wait to see the bears
- The walk
- The weather
- The weather - lots of float planes
- The weather was poor
- There was nothing this trip I thought should be better

- There was nothing we disliked
- Too many airplanes landing/taking off on the beach at Hallo Bay
- Too many day trips to the Katmai coast
- Too many day use visitors
- Too many day use visitors - 80/day! Too many planes and noise. Too many groups stressing bears.
- Too many float planes permitted per day
- Too many large lenses (camera) and tripods at the Falls platform. They took up entire platform and were not willing to share space.
- Too many people
- Too many people
- Too many people
- Too many people, planes - which took away from the natural environment
- Too many people, too few bears
- Too many visitors. Not enough room for bears. Noisy because of high number of planes coming and going.
- Too many visitors/day visitors
- Too much construction (new harbor?)
- Too much traffic in Geographic Harbor: float planes, big vessels
- Travel time/wait time
- Trying to make sure we were across the bridge at a certain time so we wouldn't miss our flight
- Unaccompanied walk to platform
- Uncertainty and cost of getting from King Salmon to Brooks Camp plus no bears
- Very congested at times in gathering area (visitor’s center)
- Very expensive
- Very rude tourists to the forest rangers from Germany
- Viewing platform is too small
- Viewing platform too small for amount of people on it
- Wait for bear viewing. Arriving late via charter then waiting, reduced our time on platform.
- Wait for planes
- Wait time at platform at falls
- Wait to get to platform
- Waiting
- Waiting for bear orientation
- Waiting for our flight companions
- Waiting for platform
- Waiting in line
- Waiting to cross bridge
- Waiting to get on platform, but I understand that everyone wants to see the bears
- Walk to platform
- Wanted more time
- Watching another group not adhering to the bear viewing rules
- Watching bears from the platform
- We did not get any other information about the area or Katmai National Park
- We didn't see any bears
- We liked everything

- We liked it all
- We loved it all
- We were there too short
- We weren't there long enough.
- Weather
- Weather
- Weather
- Weather
- Weather (only when it rained)
- Weather delays to get chartered out to Brooks Camp
- Weather! Shelter on viewing platforms would have been a bonus.
- Went too early evidently for bears and fishing was poor
- What is not to like
- When at Falls Platform, could never get to front row. People wouldn't rotate.
- When we ran into bear on our trail
- While the presence of many rangers was nice to feel safe, it almost felt like we were cattle herded about and didn't feel as natural of a viewing experience
- Wind
- Wish there more bears; unfortunately there was only one
- Wished we would have stayed the night
- With all the precautions of bears on the trails, more rangers should be present
- Young rangers who were pushy, barking and ridiculous

**Question 31**

If you were a manager planning for the future of Katmai NP&PRES, what would your personal group propose? (Open-ended)

- A larger staging area for the wait to see the orientation
- A permitted allowance of fishermen on the moraine/funnel. The trout need a break.
- A raised walkway to the falls for the mile walk. Feel more secure and if you saw bears during walk, you could stop and observe.
- A system that allows everyone time at the front of the viewing platform.
- A third level to falls platform for tripods, then no tripods on other levels.
- Ability of rangers to let tour guides know whether bears are visible
- Add another platform for viewing on top of current platform.
- Add more places for people to watch bears.
- Additional platform, this side of river
- Advertise more.
- Alaska is already expensive enough. Don't tack on extra fees. If you have to wait at platform, then wait.
- Another camp for bear viewing; construct artificial falls if necessary
- Are there other places to view bears? Find them.
- Ask bear tour companies to inform customers that they're taking us to Katmai NP and Pres.
- Ballot system to reduce numbers of bear watchers in July - to allow people to view bears when and where they want
- Be prepared for close encounters with bears, especially if camping.
- Bear research
- Bear research - ages etc.
- Bear tracking technician to coordinate tour groups for safety, visibility of bears, and tour coordination. Volunteer system for cleanup and zero impact.
- Being flexible but respectful of bears' lifestyle like we were
- Better access to the Valley. The concessionaire is truly ripping people off at $100/person to get to the Valley.
- Better bear interaction training, larger or tiered platform at falls.
- Better beds - otherwise leave it alone.
- Better fish and game management.
- Better website with more information in one place - FAQ's and number of rangers in the park, not working for National Park Service. Less rangers at park - detracts from experience. Less major camera equipment at falls. This wasn't as big a problem during days with limits, but was big problem viewing at prime evening hours.
- Better wheelchairs
- Bigger bear watching platforms with some seating for resting
- Bigger gift shop/ranger station combo, more selection in food. Hated buffet food; needs a short order station for burgers, sandwiches, etc.
- Bleacher style platform for better viewing - (for short people). Shower house in campground. Add another sink too.
- Boards with times and places of bear sights. Better announcements.
- Brooks Camp is key. It is relatively close and relatively cheap.
- Continual park ranger programs and education of visitors to preserve the wilderness
- Continue the good work.

- Continue to limit number of visitors
- Continued bear awareness/safety efforts, no more development
- Continued expansion of walkways and viewing platforms
- Create more trails - disperse the crowds on the wooden trails better - larger viewing platforms.
- Crowd control and access
- Discounted rates
- Do not disturb its untouched natural beauty. Keep it as backcountry as possible!
- Do not grow visitation at Brooks.
- Do not install permanent, elevated bridge;. Do not move Brooks Lodge. Do not move campground. Implement lottery-like or reservation system for bear viewing for July (limit no persons/day)
- Do not limit access too much. Do not add access fees to give advantage to people who are more well-off financially. I saved for over 5 years to get here and I'd like to come back but don't want to be priced out.
- Do not move the campground to the swamp
- Don't know
- Don't know
- Don't overcrowd the park. Keep buildings to a minimum.
- Encourage tour operators to show more of park on daytrip tours
- Enforce 50 yard limit - especially for cruise ships that may deploy mass people!
- Ensure not too many people, so bears are not frightened or intimidated.
- Ensure that Brooks Lodge delivers value (more) for the steep price.
- Ensure wildlife is left undisturbed and protect from poachers, etc. Education.
- Equal access for catch and keep fishing for visitors and employees, specifically related to establishing cleaning facility.
- Evaluate options for limiting how long "large" tripods can be in place due to amount of space required.
- Everything is okay.
- Expand slowly, strategically, and sustainably. Develop travel options to park independent of charter flights. Keeps CO2 footprint down.
- Fee access to other rivers surrounding Brooks due to fishing congestion outside of salmon running season.
- Fewer day trips; fewer rangers; extended hours at falls; no hunting!
- Fewer people allowed as day trippers to Brooks Falls
- Find a way to lower Brooks Camp room rates. Include food cost into room rate.
- Find way to expand falls viewing platform without encroaching too much on bear environment.
- Free tour with rangers like in other National Park.
- Get rid of planes landing at Hallo Bay
- Go later in the season to see salmon runs with bears
- Go to Brooks Camp
- Half day trip
- Hallo Bay - Wilderness Lost? I would immediately limit the landings of daytrip aircraft at Hallo Bay. Particularly the wheel plane beach landings at Hallo North. They are terribly disruptive to the wilderness experience and far more importantly - disruptive to the bears. Over the last several years I have observed females with spring cubs avoiding critically important clamming and safe areas due to the incessant wheel plane operations at North Hallo. Females with spring cubs need these accessible, and relatively safe places for essential nutrients. There are also far too many people walking out in the meadows (sometimes up to 100 persons per day; one operator walks around with groups of 20 persons - twice daily when the tides allow), keeping many of the larger,

shy males and now even many of the females away from the critically important sedge meadows and breeding areas - especially in June. Also the worst of the operators bring those groups of 20 within 50-75 yards of an active wolf denning and rendezvous area north of Center Creek. Based on my observations over the years, the best day trip model for Hallo Bay is a group of up to six viewers with a guide/naturalist that is there for more than turning a quick buck at the expense of the wildlife and the wilderness character of the Katmai coast. I have witnessed two such respectful operators with near zero impact - Emerald Air out of Homer, and Sea Hawk Air out of Kodiak. I am not a client of, or associated with either of these operators in any way. A friend and I hire an air taxi out of Homer and camp very quietly and respectfully at South Hallo. We try our very best to leave no trace. With all the noise and disruption at Hallo Bay, I'm not sure we will be back unless there is a meaningful change. But it is not about us. It is about the wilderness legacy we leave intact. Or will we spoil it for the future? It would be a tragic loss to see the bears of Hallo Bay go the way of mass tourism. Do we really want to drive the bears out of the Bay? Please protect the bears and the wilderness resource. PS - Based on how the survey was handed out, most of the respondents - day trip clients - will have had no knowledge of the richness of past viewing experiences relative to the diminished present situation.

- Have a system that permits only a certain number of visitors per day in the backcountry, but with cheaper transportation to the park other than the private outfitter airplane tours
- Have better management of visitors at the Falls, use rangers that are forceful, not the volunteers.
- Have tents for rent at Brooks Lodge/Camp. Have more detailed information on website.
- Having enough conservationists on the ground at all times to ensure the healthy preservation of the park and its wildlife.
- Having more signage advising the different birds, animals, and plants that you see around the park.
- Help visitors understand the need to have a sustainable operation and how to contribute.
- How people can get the national park stamp in passport book when they land on a beach with no visitor center around
- I don't know
- I feel everything is professionally done. Great job.
- I realize it is crowded at Brooks but I valued the opportunity to see bears for myself and others. I would eliminate 3-legged tripods on the upper platform. Six or seven of them eliminate the ability of others to experience/view the bears.
- I thought efficiency was achieved in getting to and moving around the park.
- I wasn't aware of the ability of overnight stays. That is my lack of searching. Maybe more advertising via Alaska websites?
- I would make visitor center/main center more accessible from beach. Beach is difficult to walk on. There should be some planking system. Also mosquitoes should be sprayed regularly. They nearly ruined our visit.
- I'm not a manager!
- Improve the upper viewing platform access process. Some computerization could be helpful.
- In my country we are not used being around bears. Even after the instructions of the Visitor Center I did not feel very comfortable walking along through the woods to the second platform, Brooks Falls.
- It is well known; more is dangerous for the nature and the animals.
- It should stay as it is; no mass tourism.
- Keep areas with low crowding
- Keep as it is - uncrowded and putting bears first.
- Keep conservation and preservation the highest priority, even if it means restricting visitors
- Keep is as natural as possible. We have enough "entertainment" in other areas of our lives.
- Keep it always wild
- Keep it as a secluded area; no additional infrastructure; monitor visitor numbers; educate about

- Keep it as it is - restrict number of people. Protect bears.
- Keep it as natural as possible.
- Keep it like it was/is.
- Keep it restricted.
- Keep it simple, it is part of the charm.
- Keep it the way it is
- Keep it wild
- Keep it wild
- Keep it wild
- Keep it wild
- Keep it wild and not overcrowded.
- Keep it wild- not too much more development
- Keep numbers low. Concessions should be made to keep to one area so they look after it.
- Keep present system of limiting viewing on platform. Put more rangers on path and road to the falls.
- Keep services minimal, ranger/interpretive high - if necessary limit daytrippers.
- Keep the animals safe and healthy and cooperate with bear view vendors. Do not over regulate but put the animals first.
- Keep the bears as main attraction. Manage the people, not the bears. Done this way now.
- Keep the excellent bear viewing organization. Do not set up a reservation program for bear viewing - money should not give privileges and weather or bears on the trail would disrupt it.
- Keep the focus on preserving wilderness and putting animals first. Current path is the right work.
- Keep the status quo. Alaskans are not interested in backcountry permits or more needless regulations.
- Keep the welfare of wildlife a priority over convenience of visitors
- Keep things rustic but convenient, lodges, float planes, no roads, no hotels, more boating
- Keep up the good work!
- Keep videos going. Have more information on bears along trail.
- Keeping it as it is. We went to Yellowstone, which is fantastic but too crowded.
- Keeping the park as accessible as possible but maintaining it as pristine as possible. No further commercialization.
- Know more about bears (in general). Don't make it into a theme park or any other commercial adventure.
- Larger picnic area at Brooks Camp. Tour and fishing guides should be more accountable for their clients' behavior.
- Larger platform at Brooks Falls, second shower at Brooks Lodge/Brooks Camp
- Larger viewing area by the top of the falls
- Larger viewing platform
- Leave isolated.
- Leave it as it is and limit tourism
- Leave it the way it is. Limit number of people who can visit.
- Less government "presence" in the form of fees and restrictions. Keep it open wild - that's the charm. Anything less is detrimental to future success. It redefines and diminishes the experience.
- Less number of airplanes allowed to land on the beach at Hallo Bay
- Less tourists per day to maintain the National Park and the bear country; another small platform on the camp side at lower river
- Like it as is - but add Brooks Lodge Poster as item for sale in gift shop like one in dining room

- Like it the way it is
- Limit access to park by day visitors.
- Limit additional access/development to preserve its current state.
- Limit day trips to Katmai - park gets too crowded. Food in lodge was terrible, needs improvement.
- Limit day use. More hikes. "Host" presence in camp ground- a few nights were too noisy.
- Limit number of "day visitors."
- Limit number of day trips to Hallo Bay.
- Limit number of visitors.
- Limit plane access times. Require reservation times or permits for planes.
- Limit the amount of day tourists! Work with permits, no landing on beach.
- Limit the amount of people visiting and limit the amount of facilities.
- Limited day passes for fly-in day trippers
- Loot at "facilities" at the camp and upgrade some cabins/dining, this can still be in touch with nature.
- Make an area so can view bears, etc.
- Make more spots available in the camp. (We had to float plane back and forth).
- Make reservations by the day for Brooks Falls viewing - (some time that day)
- Make sure that different places are not over crowded. Cleanup of the beaches and meadows from any rubbish!
- Manage how many guides/groups can enter each area in a day
- Manage the daytrippers more. They don't follow the rules because they've got limited time to get their photos.
- More and better access, better fishing opportunities.
- More bears please
- More ergonomically accessible
- More flexible time for 10,000 Smokes - We could not go because plane was leaving at 5:00.
- More information on bear behavior through tours.
- More limited time on the upper falls location.
- More organized group trips available.
- More platforms at the falls.
- More resting areas
- More toilets one the camping (Brooks Falls), at least one more shower in the Brooks Falls.
- More viewing platforms.
- Move "go pro" video experiences show at center and on website - even just scenes
- Much better food at the lodge. For what we paid I thought it was terrible.
- N/A
- N/A
- N/A
- N/A
- N/A
- N/A
- N/A
- NA
- Need to make orientation more fun - too boring. Some people are on a schedule - bridge was closed and should have move bear sooner.
- No

- No airplanes on beach where bears are. No food around bears.
- No change
- No change
- No one can stand in the Katmai National Park and conduct a survey - invasive to the environment, a major intrusion on the visit - ruins the atmosphere!
- No opinion
- No Pebblemine. Keep it preserved as best as possible
- No suggestions other than Brooks rangers having more flexibility in rule enforcement
- Not landing planes on beaches and only allowing so many per hour/day to land
- Not more people at Camp/Brooks Falls
- Our visits have been limited to Brooks (so far) and everything seems pretty good there.
- Please don't over regulate!
- Prohibit fishing within at least 1000 yards up and down the bridge at Brooks Camp.
- Promote more, provide easier/cheaper access.
- Proper regulation of commercial operators within the park
- Protect it
- Protect the park. No Pebble Mine.
- Provide access to all of Katmai in a way that doesn't require whole day trips/reservations
- Publicize Valley of Ten Thousand Smokes more.
- Ranger accompanied walks between lower and Falls platforms.
- Rangers need to enforce rules even if language barrier is an issue. The Chinese group did not listen and affected the bears.
- Reduce "day trippers" from Homer! Restrict flight numbers in Hallo Bay area. Keep it wild. 80-100 people day is not wild!
- Reduce day visitors; otherwise leave it the same.
- Reduce number of day trips and air traffic. If feasible, eventually move lodge away from river. No fishing river in July
- Reduce number of visitors per day, thus reduce rangers, fights, waste, e.g.
- Renovation of Brooks Camp to modern standards. See Below
- Reserved times for viewing
- Resort golf course
- Restrict number of sightseeing/bear watching flights
- Restriction of size of tripod used at falls platform. Make the volcanism presentation more lively.
- Rotate front row at Falls Platform (stations?)
- See Ten Thousand Smokes and bear viewing
- Seems the backcountry is totally un-governed. Would be better if there's some kind of supervise.
- Seems to be working well - would be willing to pay fee for day use
- Seems well run; really enjoyed the experience
- Sell/rent bear spray to backcountry campers; provide more accurate information about Portage Trail
- Shelter against Rain. Restaurant.
- Since we were only in one small part of the preserve, we don't have any recommendation.
- So hard to answer - we stayed 3 nights in the campground in 2005 and had a terrific experience - flying in from Homer for only 4 hours -> not as good.
- Sorry, booked this trip in UK. Did a lot of traveling and cannot remember.
- Staying at a lodge and flying in to watch the bears.

- Telescopes and/or binoculars rental
- The ability to cross bridge without delays of more than 15 minutes caused by bears.
- The park is so large, concession management should be set for different parts of the park. Their interests are not the same on the coast as they are at Brooks or Flying into the American. P.S. Go Vandals! U of I- 77'
- The park is well-run. I would add online free time-slot reservations at the falls.
- There are way too many factors to consider to give an intelligent answer.
- Thinning out impact of human infrastructure at Brooks, but not relocating it as the primary contact. Keep the healthy mixture of concession and National Park employees working and living together.
- To keep the status quo of the park as it is.
- Try to limit the number of visitors per day.
- Try to reduce number of day visitors do not extend lodge or camp area!
- Two nights at Brooks and backcountry
- Unknown
- Upgrade dining experience. Less people on the falls platform or add staggered bleachers.
- Waiting list management
- Water taxi between Lake Camp and Brooks
- We had a wonderful time and were glad to have had this "possibly" once in a lifetime chance to view the bears and eagles in their natural habitat
- We were on a cruise so few of these questions really apply, but the ship could have made better use of the National Park's information services.

**Question 32**

Is there anything else your personal group would like to tell us about your visit to Katmai NP&PRES? (Open-ended)

- A "gem" of a place
- A guide walking with you on the trail to the falls. Maybe have a gathering point at the lodge for the bear viewing to be led by a ranger on the trail.
- A wonderful place for sure!
- About 10 people at Brooks and we get yelled at for stopping and looking at fish for one minute or so on the walking bridge - stupid.
- Absolutely loved the experience with bears and the beauty of the landscape
- After our first day we went to the Falls platform early, about 7:45, stayed until about 10 (left earlier if things were slow). We ate dinner early and went back about 5 pm for a few hours.
- Awesome overall
- Awesome place
- Awesome time
- Back off the guides and restrictions, attempts to write fines, etc. Use common sense, listen to them and their suggestions. They have the best sense in delivering a quality experience to the visitor.
- Be careful with early salmon fishing otherwise this may have consequences for the bears. (nutrition)
- Beautiful and pristine area and wildlife - let's keep it that way
- Beautiful place
- Been going here for 25 years - experience definitely been degraded by crowds, particularly by commercial operators
- Better training for park rangers re: management between bears and humans. As is, this management is far skewed to bears. Rangers need better training in bear activity and actions so as to protect the animals yet not interfere with guest experience.
- Brooks Camp is a great place, well managed. Do not move the lodge or campground.
- Compared to 12 years ago the park is overcrowded; too many commercial activities involving too high pressure on environment
- Confusing information about having food in concession cabins versus cooking in cabins. Thanks for having the excellent Student Conservation Association interns.
- Consider having an "on-duty" ranger at the falls later. One night people were pushing and shoving people out of their way to get tripods set up and pushing others out of their way to get to railing.
- Difficult to walk that distance to the falls - would've used wheelchair to get there. Only used it returning.
- Disappointed in the bear pins 2014! Some of the rangers were "over-the-top" with fishing issues - to the point of harassment.
- Distance to top of Dumpling Mountain not correct. Obtaining correct info on camping and backpacking is very difficult.
- Do not overregulate the park. I was very negative on question 19. It's the reason why many people do not want land in protected states.
- Eliminate people sleeping in the lounge area. The whole area was taken by people sleeping in the comfortable chairs.
- Enjoyed our short visit as we sailed through AK in summer of 2014.
- Enjoyed viewing the bears and having very close encounters
- Expensive! More expensive to get to Katmai than to get to AK! But awesome. Love that there were no buildings, even bathrooms. Keeps the environment completely natural.
- Extraordinary organization by Katmai Air; well done

- Felt the bear training was insufficient given my other professional and recreational training from bear encounters
- For day trippers, need more access to platforms. Limit campers from upper platform during this time?
- Give opportunity to live and tour in the area
- Great
- Great experience
- Great experience! Enjoy bear cams at home!
- Great job
- Great job on bear watching - a long wait but worth it
- Great place - keep it wild
- Great place; pleased to see the bears in their habitat
- Great time, loved being close to the bears
- Great trip otherwise
- Great visit
- Had a good time. There were no medium to large shirts, no National Park pins for sale. "This is prime time."
- Had a wonderful time. The bears were amazing. Staff were brilliant, especially Lisa.
- Have the flight from Kulik Lodge arrive earlier and leave later so it is less crowded at the bear viewing
- Have to look after the precious resource of salmon and then consequently the bears
- Having three people stationed on a quiet river with a loud 2 stroke jet outboard seemed overkill
- Hope to be back in the future
- How truly great and helpful every ranger we met were to me and my wife
- I felt bad that the pin I saw on people was not available - the Bear Supporter pin - they said rangers would rarely give them out - why can't I buy one
- I felt very safe seeing the grizzlies so close. It was spectacular.
- I flew in alone and stayed with a family member working in park
- I have lived in Alaska for 25 years. I wish I had experienced this National Park years ago. It provides an experience with bears many people would not have otherwise.
- I loved it! It has already been a month and I still dream about it.
- I loved it. I could have spent more time.
- I'm so glad it's here and pristine
- In the Valley of Ten Thousand Smokes, I took a picture of a bee on a flower and once I looked at the pictures, there was a bear in the background. I wasn't five feet from it. Pete Raynor at Kulik Lodge has a copy of this picture. Cool but scary at the same time.
- It couldn't have been a better trip - definitely want to return
- It is a beautiful that is enoyed by many people. Be very careful changing anything!
- It is a very good experience. You all are friendly with good management.
- It is the most awesome place on earth, especially Brooks River in September
- It was an amazing experience. Stayed in Alaska two weeks - all that we did - hotel, planes, lodge, fishing - spent about $10,000.
- It was a great pleasure to visit the park and be so close to the bears without disturbing them
- It was amazing experience thanks to nature - especially bears
- It was amazing!
- It was amazing. Most memorable. Keep up the good work!
- It was an experience of a lifetime
- It was an incredible experience. Thank you!

- It was awesome
- It was everything I imagined and more
- It was great, from arriving by sea plane, having to stop for 10 minutes to give way to the bears, seeing them in their own environment. Very impressed with the ranger's knowledge and friendliness. Another suggestion would be having an area with spray available (to apply insect repellant) to help keep away the mozzies. I agree with the rangers regarding getting the people not to take any sweets/drinks out of the compound. Maybe supplying water stations throughout the tracks and platform. Our visit was the highlight of our tour of Alaska and the professionalism and friendliness of the staff is commendable. Thanks for the chance to see the bears in their natural environment.
- It was just perfect.
- It was the highlight of the trip and hope to come back on every trip to Alaska. Would be interested in an overnight stay and serious hiking.
- It was wonderful
- It was wonderful - proper balance of accessibility and nature. Best thing is access to bears and viewing. Don't mess up a great place. Nice balance of all interests.
- It was wonderful! We absolutely loved the entire experience (except the food at the lodge). It was much more than we expected.
- It was wonderful, thank you for talking with a park staff (background knowledge)
- It would not be nice if it was becoming too commercial. Don't build anything there.
- It's an easy and perfect organized area and campground. But it is hard to get reservations for the campground because lots of campsites are blocked by European travel agencies like ParaTours and others.
- It's heaven on earth. Someone has to do something about sockeye escapement numbers in the Kukaklek drainage. Not enough sockeyes are returning.
- It's our second independent trip. Enjoyed to no end.
- Just a big map when get off plane - keep employing food customer service staff
- Katmai and the bears was one of the highlights of our six week RV trip to Canadian Rockies and Alaska. Our pictures of these falls and the bears are some of our favorites of our whole six week trip.
- Katmai is absolutely the most beautiful place I've ever seen. Wish we could have stayed longer.
- Katmai is glorious.
- Keep it as is - bears not concerning themselves with people
- Keep it as wilderness. We loved it! Kudos to Seahawk Air!
- Keep it wild
- Keep preserving wilderness
- Kept bumping head on bunks
- Letter stated that this was second survey mailed to me. Never received the first one.
- Limit number zodiacs that cruise ship may deploy at one time to two
- Loved every minute of it. Already planning my return trip.
- Loved it
- Loved it! I love the National Park Service and Katmai. Don't get rid of the B.M.H.
- Loved it! Lots of rangers - all pleasant.
- Lovely time - always. We respect the park, the wildlife, and the rules.
- Major access areas over crowded. More access facilities.
- Make sure that rangers and visitors including guides do not sedge grass eaten by bears. Training of certain guides absolutely necessary!
- Mom funded the trip
- More bears access

- N/A
- N/A
- N/A
- N/A
- N/A. Go Cougs!
- NA
- Need food available on other side of bridge
- Need wheelchairs available
- No
- No
- No
- No
- No
- No
- No
- No
- No
- No
- No
- No, the bear viewing at Hallo Bay was great
- Not your fault, but fishing company should have told us not to wear our waders
- Our favorite destination in Alaska
- Overall not worth the cost - very expensive float plane to Brooks, no bears or other wildlife
- Overall very good and numbers of people handled very well as tripods can be a sight issue. We visited 2 days in row and Kulik and visited the platforms 3 times each day.
- Park rangers should try and rotate the crowd on platform. We only had a short time in the area, but had to stand behind people with big cameras.
- Please do what you can to eliminate flightseeing circle around flyovers. Really noisy and the noise is the antithesis of why we were out there in a lovely meadow with bears! Thank you for asking! It is a special place!
- Please ensure enough funding for the parks to ensure continuation of ranger system in the personalized style
- Please tell the people that the behavior of the bears is natural BUT they are somehow trained not to note humans. After 1/2 hour safety talk one cannot become an expert in communication with bears (in fact nobody can).
- Probably would not visit again - it is like visiting a zoo.
- Professional photographers are taking up too much space on falls platform. There is plenty of space to add benches to the ripples platform. Chairs with backs would be nice at the Valley of 10,000 Smokes VC for people who do not go on hike.
- Ranger Mike is great
- Ranger time at presentation is limited, however - rangers informally can remind visitors that these bears are habituated to humans and humans need to keep the basic bear rules in mind in other parks (i.e., Glacier, Yellowstone) like noise, give them space and options, etc., but that these bears might have different behavior
- Rangers couldn't be found after 1800 each night. They needed to be at the falls platform until it closed. Tensions were high due to rude foreign photographers. Tripods should only be allowed on the back row.

- Rangers need to manage people on the platforms. Camera tripod legs should cross so they don't take up so much room. It's not fair for a photographer to take up 1 1/2 - 2 places along the railing. People at railings should rotate even when there is not a 40 person limit.
- Reduce platform access time to 30 minutes to improve turnover of visitors. Those really interested would reserve successive visit windows.
- Reduced human impact is a beautiful thing
- Regarding Bay: Many guides only carry guns, not bear spray. Bear spray should be primary, not guns. The following comments were previous submitted by my camping partner and shared with me. I could not write this any better and fully support these statements. Also, I have concerns about guides carrying firearms and not bear spray or flares as primary deterrent. Weapons will likely lead to a bear fatality by the ignorant or inexperienced without considering an alternative. Thank you for being concerned and I hope decisions will be made to preserve wilderness and not promote commercialism.
- Remove big bear picture from Ripple Platform (caused fear)
- Restrict visitation! NPS staff working the lower platform need to pay more attention to bears and advise visitors of their presence.
- Salmon were very scarce on our visit with less bear activity than our visit in 2005
- Second visit; this time less bears, more fishing and hiking. Was fantastic too!
- Seeing grizzly bears is amazing. Hopefully, the park service will stand strong against trophy hunting that will lower bear density. Predators are important - AK fish and game picks moose and other ungulates above predators. This is not ecologically sound.
- Seems like in the past there were more rangers around. Fewer (to a point) is better for me. This time it seemed pretty good. May be just my perception that there were less rangers.
- September is a fantastic time to visit - underappreciated
- So very beautiful, in perfect balance without any influence from mankind
- Spectacular bear viewing
- Such amazing country! More international advertising would see more visitors (although it's better with less).
- Survey is too long
- Survey too complicated
- Teaching people about wildlife so they understand what it will take to keep bears alive for the future.
- Thankful you got rid of a park ranger who physically pushed people to get them off the beach
- Thanks
- Thanks for a great visit
- Thanks for letting us have this experience; we will be back in 2019
- The 1-day trip option was fabulous! Otherwise, we wouldn't have been able to go in July, 2014. (Next overnight reserve was July 2016!)
- The Amalik Bay/Geographic Harbor area is a totally secure and stunningly beautiful small boat anchorage
- The bear watching experience is fantastic
- The emphasis on bear viewing is such a limited area has caused innocent people problems. In retrospect perhaps it is better to create a circus in one small area to protect the wilderness experience in the rest of the park.
- The main attraction in Katmai is the absence of people
- The park rangers I met were very friendly and helpful.
- The park rangers we encountered were friendly and knowledgeable and a real credit to the service
- The rangers were fantastic - well informed, kind, willing to help.
- The Red Bull was too expensive.

- The reservation system for Brooks Camp campground is awful! There should be a way to modify reservations without cancelling. People keep reservations they don't need or use because they cannot be modified easily.
- The trails were well kept and I was very grateful that we were able to use a wheelchair for my aunt
- This questionnaire was difficult to complete.
- This was an amazing experience, the most remote national park we've been to. This makes us all the more pleased with the National Park Service!
- Though didn't see much of bear activity during the visit, the landscape is spectacular
- Too many small planes - especially at Hallo Bay!!
- Truly enjoyed the day
- Very clean, nice facilities. Appreciate free cycling products like gas canisters. Small grocery would be nice. Wonderful campground. Thank you!
- Very enjoyable experience
- Very proficient and friendly rangers controlling the way to viewing platforms. Great!
- Was amazing
- We always tried to be in a bigger group in case we would have known that there is a ranger person familiar with the area going. For example, each 2-3 hours from one platform to the other one we had joined it. Being at the platform watching the bears was just incredible.
- We are disappointed that there was no clear information about times for bear watching and no ranger led hikes
- We didn't mind waiting at the platform as it adds to the experience. The Riffles platform is a perfect waiting area and you can also see a lot of bear activity from there.
- We don't understand the question, we are very happy to visit Alaska and Katmai especially. Everything is super.
- We enjoy the fact that Brooks is "small" so we hope it will not increase (more lodges, tents). Number of flight and day tourists should also be limited.
- We enjoyed our visit to Katmai and timed the visit to avoid the crowds of July/August.
- We had a great time
- We had a wonderful time and were glad to have had this "possibly" once in a lifetime chance to view the bears and eagles in their natural habitat.
- We had an awesome day - if the viewing platform had a fee to get on "right away" I'd be very upset if my turn was next and some people stepped ahead of my group because they plopped down money
- We have visited the park four times over 20 years and the quality of the experience has declined each time. In prior visits we would see more than 20 bears at a time. This year we saw only six! How sad!
- We heard other bear viewing areas were overly crowded. We use Bald Mountain Air and were very pleased to be the only group in our area.
- We lost a bag, forgotten in gear cache, and staff was so helpful in finding it and mailing it back. We were so grateful!
- We loved it and would consider going to Brooks Camp in the future. We knew nothing about it.
- We loved it. We will be back.
- We really liked it. Was there for fishing.
- We stayed at Kulik Lodge. Went fishing. All good!
- We thoroughly enjoyed our visit. We have learned that the platform is less crowded in the evenings and bear watching was also the best in the evening. I enjoyed reading the book about native Alaskans which was in our room at the lodge.

- We were very impressed by the bear watching and the trip to Valley of 10000 Smokes. Brooks Lodge was fantastic! Rangers and staff very, very nice and friendly and humorous. Cabins nice, pretty rustic, lovely. Meals delicious. Great atmosphere.
- We're happy to find such a remote place on earth. Please protect it, so it will stay wilderness.
- Will write a letter directly to park superintendent
- Wish we were offered a tour of more of the park than just the bears! What little we saw was beautiful!
- With the spruce beetle blow down, the bear trail along the upper river is impassable. It forces dangerous wading in the pocket water stretch of river.
- Wonderful park
- Wonderful visit. Best time of year (mid-September). Rangers were very informative and cheerful.
- Work for a fishing lodge as a pastry chef. I hitch rides from time to time if there's room on the beaver. I have a few friends who work at Brooks Camp.
- Yes, keep up the good job
- You have a beautiful place. We thoroughly enjoyed out stay.
- You might provide an information package to bear viewing vendors from the part when they go somewhere other than Brooks Camp as we did.

# Appendix 1: The Questionnaire

U.S. Department of the Interior
National Park Service

Washington State University
Social and Economic Sciences Research Center

# Katmai National Park and Preserve Visitor Study

OMB Approval 1024-0224
Expiration date: 2014

IN REPLY REFER TO:

**United States Department of the Interior**
NATIONAL PARK SERVICE

Katmai National Park & Preserve
1000 Silver Street, Bldg 603 P.O. Box 7
King Salmon, AK 99613

Spring 2014

Dear Visitor:

Thank you for participating in this important study. Our goal is to learn about the expectations, opinions, and interests of visitors to Katmai National Park & Preserve. This information will assist us in our efforts to better manage this park and to serve you.

This questionnaire is only being given to a select number of visitors, so your participation is very important. It should only take about 20 minutes after your visit to complete.

When your visit is over, please complete this questionnaire. Seal it in the postage-paid envelope provided and drop it in any U.S. mailbox.

If you have any questions, please contact Matt Strawn, Study Director, SESRC, Wilson-Short Hall #133, Washington State University, Pullman, WA 99164-4014, 509-335-2350 (phone), matthew.strawn@wsu.edu (email).

We appreciate your help.

Sincerely,

Diane Chung

Diane Chung
Superintendent
Katmai National Park and Preserve

**DIRECTIONS**

At the end of your visit:

1. Please have the selected individual (at least 16 years old) complete this questionnaire.
2. Answer the questions carefully since each question is different.
3. For questions that use circles (○), please mark your answer by filling in the circle with ***black or blue ink***. Please do not use pencil.

   Like this: ● Not like this: ✔ ✘ ⊘ ⊙

4. Seal it in the postage-paid envelope provided.
5. Drop it in a U.S. mailbox.

**Paperwork Reduction Act Statement:** The Paperwork Reduction Act requires us to tell you why we are collecting this information, how we will use it, and whether or not you have to respond. This information will be used by the National Park Service as authorized by 16 U.S.C. 1a-7. We will use this information to evaluate visitor services managed by Katmai National Park and Preserve. Your response is voluntary. Your name and contact information have been requested for follow-up mailing purposes only. When analysis of the questionnaire is completed, all name and address files will be destroyed and will in no way be connected with the results of this survey. A Federal agency may not conduct or sponsor, and you are not required to respond to, a collection of information unless it displays a currently valid OMB Control Number.

We estimate that it will take about 20 minutes to complete this questionnaire. You may send comments concerning the burden estimates or any aspect of this information collection to: Matt Strawn, Study Director, SESRC, Wilson-Short Hall #133, Washington State University, Pullman, WA 99164-4014, 509-335-2350 (phone), matthew.strawn@wsu.edu (email).

## Your Visit To Katmai National Park and Preserve (NP&PRES)

NOTE: In this questionnaire, **your personal group**, sometimes referred to as "**your group**", is defined as anyone with whom you are visiting the park, such as a spouse, family, friends, etc. This does not include the larger group that you might be traveling with, such as a school, church, scout troop, or tour group.

1. a) Prior to this visit, how did your group obtain information about Katmai NP&PRES? *Please mark (●) **all** that apply in column (a).*

   ○ Did not obtain information prior to visit ➔ ***Go to part (b) of this question***

   b) If you were to visit Katmai NP&PRES in the future, how would your group prefer to obtain information about the park? *Please mark (●) **all** that apply in column (b).*

| a) **This visit** | b) **Future visit** | **Source of information** |
|---|---|---|
| ○ | ○ | Friends/relatives/word of mouth |
| ○ | ○ | Bear watching/fishing guide companies/outfitters |
| ○ | ○ | Charter flight |
| ○ | ○ | Inquiry to park via phone, mail, or email |
| ○ | ○ | Katmai NP&PRES website: www.nps.gov/katm |
| ○ | ○ | Explore.org, including the bear cam |
| ○ | ○ | Other websites — Which one(s)?_____ |
| ○ | ○ | Maps/brochures |
| ○ | ○ | Newspaper/magazine articles |
| ○ | ○ | Package tour (cruise, airline, etc.) |
| ○ | ○ | Previous visits |
| ○ | ○ | Social media (Facebook, Twitter, etc.) |
| ○ | ○ | Television/radio programs/DVDs |
| ○ | ○ | Travel guides/tour books (AAA, Fodors, etc.) |
| ○ | n/a | Other, this visit *(Specify)*_____ |
| n/a | ○ | Other, future visit *(Specify)* _____ |

   c) From the sources you used prior to this visit, did your group receive the type of information about the park that you needed?

   ○ No ○ Yes ➔ ***Go to Question 2***

d) **If NO**, what type of park information did your group need that was not available? *Please be specific.*

_____

2. a) Prior to this visit, was your group aware that you would be visiting Katmai NP&PRES, an area managed by the National Park Service?

O Yes O No

b) Prior to this visit, was your group familiar with Katmai NP&PRES rules and regulations?

O Yes O No

3. On this trip, what was the **primary** reason your group visited Katmai NP&PRES? *Please mark (●) only* ***one.***

O Bear watching
O Fishing
O Other recreation (backpacking, hiking, etc.)
O Photography
O Study Alaska Native culture
O Visit a National Park Service site
O Other reason *(Please specify)* _____

4. a) For you only, how did you get to Alaska on this trip? *Please mark (●) only* ***one.***

O Resident of Alaska
O Cruise ship
O Commercial flight (such as Alaska Airlines, Delta, etc.)
O Charter flight
O Other method *(Please specify)* _____

b) On this trip, what forms of transportation did your group use to arrive at Katmai NP&PRES? *Please mark (●)* ***all*** *that apply.*

O Commercial airplane
O Personal airplane
O Commercial charter boat/cruise ship
O Personal boat
O Part of a package tour
O Lodge flyout
O Other *(Please specify)* _____

5. For you only, what is the highest level of education you have completed? *Please mark (●) only* ***one.***

O Some high school
O Bachelor's degree
O High school diploma/GED
O Graduate degree
O Some college

6. a) On this trip, did your group stay overnight, **away from your home,** in Katmai NP&PRES or in the surrounding area, or in Alaska outside the area shown on the map on page 7?

O Yes O No ➔ ***Go to Question 7***

b, c, & d) **If YES**, please list the number of nights your group stayed at each type of accommodation either inside or outside Katmai NP&PRES. *If you did not use a type of accommodation, please leave that line blank.*

| **Accommodation** | b) **Inside park** | c) **Outside park** (area on map) | d) **In Alaska** (outside map area) |
|---|---|---|---|
| Lodge, motel, cabin, rented condo/home, B&B | _____ | _____ | _____ |
| Camping in a developed campground | _____ | _____ | _____ |
| Camping in the backcountry | _____ | _____ | _____ |
| On a boat | _____ | _____ | _____ |
| Residence of friends or relatives | _____ | _____ | _____ |
| Other type of accommodation inside park | _____ | _____ | _____ |
| Other type of accommodation outside park | _____ | _____ | _____ |

*(Please specify)*_____

7. On this trip, what was the primary reason that your group visited the area shown on the map on page 7? *Please mark (●) only* ***one.***

O Resident of the area O Visit Katmai NP&PRES

O Visit friends/relatives in the area O Visit other attractions in the area

O Other reason *(Please specify)*_____

8. On this trip, where did your group stay on the **night before** and the **night after** visiting Katmai NP&PRES? *If you stayed at home, please write your home town/state*

a) BEFORE visit: Town/city _____ State _____

b) AFTER visit: Town/city _____ State _____

9. On this visit, how much **time in total** did your group spend at Katmai NP&PRES? *Please list partial hours/days.*

_____ Number of hours ***If less than 24 hours***

_____ Number of days ***If 24 hours or more***

10. On the map below, please mark (●) **all** the sites that your group visited on this visit to Katmai NP&PRES.

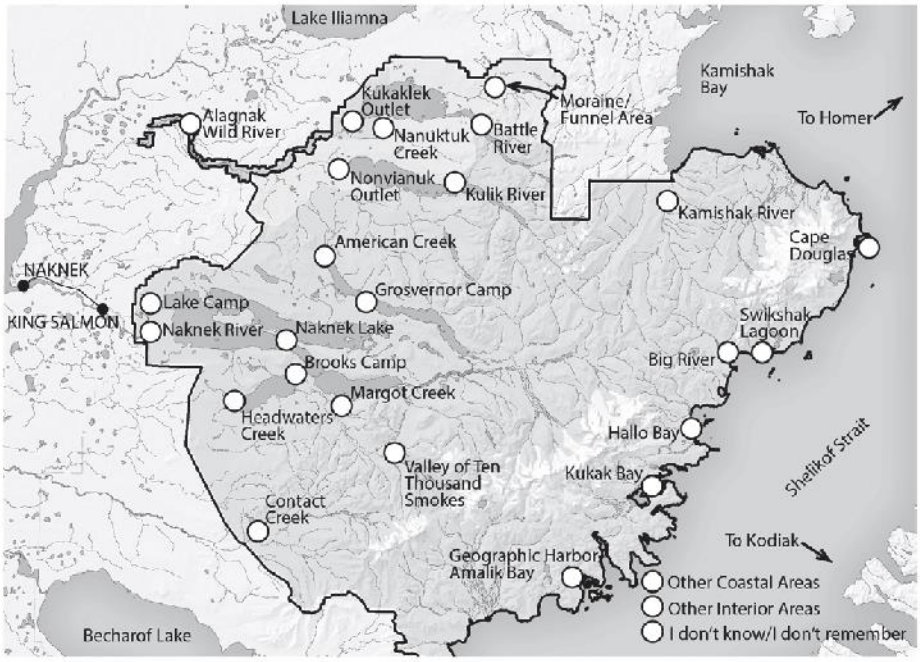


11. a) Katmai NP&PRES offers many recreational opportunities and visitor experiences which has the potential for conflicts between visitors engaged in different activities (e.g. fishing vs. boating, bear viewing vs. fishing, etc.). On this visit, did your group experience any conflicts with other visitors engaged in different or the same activity?

O Yes O No → ***Go to Question 12***

b) **If YES**, what was the conflict between your group and another group?

_____

_____

_____

12. a) On this visit to Katmai NP&PRES, in which activities did your group participate within the park (excluding Brooks Camp)? *Please mark (●) **all** that apply in column (a).*

b) In column (b), please mark (●) **all** the activities your group participated in at Brooks Camp only.

○ Did not visit Brooks Camp ➔ ***Go to Question 13***

| **Activity** | a) **In the park** | b) **At Brooks Camp** |
|---|---|---|
| Attending bear orientation and safety talk | ○ | ○ |
| Attending other ranger-led talks or walks | ○ | ○ |
| Backpacking | ○ | ○ |
| Bear watching | ○ | ○ |
| Boating (motorized) | ○ | ○ |
| Boating (non-motorized) | ○ | ○ |
| Camping | ○ | ○ |
| Day hiking | ○ | ○ |
| Dining | ○ | ○ |
| Fishing—catch and keep | ○ | ○ |
| Fishing—catch and release | ○ | ○ |
| Flight seeing | ○ | ○ |
| Photography | ○ | ○ |
| Buying items in the visitor center bookstore | n/a | ○ |
| Staying in a lodge | ○ | ○ |
| Taking a guided tour in park (with guide other than park ranger) | ○ | ○ |
| Viewing wildlife (other than bears) | ○ | ○ |
| Visiting the visitor center | n/a | ○ |
| Other activities *(Please specify below)* | ○ | ○ |

a) In the park _____ b) At Brooks Camp _____

***This section contains questions about Brooks Camp. If you did not visit Brooks Camp on this visit please go to Question 18***

13. a) Did anyone in your group attend any informational/interpretive programs that are offered daily at Brooks Camp?

O No O Yes ➔ ***Go to Question 14***

b) **If NO**, please mark (●) **all** the reasons for not attending the interpretive programs.

O Not interested in interpretive programs

O Location not convenient O Timing not convenient

O Subject not interesting O Other *(Specify)* _____

14. a) How long did you have to wait for your turn on the Falls Bear Viewing Platform?

Length of wait _____ *minutes*

OR O Did not use the Falls Platform ➔ ***Go to Question 15***

c) Compared to what you expected how was the length of wait time? *Please mark (●) only* ***one.***

O Longer than expected O About as expected O Shorter than expected

15. a) In order to reduce the wait time at the Falls Platform, a few options are being considered. Which of the following options would you prefer? *Please mark (●) only* ***one.***

O I would rather spend less time on the platform, if it helps to reduce the wait time.

O I would rather spend the full hour on the platform even if it means a longer wait.

b) An advanced reservation system is being considered to help reduce the wait time at the Falls Platform. Would you be interested in using the reservation system?

O Yes O No

c) Would you be willing to pay $8 per person to reserve a specific time to view bears at the falls?

O Yes O No O Not sure

16. How did the following elements affect your visit to Brooks Camp. *Please mark (●)* ***one*** *for each element.*

| | Enhanced my experience | No effect | Detracted from my enjoyment | Did not experience |
|---|---|---|---|---|
| One mile walk to Falls Platform | O | O | O | O |
| Bear related delays while moving around Brooks Camp | O | O | O | O |

17. On this visit, did your experience at Brooks Camp meet your group's expectations?

O Yes O No

***This section contains questions about the backcountry of Katmai NP&PRES which includes all areas other than Brooks Camp developed area and Lake Camp area***

18. a) On this visit, did your group visit the **backcountry** of Katmai NP&PRES?

O Yes O No ➔ ***Go to Question 21***

b) How long did your group stay in the backcountry?

_____ Number of hours ***If less than 24 hours***

_____ Number of days ***If 24 hours or more***

c) For **you only**, including this visit, how many times have you gone into Katmai NP&PRES's backcountry?

O Once O 2-4 times O 5 times or more

19. a) While in the backcountry, did you observe human waste or trash?

O Yes O No

b) If your group were to visit the backcountry in the future, would you be willing to pack out your human waste?

O Yes O No

c) If your group were to visit the backcountry in the future, would you be willing to obtain a backcountry permit (online, by phone, or in person)?

O Yes O No

d) **If YES**, would your group be willing to pay $8 per permit?

O Yes O No

20. How would your group rate your backcountry experience on this visit? *Please mark (●) only* ***one.***

| Very poor | Poor | Average | Good | Very good |
|---|---|---|---|---|
| O | O | O | O | O |

***End of backcountry section***

21. a) During this visit to Katmai NP&PRES, did you observe the presence of park rangers in park locations other than the visitor center, ranger-led tours, or bear safety briefing?

O Yes O No

b) How would you rate the availability of park rangers during your visit? *Please mark (●) only* ***one.***

O Not enough rangers O About the right amount O Too many

22. a) What did your group **like most** about your visit to Katmai NP&PRES?

_____

_____

b) What did your group **like least** about your visit to Katmai NP&PRES?

_____

_____

23. a) Please mark (●) **all** the visitor services and facilities that your group **used** at Katmai NP&PRES during this visit.

b) Please rate the importance of the services and facilities used during your visit from 1-5.

c) Please rate the quality of the services and facilities used from 1-5.

| a) **Visitor services/facilities used** *Mark (●)* | b) **If used, how important?** 1=Not at all important 2=Slightly important 3=Moderately important 4=Very important 5=Extremely important | c) **If used, what quality?** 1=Very poor 2=Poor 3=Average 4=Good 5=Very good |
|---|---|---|
| ○ Access for disabled persons | _____ | _____ |
| ○ Assistance from National Park Service staff | _____ | _____ |
| ○ Assistance from concession or guide staff | _____ | _____ |
| ○ Bulletin boards | _____ | _____ |
| ○ Park brochure/map | _____ | _____ |
| ○ Other park brochures/publications | _____ | _____ |
| ○ Park website: www.nps.gov/katm used before or during visit | _____ | _____ |
| ○ Orientation video program (at visitor center) | _____ | _____ |
| ○ Ranger-led programs (walks, talks, etc.) | _____ | _____ |
| ○ Restrooms | _____ | _____ |
| ○ Trailside interpretive signs | _____ | _____ |
| ○ Visitor center bookstore (selection, price, etc.) | _____ | _____ |
| ○ Visitor center (overall) | _____ | _____ |

24. Overall, how would you rate the quality of the facilities, services, and recreational opportunities provided to your group at Katmai NP&PRES during this visit? *Please mark (●)* ***one***.

| Very poor | Poor | Average | Good | Very good |
|---|---|---|---|---|
| ○ | ○ | ○ | ○ | ○ |

25. a) For this trip, please list the number of people you saw during your **first or only** visit to each of the following locations. *If you did not visit a location please mark "Did not visit".*

b) For the places that your group visited, how crowded did you feel*? Please mark (●) **one** answer for each location.*

| Location | a) **# of people seen** | **Did not visit** | b) **How crowded?** Over crowded | Crowded | Neither crowded nor uncrowded | Somewhat uncrowded | Not at all |
|---|---|---|---|---|---|---|---|
| Brooks Falls Platform | _____ | ○ | ○ | ○ | ○ | ○ | ○ |
| Brooks Riffles Platform | _____ | ○ | ○ | ○ | ○ | ○ | ○ |
| Brooks Camp area | _____ | ○ | ○ | ○ | ○ | ○ | ○ |
| Brooks Lower River Platform | _____ | ○ | ○ | ○ | ○ | ○ | ○ |
| Alagnak Wild River | _____ | ○ | ○ | ○ | ○ | ○ | ○ |
| American Creek | _____ | ○ | ○ | ○ | ○ | ○ | ○ |
| Moraine/Funnel Area | _____ | ○ | ○ | ○ | ○ | ○ | ○ |
| Naknek River | _____ | ○ | ○ | ○ | ○ | ○ | ○ |
| Geographic/Amalik | _____ | ○ | ○ | ○ | ○ | ○ | ○ |
| Hallo Bay | _____ | ○ | ○ | ○ | ○ | ○ | ○ |
| Kulik River | _____ | ○ | ○ | ○ | ○ | ○ | ○ |
| Valley of 10,000 Smokes | _____ | ○ | ○ | ○ | ○ | ○ | ○ |
| Other *(Specify below)* _____ | _____ | n/a | ○ | ○ | ○ | ○ | ○ |

26. On this visit, was your group part of the following types of **organized groups**?

a) Commercial guided tour group ○ Yes ○ No

*(Only include tour groups led by private tour/guide/outfitter companies, **DO NOT** include ranger-led programs)*

b) School/educational group ○ Yes ○ No

c) Other (scouts, work, church, etc.) ○ Yes ○ No

d) If you were with an **organized group**, how many people, including yourself, were in this group?

_____ *Number of people in **organized group***

27. a) On this visit, which type of personal group (not guided tour/school/other organized group) were you with? *Please mark (●) only **one**.*

○ Alone ○ Family ○ Friends

○ Family and friends ○ Other *(Please specify)* _____

b) On this visit, how many people were in your **personal group**, including yourself?

_____ *Number of people in **personal group***

28. For your **personal group**, please provide the following. *If you do not know the answer, please leave it blank.*

| | **a) Gender M=male F=female** | **b) Current age** | **c) U.S. ZIP code or name of country *if other than U.S.*** | **d) & e) Number of visits to Katmai *(including this visit)*** | |
|---|---|---|---|---|---|
| | | | | **Past 12 months** | **Lifetime** |
| Yourself | _____ | _____ | _____ | _____ | _____ |
| Member #2 | _____ | _____ | _____ | _____ | _____ |
| Member #3 | _____ | _____ | _____ | _____ | _____ |
| Member #4 | _____ | _____ | _____ | _____ | _____ |
| Member #5 | _____ | _____ | _____ | _____ | _____ |
| Member #6 | _____ | _____ | _____ | _____ | _____ |
| Member #7 | _____ | _____ | _____ | _____ | _____ |

29. a) Please mark (●) **all** the topics your group learned about during this visit to Katmai NP&PRES

b) Please mark (●) **all** the topics your group is interested in learning or learning more about during a future visit.

○ Not interested in learning on a future visit ➔ ***Go to Question 30***

| **Topic** | **a) Learned on this visit?** | **b) Interested in learning on a future visit?** |
|---|---|---|
| Brown bears | ○ | ○ |
| Volcanism/geology | ○ | ○ |
| Salmon or other fish | ○ | ○ |
| Other natural history (other than bears or fish) | ○ | ○ |
| Alaska Native cultural history | ○ | ○ |
| Early park exploration | ○ | ○ |
| Other *(Please specify below)* | ○ | ○ |

_____

30. For your group, please list all expenditures for the items listed below for this visit to Katmai NP&PRES (see map on page 7) and in Alaska, other than Katmai. ***Please write "0" if no money was spent in a particular category.***

a) Please list your group's total expenditures inside Katmai NP&PRES, including Brooks Camp and backcountry lodges, as shown on page 7 map.

b & c) Please list your group's total expenditures in the outside area on the map and in Alaska.

NOTE: Surrounding area residents should only include expenditures that were **directly related** to this visit to Katmai NP&PRES.

**EXPENDITURES**

| | a) **in Katmai NP&PRES** | b) **area outside** *(on the map)* | c) **in Alaska** *(outside the map)* |
|---|---|---|---|
| Package tour (cruise, airline, etc.) | $_____ | $_____ | $ _____ |
| ***Please list expenditures NOT included in the package tour below:*** | | | |
| Lodge/hotel/motel/cabins, B&B, etc. | $_____ | $_____ | $ _____ |
| Camping fees and charges | $_____ | $_____ | $ _____ |
| Guide fees and charges | $_____ | $_____ | $ _____ |
| Restaurants and bars | $_____ | $_____ | $ _____ |
| Groceries and takeout food | $_____ | $_____ | $ _____ |
| Gas and oil (auto, RV, boat, etc.) | $_____ | $_____ | $ _____ |
| Airfare | $_____ | $_____ | $ _____ |
| Other transportation NOT including airfare | $_____ | $_____ | $ _____ |
| Admission, recreation, entertainment fees | $_____ | $_____ | $ _____ |
| All other purchases (souvenirs, books postcards, sporting goods, clothing, donations, etc.) | $_____ | $_____ | $ _____ |

c) How many people do the above expenses cover? *Please write "0" if no children were covered.*

_____ Adults (18 years or over) _____ Children (under 18 years)

31. If you were a manager planning for the future of Katmai NP&PRES, what would you propose?

_____

_____

32. Is there anything else your group would like to tell us about your visit to Katmai NP&PRES?

_____

_____

33. a) In your opinion, how important is it to protect the following resources/attributes at Katmai NP&PRES? *Please rate the level of importance from 1-5 as indicated in column (a).*

b) During this visit to Katmai NP&PRES, compared to your expectations, please rate the quality of your experience with each resource/attribute in column (b). *If you did not use/experience a resource/attribute on this visit, please mark "Did not use/experience."*

| Resource/attribute | a) How important? *1=Not at all important 2=Slightly important 3=Moderately important 4=Very important 5=Extremely important* | b) What quality? *1=Worse than expected 2=About the same as expected 3=Better than expected* | Did not use/experience |
|---|---|---|---|
| Archeological and historic sites | _____ | _____ | ○ |
| Bear watching | _____ | _____ | ○ |
| Clean water | _____ | _____ | ○ |
| Fishing | _____ | _____ | ○ |
| Hunting | _____ | _____ | ○ |
| Native plants | _____ | _____ | ○ |
| Natural quiet/sounds of nature | _____ | _____ | ○ |
| Native wildlife | _____ | _____ | ○ |
| Bird watching | _____ | _____ | ○ |
| Recreational opportunities | _____ | _____ | ○ |
| Scenic views | _____ | _____ | ○ |
| Solitude | _____ | _____ | ○ |
| Wilderness | _____ | _____ | ○ |

34. a) Which category best represents your combined **annual household income**? *Please mark (●) only **one**.*

| | | |
|---|---|---|
| ○ Less than $24,999 | ○ $50,000-$74,999 | ○ $150,000-$199,999 |
| ○ $25,000-$34,999 | ○ $75,000-$99,999 | ○ $200,000 or more |
| ○ $35,000-$49,999 | ○ $100,000-$149,999 | ○ Do not wish to answer |

b) How many people are in **your household**? _____ *Number of people*

Thank you for your help! *Please seal the questionnaire in the postage-paid envelope provided and drop it in any U.S. mail box.*

Printed on recycled paper

NO POSTAGE
NECESSARY
IF MAILED
IN THE
UNITED STATES

SESRC — 1801
3905-1511

**BUSINESS REPLY MAIL**
FIRST–CLASS MAIL PERMIT NO. 1 PULLMAN, WA
POSTAGE WILL BE PAID BY ADDRESSEE

WASHINGTON STATE UNIVERSITY
2580 NE GRIMES WAY
PULLMAN WA 99163-9916

# Appendix 2: Decision Rules for Checking Non-response Bias

There are several methods for checking non-response bias. However, the most common way is to use some demographic indicators to compare between respondents and non-respondents (Dey 1997; Salant and Dillman 1994; Dillman and Carley-Baxter 2000; Dillman, 2007; Stoop 2004). In this study, we used five variable group type, group size, age of the group member (at least 16 years old) completing the survey, whether the park was the primary destination for the visit, and visitor's place of residence proximity to the park to check for non-response bias.

Chi-square tests were used to detect the difference in the response rates among different group types, whether the park was the primary destination for this visit, and visitor's place of residence and proximity to the park. The hypothesis was that there is no significant difference across different categories (or groups) between respondents and non-respondents. If the p-value is greater than 0.05, the difference between respondents and non-respondents is judged to be insignificant.

Two independent-sample T-tests were used to test the differences between respondent's and non-respondent's average age and group size. The p-values represent the significance levels of these tests. If the p-value is greater than 0.05, the two groups are judged to be insignificantly different.

Therefore, the hypotheses for checking non-response bias are:

1. Respondents from different group types are equally represented

2. Respondents and non-respondents are not significantly different in terms of proximity from their home to the park

3. Respondents and non-respondents are not significantly different in terms of reason for visiting the park

4. Average age of respondents – average age of non-respondents = 0

5. Average group size of respondents – average group size of non-respondents = 0

As shown in Tables 3 to 6, the p-values for respondent/non-respondent comparisons for age and distance from home to the park are less than 0.05, indicating significant differences between respondents and non-respondents. The results indicate some biases occurred due to non-response. Visitors at younger age ranges (especially 45 and younger) and visitors traveling with friends were underrepresented in the survey results. The differences, however, were not found in other variables. Results of the study in this report only reflect the simple frequencies. Inferences of the survey results should be weighted to counterbalance the effects of nonresponse bias.

# References

Dey, E. L. (1997). Working with Low Survey Response Rates: The Efficacy of Weighting Adjustment. *Research in Higher Education*, 38(2): 215-227.

Dillman, D. A. (2007). *Mail and Internet Surveys: The Tailored Design Method*, *Updated version with New Internet, Visual, and Mixed-Mode Guide*, 2nd Edition, New York: John Wiley and Sons, Inc.

Dillman, D. A. and Carley-Baxter, L. R. (2000). *Structural determinants of survey response rate over a 12-year period*, *1988-1999*, Proceedings of the section on survey research methods, 394-399, American Statistical Association, Washington, D.C.

Filion, F. L. (Winter 1975-Winter 1976). Estimating Bias due to Non-response in Mail Surveys. *Public Opinion Quarterly*, Vol 39 (4): 482-492.

Goudy, W. J. (1976). Non-response Effect on Relationships Between Variables. *Public Opinion Quarterly*. Vol 40 (3): 360-369.

Mayer, C. S. and Pratt Jr. R. W. (Winter 1966-Winter 1967). A Note on Non-response in a Mail Survey. *Public Opinion Quarterly*. Vol 30 (4): 637-646.

Salant, P. and Dillman, D. A. (1994). *How to Conduct Your Own Survey*. U.S.: John Wiley and Sons, Inc.

Stoop, I. A. L. (2004). Surveying Non-respondents. *Field Methods*, 16 (1): 23.

The SESRC database website (http://psu.sesrc.wsu.edu/reports/) allows data searches for comparisons of data from one or more parks.

For more information please contact:

Social and Economic Sciences Research Center
Washington State University
PO Box 644014, Wilson-Short Hall #133
Pullman, WA  99164-4014

Phone: 1.509.335.1511
Fax: 509.335.4688
Email: lena.le@wsu.edu
Website: http://www.sesrc.wsu.edu/

The Department of the Interior protects and manages the nation's natural resources and cultural heritage; provides scientific and other information about those resources; and honors its special responsibilities to American Indians, Alaska Natives, and affiliated Island Communities.